

**Administrative Board Meeting of  
UTAH LOCAL GOVERNMENTS TRUST**

Friday, December 16, 2022, 2:00pm

Zoom: [Click here to login](#)

or dial in 669-900-6833 Meeting ID: 9835774321

Anchor Location: Utah Local Governments Trust - Board Room  
55 South Highway 89, North Salt Lake, UT 84054

AGENDA

- I. Order
- II. Minutes – Motion to Approve
- III. Closed Session: Discuss Pending or Threatened Litigation
- IV. Appointed Board Positions Expiring
  1. Robert Hale, Former Mayor, Midvale City
  2. Kenneth Neilson, Former Mayor, Washington City
- V. Recommendation to appoint G. Thomas Tripp, Former County Councilman, Tooele County, to the Board of Directors of the Utah Local Governments Trust
- VI. Public Comment Session on 2023 Tentative Budget
- VII. Approval of 2023 Budget – Motion to Approve
- VIII. State of the Market
- IX. Ratification of the Appointment of Outside Auditor – Motion to Ratify
- X. CONSENT AGENDA FOR INVESTMENTS, DISBURSEMENTS and FINANCIALS
  - Exhibit 1: Financial Snapshot
  - Exhibit 2: Investments – Motion to Approve
  - Exhibit 3: Disbursements – Motion to Approve
  - Exhibit 4: Financials – Motion to Approve
- XI. Public Comment Session – Limited to 3 minutes per comment
- XII. Other Business
- XIII. Executive Goals
- XIV. Potential Closed Session to discuss the character, professional competence of Executive Staff, as provided by Utah Code Annotated §52-4-205.

XV. CEO Compensation, if not discussed in closed session

2023 TENTATIVE DATES AND TIMES

- Sunday, March 5-8, 2023 – AGRiP Governance Conference, Orlando, FL
- Friday, March 24, 2023 – Board Meeting, 11:30am
- Thursday, May 11, 2023 – Annual Meeting, 10:00am
- Thursday, May 11, 2023 – Board Meeting, 12:30pm
- Friday, August 18, 2023 – Board Meeting, 11:30am
- Friday, October 20, 2023 – Board Meeting, 11:30am
- Friday, December 15, 2023 – Board Meeting, 2:00pm, Dinner 5:00pm
- Sunday, March 3-6, 2024 – AGRiP Governance Conference, Nashville, TN

**MINUTES OF THE OCTOBER 21, 2022 at 11:30AM  
ADMINISTRATIVE BOARD MEETING  
OF THE UTAH LOCAL GOVERNMENTS TRUST**

**Board Members Present:**

- |                              |                       |                            |
|------------------------------|-----------------------|----------------------------|
| 1. Robert M. Hale            | 4. Pamela A. Roberts  | 8. Christopher F. Robinson |
| 2. Mayor Stephanie L. Miller | 5. G. Thomas Tripp    | 9. Bradley M. Powell       |
| 3. Caroline R. Rodriguez     | 6. David N. Zook      |                            |
|                              | 7. Kenneth F. Neilson |                            |

**Staff Present:**

Steven A. Hansen

**General Counsel:**

A. Craig Hale, Attorney at Law, Hale & Wood, LLP

1. ORDER

Board Chair, Christopher Robinson called the meeting to order at 11:30am on Friday, October 21, 2022.

2. MINUTES APPROVAL

Motion to approve the minutes of the meeting of the Administrative Board of the Utah Local Governments Trust held August 19, 2022 was made by Pamela Roberts and seconded by Mayor Stephanie Miller. Motion passed unanimously.

3. CLOSED SESSION: DISCUSS PENDING OR THREATENED LITIGATION

No closed session required.

4. APPROVAL OF BOARD COMPENSATION, EXECUTIVE COMMITTEE COMPENSATION, PER DIEM, TERM LIFE INSURANCE

Motion to approve the Board Compensation, Executive Committee Compensation, Per Diem, Term Life Insurance was made by Bradley Powell and Kenneth Neilson. Motion passed unanimously.

5. RESOLUTION ON ESTABLISHING A QUORUM FOR ELECTRONIC MEETINGS

For purposes of determining a quorum of any meeting of the Board or Executive Committee, any Board Member or Executive Committee Member attending in person or electronically would be counted towards determining a quorum. Motion to approve the procedure for establishing a quorum for electronic meetings was made by David Zook and seconded by Pamela Roberts. Motion passed unanimously.

6. CAPITAL ADEQUACY, EXPENSE RATIO, AND OPERATIONAL EFFICIENCY

Steven Hansen reviewed the Capital Adequacy report.

7. PROFITABILITY

Steven Hansen reviewed the Profitability study.

8. CONSENT AGENDA FOR INVESTMENTS, DISBURSEMENTS, and FINANCIALS

Motion to accept the investments, disbursements, and financials was made by Pamela Roberts and seconded by Robert Hale. Motion passed unanimously.

9. FRAUD RISK ASSESSMENT

Motion to allow Steven Hansen to sign the Fraud Risk Assessment and submit to the State Auditor and to accept the Fraud Risk Assessment as the Trust Internal Accounting Controls was made by Bradley Powell and seconded by Robert Hale. Motion passed unanimously.

10. 2023 PRELIMINARY BUDGET

Motion to accept the 2023 Preliminary Budget was made by Bradley Powell and seconded by Caroline Rodriguez. Motion passed unanimously.

11. PUBLIC COMMENT SESSION

No members of the public are present in person or virtually via Zoom.

12. OTHER BUSINESS

No further business.

At 12:56pm, a motion to adjourn the meeting was made by Pamela Roberts and seconded by Kenneth Neilson. Motion passed unanimously.

2022 TENTATIVE DATES AND TIMES

- Friday, December 16, 2022 – Board Meeting 2:00pm, Dinner 5:00pm
- Sunday, March 5-8, 2023 – AGRiP Governance Conference, Orlando, FL
- Sunday, March 3-6, 2024 – AGRiP Governance Conference, Nashville, TN

Sincerely,



Steven A. Hansen, CEO

Note: Budget narrative compares 12/31/22 projected expenses and revenues to 12/31/23 budget.  
As a result a large percentage variance may occur.

		A	B	C	D	E	F	G	*H	*I	*J	*K
		YTD 08/31/22	YTD 08/31/22	12/31/22	22 Budget	23 Budget	23 Budget	23 Budget	22 Projected	22 Projected	23 Budget	23 Budget
		\$ used	% used	\$ Projected			vs. 22 Budget	vs. 22 Budget	vs. 22 Budget	vs. 22 Budget	vs. 22 Projected	vs. 22 Projected
							% Variance	\$ Variance	% used	\$ Variance	% Variance	\$ Variance
<b>MEMBER PREMIUMS</b>												
1	LIABILITY	7,912,847	67%	12,085,134	11,799,255				102%	285,879		
1.1	LIABILITY ENDORSEMENTS	0		0	0					0		
1.2	LIABILITY NET NEW BUSINESS - 2022	(15,443)	-13%	(23,165)	123,380				-19%	(146,545)		
1.3	LIABILITY TOTALS:	7,897,404	66%	12,061,969	11,922,635	11,952,793	0%	30,158	101%	139,334	-1%	(109,176)
1.4	LIABILITY NET NEW BUSINESS - 2023					18,945						
1.5t	TOTAL					11,971,738						
2	WORKERS COMPENSATION	6,084,086	75%	8,752,142	8,076,637				108%	675,505		
2.1	WORKERS COMPENSATION NET NEW BUSINESS - 2022	25,960	171%	38,940	15,215				156%	23,725		
2.2	WORKERS COMPENSATION TOTALS:	6,110,046	76%	8,791,082	8,091,852	8,797,095	9%	705,243	109%	699,230	0%	6,013
2.3	WORKERS COMPENSATION NET NEW BUSINESS - 2023					110,500						
2.4t	TOTAL					8,907,595						
3	VISION	77,651	69%	116,441	111,993	116,441	4%	4,448	104%	4,448	0%	0
4	ACCIDENTAL DENTAL	4,101	66%	6,114	6,200	6,114	-1%	(86)	99%	(86)	0%	0
5	PROPERTY / AUTO PD	7,014,119	69%	10,893,658	10,221,636				107%	672,022		
5.1	PROPERTY / AUTO PD NET NEW BUSINESS - 2022	(60,837)	-66%	(91,256)	92,250				-99%	(183,506)		
5.2	PROPERTY / AUTO PD TOTALS:	6,953,281	67%	10,802,402	10,313,886	10,592,702	3%	371,066	105%	488,516	-2%	(209,700)
5.3	PROPERTY / AUTO PD NET NEW BUSINESS - 2023					82,646						
5.4t	TOTAL					10,675,348						
5.5t	<b>MEMBER PREMIUM TOTALS:</b>	<b>21,042,483</b>	<b>69%</b>	<b>31,778,008</b>	<b>30,446,566</b>	<b>31,677,237</b>	<b>4%</b>	<b>1,230,671</b>	<b>104%</b>	<b>1,331,442</b>	<b>0%</b>	<b>(100,771)</b>
<b>REINSURANCE PREMIUMS - CONTRA ACCOUNTS</b>												
6	REINSURANCE LIABILITY	(2,277,094)	68%	(3,465,568)	(3,367,451)	(2,364,961)	-30%	1,002,490	103%	(98,117)	-32%	1,100,607
6.1	REINSURANCE LIABILITY AUDIT, NEW BUSINESS	0	0%	(50,000)	(50,000)	(50,000)	0%	0	100%	0	0%	0
7	REINSURANCE PROPERTY / AUTO PD	(3,231,375)	64%	(4,895,722)	(5,086,206)	(5,312,219)	4%	(226,013)	96%	190,484	9%	(416,497)
7.1	REINSURANCE PROPERTY / AUTO PD AUDIT, NEW BUSINESS	0	0%	(50,000)	(50,000)	(50,000)	0%	0	100%	0	0%	0
8	REINSURANCE WORKERS COMPENSATION	(626,302)	67%	(941,454)	(930,078)	(1,005,234)	8%	(75,156)	101%	(11,376)	7%	(63,781)
8.1	REINSURANCE WORKERS COMP AUDIT, NEW BUSINESS	0	0%	(50,000)	(50,000)	(50,000)	0%	0	100%	0	0%	0
8.2t	<b>REINSURANCE TOTALS:</b>	<b>(6,134,772)</b>	<b>64%</b>	<b>(9,452,744)</b>	<b>(9,533,735)</b>	<b>(8,832,414)</b>	<b>-7%</b>	<b>701,321</b>	<b>99%</b>	<b>80,991</b>	<b>-7%</b>	<b>620,330</b>
8.3t	<b>TOTAL COMBINED PREMIUMS</b>	<b>14,907,711</b>	<b>71%</b>	<b>22,325,264</b>	<b>20,912,831</b>	<b>22,844,823</b>	<b>9%</b>	<b>1,931,992</b>	<b>107%</b>	<b>1,412,433</b>	<b>2%</b>	<b>519,558</b>

Note: Budget narrative compares 12/31/22 projected expenses and revenues to 12/31/23 budget.  
As a result a large percentage variance may occur.

		A	B	C	D	E	F	G	*H	*I	*J	*K
		YTD 08/31/22	YTD 08/31/22	12/31/22	22 Budget	23 Budget	23 Budget vs. 22 Budget	23 Budget vs. 22 Budget	22 Projected vs. 22 Budget	22 Projected vs. 22 Budget	23 Budget vs. 22 Projected	23 Budget vs. 22 Projected
		\$ used	% used	\$ Projected			% Variance	\$ Variance	% used	\$ Variance	% Variance	\$ Variance
<b>ADMINISTRATIVE FEES &amp; CLAIMS</b>												
<b>ADMINISTRATIVE FEES</b>												
9.1	ADMINISTRATIVE FEES--PEHP	230,516	44%	507,914	523,790	557,998	7%	34,208	97%	(15,876)	10%	50,084
9.2	ADMINISTRATIVE FEES--ULGT HEALTH CHOICE	20,414	44%	49,966	46,261	44,772	-3%	(1,489)	108%	3,705	-10%	(5,194)
10.1	ADMINISTRATIVE FEES--PROPERTY/AUTO PD	248,092	0%	248,092	470,000	248,092	0%	(221,908)	0%	(221,908)	0%	0
10.2	ADMINISTRATIVE FEES--LIFE INSURANCE	114,937	73%	173,073	157,725	173,883	10%	16,158	110%	15,348	0%	810
10.3	ADMINISTRATIVE FEES--SURETY BONDS	48,347	97%	56,347	49,826	56,347	13%	6,521	113%	6,521	0%	0
10.4	ADMINISTRATIVE FEES--OTHER	7,953	65%	11,375	12,200	11,500	-6%	(700)	93%	(825)	1%	125
10.5t	<b>TOTAL ADMINISTRATIVE FEES</b>	<b>670,258</b>	<b>53%</b>	<b>1,046,766</b>	<b>1,259,802</b>	<b>1,092,592</b>	<b>-13%</b>	<b>(167,210)</b>	<b>83%</b>	<b>(213,036)</b>	<b>4%</b>	<b>45,825</b>
<b>INTEREST AND INVESTMENT INCOME</b>												
11	BOND INTEREST	612,203	68%	927,395	894,283	2,220,605	148%	1,326,322	104%	33,112	139%	1,293,210
11.1	PTIF INTEREST	504,647	162%	833,544	310,608	986,690	218%	676,082	268%	522,936	18%	153,146
11t	INTEREST (CASH AND INVESTMENT) INCOME	1,116,850	93%	1,760,939	1,204,891	3,207,295	166%	2,002,404	146%	556,048	82%	1,446,356
11.2	UNREALIZED INVESTMENT GAIN / LOSS	(896,720)		(896,720)	0	0		0		(896,720)		896,720
12	NLC CAPITAL INVESTMENT	0	0%	0	0	0	0%	0	0%	0	0%	0
12.1t	<b>TOTAL INTEREST AND INVESTMENT INCOME</b>	<b>220,131</b>	<b>18%</b>	<b>864,220</b>	<b>1,204,891</b>	<b>3,207,295</b>	<b>166%</b>	<b>2,002,404</b>	<b>72%</b>	<b>(340,671)</b>	<b>271%</b>	<b>2,343,076</b>
12.2t	<b>TOTAL REVENUES</b>	<b>15,798,100</b>	<b>68%</b>	<b>24,236,250</b>	<b>23,377,525</b>	<b>27,144,710</b>	<b>16%</b>	<b>3,767,185</b>	<b>104%</b>	<b>858,725</b>	<b>12%</b>	<b>2,908,460</b>
<b>LOSSES PAID AND RESERVES</b>												
13	LIABILITY LOSSES PAID	3,898,270	76%	1,465,087	5,109,652	6,496,812	27%	1,387,160	29%	(3,644,565)	343%	5,031,725
14	WORKERS COMPENSATION LOSSES PAID	4,671,144	102%	6,177,075	4,559,618	5,896,265	29%	1,336,647	135%	1,617,457	-5%	(280,810)
15	PROPERTY / AUTO PD LOSSES PAID	1,967,279	87%	2,806,015	2,254,946	2,833,548	26%	578,602	124%	551,069	1%	27,533
16	VISION / ACCIDENTAL DENTAL LOSSES PAID	23,391	61%	35,087	38,307	37,841	-1%	(466)	92%	(3,220)	8%	2,754
16.1t	<b>TOTAL LOSSES PAID AND RESERVES</b>	<b>10,560,084</b>	<b>88%</b>	<b>10,483,263</b>	<b>11,962,523</b>	<b>15,264,466</b>	<b>28%</b>	<b>3,301,943</b>	<b>88%</b>	<b>(1,479,260)</b>	<b>46%</b>	<b>4,781,203</b>
<b>LOSS ADJUSTMENT EXPENSE - Reserves, Legal, Adjusting</b>												
17	LIABILITY - LOSS ADJUSTMENT EXPENSES	2,606,437	71%	3,499,576	3,669,651	4,367,242	19%	697,591	95%	(170,075)	25%	867,666
18	WORKERS COMPENSATION - LOSS ADJUSTMENT EXPENSES	836,814	76%	1,225,745	1,095,531	1,225,308	12%	129,777	112%	130,214	0%	(437)
19	PROPERTY / AUTO PD - LOSS ADJUSTMENT EXPENSES	182,323	127%	208,091	143,176	162,732	14%	19,556	145%	64,915	-22%	(45,359)
19.1t	<b>TOTAL LOSS ADJUSTMENT</b>	<b>3,625,574</b>	<b>74%</b>	<b>4,933,411</b>	<b>4,908,358</b>	<b>5,755,282</b>	<b>17%</b>	<b>846,924</b>	<b>101%</b>	<b>25,053</b>	<b>17%</b>	<b>821,871</b>
20	PREMIUM TAX - W/C	93,794	58%	115,793	161,503	119,267	-26%	(42,236)	72%	(45,710)	3%	3,474
20.1t	<b>TOTAL CLAIMS, LOSS ADJUSTMENT &amp; W/C PREMIUM TAX</b>	<b>14,279,453</b>	<b>84%</b>	<b>15,532,468</b>	<b>17,032,384</b>	<b>21,139,015</b>	<b>24%</b>	<b>4,106,631</b>	<b>91%</b>	<b>(1,499,916)</b>	<b>36%</b>	<b>5,606,547</b>

Note: Budget narrative compares 12/31/22 projected expenses and revenues to 12/31/23 budget.  
As a result a large percentage variance may occur.

		A	B	C	D	E	F	G	*H	*I	*J	*K
		YTD 08/31/22	YTD 08/31/22	12/31/22	22 Budget	23 Budget	23 Budget vs. 22 Budget	23 Budget vs. 22 Budget	22 Projected vs. 22 Budget	22 Projected vs. 22 Budget	23 Budget vs. 22 Projected	23 Budget vs. 22 Projected
		\$ used	% used	\$ Projected			% Variance	\$ Variance	% used	\$ Variance	% Variance	\$ Variance
<b>GENERAL &amp; ADMINISTRATIVE</b>												
21	ASSOCIATIONS, DUES, CONTRIBUTIONS & SPONSORSHIPS	69,538	56%	99,006	125,000	125,000	0%	0	79%	(25,994)	26%	25,994
22	EMPLOYEE WAGES	1,089,124	56%	1,716,124	1,943,197	1,874,207	-4%	(68,990)	88%	(227,073)	9%	158,083
22.a	Growth (0 Employee)	0	0%	0	225,000	0	-100%	(225,000)	0%	(225,000)	0%	0
23	EMPLOYEE BENEFITS	489,983	51%	766,236	959,020	896,344	-7%	(62,676)	80%	(192,784)	17%	130,108
23.a	Growth (0 Employee)	0	0%	0	140,525	0	-100%	(140,525)	0%	(140,525)	0%	0
23.b	Education	0	0%	0	10,000	5,000	-50%	(5,000)	0%	(10,000)	0%	5,000
24	EMPLOYEE PERFORMANCE INCENTIVE	0	0%	119,268	136,023	131,194	-4%	(4,829)	88%	(16,755)	10%	11,927
24.a	Growth (0 Employee)	0	0%	0	15,750	0	-100%	(15,750)	0%	(15,750)	0%	0
25	BOARD OF DIRECTORS EXPENSES	19,587	53%	19,587	36,745	42,562	16%	5,817	53%	(17,158)	117%	22,975
25.1	Chris Robinson Compensation	2,550	68%	3,450	3,750	3,750	0%	0	92%	(300)	9%	300
	Life Benefits	1,961	68%	2,990	2,894	3,086	7%	192	103%	96	3%	96
25.1	Stephanie Miller Compensation	2,850	76%	3,750	3,750	3,750	0%	0	100%	0	0%	0
	Life Benefits	1,961	68%	2,990	2,894	3,086	7%	192	103%	96	3%	96
25.1	Bradley Powell Compensation	2,100	70%	2,700	3,000	3,750	25%	750	90%	(300)	39%	1,050
	Life Benefits	981	68%	1,495	1,447	1,543	7%	96	103%	48	3%	48
25.1	Robert Hale Compensation	2,700	90%	3,300	3,000	3,000	0%	0	110%	300	-9%	(300)
	Life Benefits	981	68%	1,495	1,447	1,543	7%	96	103%	48	3%	48
25.1	Kenneth Neilson Compensation	900	30%	1,500	3,000	3,000	0%	0	50%	(1,500)	100%	1,500
	Life Benefits	1,855	64%	2,524	2,894	2,006	-31%	(888)	87%	(370)	-21%	(518)
25.1	Pam Roberts Compensation (Paid directly to WFWR)	900	30%	1,500	3,000	3,000	0%	0	50%	(1,500)	100%	1,500
	Life Benefits	0	0%	0	0	0	0%	0	0%	0	0%	0
25.1	George Tripp Compensation	900	30%	1,500	3,000	3,750	25%	750	50%	(1,500)	150%	2,250
	Life Benefits	0	0%	0	0	0	0%	0	0%	0	0%	0
25.1	David Zook Compensation	900	30%	1,500	3,000	3,000	0%	0	50%	(1,500)	100%	1,500
	Life Benefits	1,961	68%	2,990	2,894	3,086	7%	192	103%	96	3%	96
25.1	Caroline Rodriguez	600	0%	600	0	3,000	0%	3,000	0%	600	400%	2,400
	Life Benefits	1,238	0%	2,267	0	3,086	0%	3,086	0%	2,267	36%	820
25.1	Todd Beutler Compensation	450	12%	450	3,750	0	-100%	(3,750)	12%	(3,300)	-100%	(450)
	Life Benefits	1,206	42%	1,206	2,894	0	-100%	(2,894)	42%	(1,688)	-100%	(1,206)
25.1	Shawn Milne Compensation	450	12%	450	3,750	0	-100%	(3,750)	12%	(3,300)	-100%	(450)
	Life Benefits	1,206	42%	1,206	2,894	0	-100%	(2,894)	42%	(1,688)	-100%	(1,206)
25.2t	TOTAL	48,235	54%	59,448	90,000	90,000	0%	0	66%	(30,552)	51%	30,552

Note: Budget narrative compares 12/31/22 projected expenses and revenues to 12/31/23 budget.  
As a result a large percentage variance may occur.

		A	B	C	D	E	F	G	*H	*I	*J	*K
		YTD 08/31/22	YTD 08/31/22	12/31/22	22 Budget	23 Budget	23 Budget vs. 22 Budget	23 Budget vs. 22 Budget	22 Projected vs. 22 Budget	22 Projected vs. 22 Budget	23 Budget vs. 22 Projected	23 Budget vs. 22 Projected
		\$ used	% used	\$ Projected			% Variance	\$ Variance	% used	\$ Variance	% Variance	\$ Variance
26	TRAVEL	43,977	44%	85,965	100,000	100,000	0%	0	86%	(14,035)	16%	14,035
27	FLEET MAINTAINANCE	2,114	11%	4,671	20,000	20,000	0%	0	23%	(15,329)	328%	15,329
28	PROMOTIONAL	31,084	41%	71,626	75,000	75,000	0%	0	96%	(3,374)	5%	3,374
29	BUILDING & DEPRECIATION	265,767	48%	498,713	555,000	555,000	0%	0	90%	(56,287)	11%	56,287
30	EQUIPMENT REPAIRS & MAINTENANCE	280	1%	2,520	25,000	25,000	0%	0	10%	(22,480)	892%	22,480
31	DEPRECIATION EXPENSE	97,023	36%	337,813	270,000	340,000	26%	70,000	125%	67,813	1%	2,187
32	LOSS PREVENTION & APPRAISALS	624,372	104%	897,502	600,000	800,000	33%	200,000	150%	297,502	-11%	(97,502)
33	OFFICE, PRINTING & SUPPLIES	47,656	48%	91,484	100,000	100,000	0%	0	91%	(8,516)	9%	8,516
34	BOOKS, PERIODICALS, SUBSCRIPTION & MATERIALS	3,043	30%	5,565	10,000	10,000	0%	0	56%	(4,435)	80%	4,435
35	POSTAGE	4,500	18%	12,749	25,000	25,000	0%	0	51%	(12,251)	96%	12,251
36	TELEPHONE	25,563	43%	44,498	60,000	63,000	5%	3,000	74%	(15,502)	42%	18,502
37	LEGAL & ACCOUNTING	68,040	30%	200,000	225,000	225,000	0%	0	89%	(25,000)	13%	25,000
38	IT, CONSULTING & MAINTENANCE	4,762	10%	12,142	50,000	50,000	0%	0	24%	(37,858)	312%	37,858
39	ACTUARIAL FEES	108,017	108%	182,026	100,000	180,000	80%	80,000	182%	82,026	-1%	(2,026)
40	SOFTWARE LICENSING	48,579	65%	68,650	75,000	78,000	4%	3,000	92%	(6,350)	14%	9,350
41	MISC, BANK FEES & OTHER	24,725	49%	28,526	50,000	50,000	0%	0	57%	(21,474)	75%	21,474
42	PAYROLL TAXES	87,254	47%	133,432	186,184	163,344	-12%	(22,840)	72%	(52,752)	22%	29,912
43.1t	<b>TOTAL GENERAL AND ADMINISTRATIVE</b>	<b>3,183,636</b>	<b>52%</b>	<b>5,437,963</b>	<b>6,170,698</b>	<b>5,981,089</b>	<b>-3%</b>	<b>(189,609)</b>	<b>88%</b>	<b>(732,735)</b>	<b>10%</b>	<b>543,125</b>
43.2t	<b>TOTAL EXPENSES</b>	<b>17,463,088</b>	<b>75%</b>	<b>20,970,431</b>	<b>23,203,082</b>	<b>27,120,104</b>	<b>17%</b>	<b>3,917,022</b>	<b>90%</b>	<b>(2,232,651)</b>	<b>29%</b>	<b>6,149,673</b>
44.3t	<b>CHANGE IN NET POSITION WITH UNREALIZED LOSS</b>	<b>(1,664,988)</b>		<b>3,265,819</b>	<b>174,443</b>	<b>24,606</b>						
44.4t	TRUST PREMIUM RELIEF CREDIT	0		0	0	0						
44.5t	<b>CHANGE IN NET POSITION</b>	<b>(1,664,988)</b>		<b>3,265,819</b>	<b>174,443</b>	<b>24,606</b>						
44.6t	UNREALIZED LOSS	896,720		896,720	0	0						
44.7t	<b>CHANGE IN NET POSITION WITHOUT UNREALIZED LOSS</b>	<b>(768,268)</b>		<b>4,162,539</b>	<b>174,443</b>	<b>24,606</b>						



Note: Budget narrative compares 12/31/22 projected expenses and revenues to 12/31/23 budget. As a result, large percentage variances may occur: (see yellow highlights below), (see columns J and K on budget worksheet).

## 2023 Budget Narrative

### Revenue – 2023

1. Liability Rate / Premium
  - 0% change in rate.
  - Decrease 1% or (\$109,176) to \$11,952,793 10,5 (prorated limit increases, annualized).
    - ✓ 0% change in rate.
    - ✓ 3% increase in exposure.
  - Net new business at .16% or \$18,945.
  - Total premium \$11,971,738.
2. Workers Compensation Rate / Premium
  - 0% change in rate.
  - Increase 0% or \$6,013 to \$8,797,095.
    - ✓ NCCI class codes down 5%.
    - ✓ 3% increase in exposure.
  - Net new business increase of 1.26% or \$110,500.
  - Total premium \$8,907,595.
3. Vision Rate / Premium
  - 0% change in rate.
  - Increase 0% or \$0 to \$116,441.
4. Accidental Dental Rate / Premium
  - 0% change in rate.
  - Increase 0% or \$0 to \$6,114.
5. Property / Auto Physical Damage / Rate / Premium
  - 0% change in rate.
  - Decrease 2% or (\$209,700) to \$10,592,702.
    - ✓ 0% change in rate.
    - ✓ 3% increase in exposure.
  - Net new business at .77% or \$82,646.
  - Total premium \$10,675,348.

Note: Budget narrative compares 12/31/22 projected expenses and revenues to 12/31/23 budget. As a result, large percentage variances may occur: (see yellow highlights below), (see columns J and K on budget worksheet).

6. Liability Reinsurance (contra premium account) \*subject to
  - 15% increase in rate and 3% increase in exposure base.
  - Decrease 32% or (\$1,100,607) to \$2,364,961.
  - \$50,000 accrual for 2022 - audit.
  
7. Property / Auto Physical Damage Reinsurance (contra premium account) \*subject to
  - 10% increase in rate and 3% increase in exposure base
  - Increase 9% or \$416,497 to \$5,312,219.
  - \$50,000 accrual for 2022 - audit.
  
8. Workers Compensation Reinsurance (contra premium account) \*subject to
  - 10% increase in rate and 3% increase in exposure base.
  - Increase 7% or \$63,781 to \$1,005,234.
  - \$50,000 accrual for 2022 - audit.
  
9. Administrative Fees Medical / Dental
  - PEHP – Administrative Fees
    - ✓ Increase 10% or \$50,084 to \$557,998.
  
  - ULGT Health Choice / Medical – Administrative Fees
    - ✓ Decrease 10% or (\$5,194) to \$44,772.
  
10. Administrative Fees - Other
  - Property / Auto Physical Damage – Administrative Fees
    - ✓ Increase 0% or \$0 to \$248,092.
  
  - Life – Administrative Fees
    - ✓ Increase 0% or \$810 to \$173,883.
  
  - Surety Bonds – Administrative Fees
    - ✓ Increase 0% or \$0 to \$56,347.
    - ✓ Contingent commission.
  
  - Other – Administrative Fees
    - ✓ Increase 1% or \$125 to \$11,500.
  
11. Interest Income (Cash and Investments – excluding NLC and unrealized gain)
  - Increase 82% or \$1,446,356 to \$3,207,295 (projected yield 3%).
  - At 8/31/22, unrealized loss (\$896,720).
  - At 8/31/22, interest bearing assets (bonds and cash), \$127,864,385 (at 1.72%).
  - Financial market conditions.

Note: Budget narrative compares 12/31/22 projected expenses and revenues to 12/31/23 budget. As a result, large percentage variances may occur: (see yellow highlights below), (see columns J and K on budget worksheet).

12. NLC Capital Investment
  - Current book value \$525,295.
  - Investment appreciation/depreciation flat.

## **Expenditures – 2023**

### **Losses Paid and Change in Reserves**

13. Liability Losses Paid
  - Increase 343% or \$5,031,725 to \$6,496,812.
  - Taylor-Walker – actuarial analysis.
14. Workers Compensation Losses Paid
  - Decrease 5% or (\$280,810) to \$5,896,265.
  - Taylor-Walker – actuarial analysis.
15. Property / Auto Physical Damage Losses Paid
  - Decrease 36% or (\$1,566,993) to \$2,833,548.
  - Taylor-Walker – actuarial analysis.
16. Vision / Accidental Dental Losses Paid
  - Increase 8% or \$2,754 to \$37,841.
  - Taylor-Walker – actuarial analysis.

### **Loss Adjustment Expense – Change in Reserves, Legal, Adjusting**

17. Liability Loss Adjustment Expense
  - Increase 25% or \$867,666 to \$4,367,242.
  - Taylor-Walker – actuarial analysis.
18. Workers Compensation Loss Adjustment Expense
  - Decrease 0% or (\$437) to \$1,225,308.
  - Taylor-Walker – Actuarial analysis.
19. Property/ Auto Physical Damage Loss Adjustment Expense
  - Decrease 22% or (\$45,359) to \$162,732.
  - Taylor-Walker – actuarial analysis.

Note: Budget narrative compares 12/31/22 projected expenses and revenues to 12/31/23 budget. As a result, large percentage variances may occur: (see yellow highlights below), (see columns J and K on budget worksheet).

## Premium Tax – W/C

### 20. Premium Tax – W/C

- Increase 3% or \$3,474 to \$119,267.

## General & Administrative Expenses

### 21. Associations, Dues, Contributions & Sponsorships

- Increase 26% or \$25,994 to \$125,000.
- Fees paid to industry associations.

### 22. Employee Wages

- Increase 9% or \$158,083 to \$1,874,207.
- 10% increase in 2023.

- 22a Growth (0 employees).
  - ✓ Increase 0% or \$0 to \$0.

### 23. Employee Benefits

- Increase 17% or \$130,108 to \$896,344.
  - ✓ Medical / dental insurance premiums.
  - ✓ Utah Retirement Systems Tier 1 increase 0% to 17.97%.
  - ✓ Utah Retirement Systems Tier 2 increase 0% to 16.19%.

- 23a Growth (0 employees).
  - ✓ Increase 0% or \$0 to \$0.

- 23b Education.
  - ✓ Increase 0% or \$5,000 to \$5,000.

### 24. Employee Performance Incentive

- Increase 10% or \$11,927 to \$131,194.
- 7% in 2023.

- 24a Growth (0 employees).
  - ✓ Increase 0% or \$0 to \$0.

### 25. Board of Directors Compensation, Benefits & Expenses

- Increase 51% or \$30,552 to \$90,000.

### 26. Travel

- Increase 16% or \$14,035 to \$100,000.

Note: Budget narrative compares 12/31/22 projected expenses and revenues to 12/31/23 budget. As a result, large percentage variances may occur: (see yellow highlights below), (see columns J and K on budget worksheet).

27. Fleet Expenses

- Increase 328% or \$15,329 to \$20,000.

28. Promotional

- Increase 5% or \$3,374 to \$75,000.
- .28% of gross premiums.

29. Building Expense & Building Depreciation

- Increase 11% or \$56,287 to \$555,000.
  - ✓ Depreciation, building improvements.
  - ✓ IT Security.
  - ✓ Utilities, janitorial, landscape, insurance.
  - ✓ Trust / Trustee errors & omissions insurance policy.

30. Equipment Repairs & Maintenance

- Increase 892% or \$22,480 to \$25,000.
  - ✓ Phone, copier machine supplies, service contracts.

31. Depreciation Expense

- Increase 1% or \$2,187 to \$340,000.
  - ✓ General.
  - ✓ Equipment, Software, Fleet.

32. Loss Prevention & Appraisals

- Decrease 11% or (\$97,502) to \$800,000.
  - ✓ Trust Appreciation Recognition Program (TARP Awards) \$413,951.
  - ✓ Workers Compensation audits \$105,496.
  - ✓ Property appraisal, valuations \$167,904.

33. Office, Printing & Supplies

- Increase 9% or \$8,516 to \$100,000.
  - ✓ Toner, IT equipment & upgrades.

34. Books, Periodicals, Subscription & Materials

- Increase 80% or \$4,435 to \$10,000.

35. Postage

- Increase 96% or \$12,251 to \$25,000.
  - ✓ Increased communication with membership.

36. Telephone

- Increase 42% or \$18,502 to \$63,000.
  - ✓ Internet, local & long-distance service contracts.

Note: Budget narrative compares 12/31/22 projected expenses and revenues to 12/31/23 budget. As a result, large percentage variances may occur: (see yellow highlights below), (see columns J and K on budget worksheet).

37. Accounting & Legal

- Increase 13% or \$25,000 to \$225,000.
  - ✓ Audit.
  - ✓ General counsel.
  - ✓ Other accounting and legal.

38. IT, Consulting & Maintenance

- Increase 312% or \$37,858 to \$50,000.
  - ✓ Research & development: \$10,000.
  - ✓ IT certificates: \$5,500.

39. Actuarial Fees

- Decrease 1% or (\$2,026) to \$180,000.
  - ✓ Taylor-Walker – actuarial analysis.
  - ✓ Aon – actuarial analysis.

40. Software Licensing

- Increase 14% or \$9,350 to \$78,000.
- Mod Master / Zywave.
- Software Renewals / Subscriptions.
- Jamf Pro Device Management.
- Backblaze offsite servers.
- VWMWare, VEEAM, Virtualization Subscription.

41. Misc. Bank Fees & Other

- Increase 75% or \$21,474 to \$50,000.

42. Tax Payroll Taxes

- Increase 22% or \$29,912 to \$163,344.

**MINUTES OF THE DECEMBER 11<sup>th</sup>, 2020 at 11:30AM**  
**Electronic Zoom Meeting**  
**ADMINISTRATIVE BOARD MEETING**  
**OF THE UTAH LOCAL GOVERNMENTS TRUST**

**Board Members Present:**

- |                         |                                |                             |
|-------------------------|--------------------------------|-----------------------------|
| 1. Todd S. Beutler      | 5. Mayor Stephanie L. Miller   | 8. Bradley M. Powell        |
| 2. Craig W. Buttars     | 6. Commissioner Shawn B. Milne | 9. Pamela A. Roberts        |
| 3. Mayor Robert M. Hale | 7. Mayor Kenneth F. Neilson    | 10. Christopher F. Robinson |
| 4. Gary L. Hatch        |                                |                             |

**Staff Present:**

Steven A. Hansen

**General Counsel:**

A. Craig Hale, Attorney at Law, Hale & Wood, LLP

1. ORDER

Board Chair, Gary Hatch called the meeting to order at 11:30am on Friday, December 11, 2020, online via Zoom.

2. MINUTES APPROVAL

Motion to approve the Minutes of the meeting of the Administrative Board of the Utah Local Governments Trust held October 23, 2020, was made by Mayor Kenneth Neilson and seconded by Bradley Powell. Motion passed unanimously.

3. CLOSED SESSION TO DISCUSS PENDING OR THREATENED LITIGATION

No closed session

4. RECOMMENDATION TO APPOINT SHAWN MILNE TO TRUST BOARD

Motion to appoint Commissioner Shawn Milne to the Trust Board effective immediately and until the annual board meeting was made by Chris Robinson and seconded by Craig Buttars. Commissioner Shawn Milne abstained from the vote. Motion passed unanimously.

5. PERFORMANCE METRICS

Steve Hansen reviewed details of each performance metric:

- a. Exhibit 1: Financial Snapshot
- b. Exhibit 2: Member Composition
- c. Exhibit 3: Market Penetration
- d. Exhibit 4: Membership Growth

- e. Exhibit 5: Claims Frequency Trend
- f. Exhibit 6: Claims Frequency
- g. Exhibit 7: Claims Severity
- h. Exhibit 8: Loss Prevention
- i. Exhibit 9: Balance Sheet
- j. Exhibit 10: Income Statement
- k. Claims Performance Overview

Motion to approve performance metrics and financial statements made by Bradley Powell and seconded by Mayor Kenneth Neilson. Motion passed unanimously.

6. PROFITABILITY

Steve Hansen reviewed the profitability analysis prepared by Taylor Walker Consulting Actuaries. A review of the performance by year, by line of coverage. Profitability of various lines combined with various lines to show benefit to members of pooled programs.

7. APPROVAL OF INVESTMENTS – APPENDIX FOR DETAIL

Steve Hansen reviewed the investment portfolio. Motion to approve investments was made by Bradley Powell and seconded by Mayor Kenneth Neilson. Motion passed unanimously.

8. APPROVAL OF DISBURSEMENTS – APPENDIX FOR DETAIL

Steve Hansen reviewed disbursement summary. Motion to approve the Trust Disbursements was made by Chris Robinson and seconded by Pamela Roberts. Motion passed unanimously.

9. OPPORTUNITY FOR PUBLIC TO COMMENT ON TENTATIVE BUDGET

No members of the public are present at the meeting.

10. APPROVAL OF 2021 BUDGET

Motion to approve the 2021 Budget was made by Pamela Roberts and seconded by Bradley Powell. Motion passed unanimously.

11. RATIFICATION OF APPROVAL OF REINSURANCE

Motion to ratify the approval of reinsurance and claims services was made by Pamela Roberts and seconded by Bradley Powell. Motion passed unanimously.

12. STATE OF THE MARKET

Steve Hansen reviewed the state of the market report provided by Alliant.

13. APPOINTMENT OF AUDITOR

Motion to approve the appointment of Squire & Company, PC to provide auditing services for The Trust for the years ending December 31, 2020 through 2024 was



made by Chris Robinson and seconded by Commissioner Shawn Milne. Motion passed unanimously.

14. ETHICS POLICY

Ethics policy previously adopted by board. Policy to be presented at next board meeting for ratification.

15. CONFLICT OF INTEREST POLICY

Steve Hansen indicated Trust will follow up to collect outstanding signed Conflict of Interest Policies.

16. OTHER BUSINESS

Steve Hansen indicated Trust will follow up to collect outstanding, required State Auditor Training verification, as well as signed Board Compensation Resolutions.

17. EXECUTIVE GOALS

Gary Hatch reviewed the recommendations of the Executive Committee as it pertains to the performance of Steve Hansen for 2020. Motion to accept the recommendations of the Executive Committee of a 2% cost of living increase and a one-time 5% performance incentive was made by Mayor Kenneth Neilson and seconded by Pamela Roberts. Motion passed unanimously.

18. MOTION TO ADJOURN

Motion to adjourn the December 11<sup>th</sup>, 2020 Administrative Board Meeting of the Utah Local Government's Trust at 12:51pm was made by Pamela Roberts and seconded by Mayor Robert Hale.

2021 TENTATIVE DATES AND TIMES

- Friday, March 26, 2021 – Board Meeting, 11:30am
- Thursday, May 13, 2021 – Annual Meeting, 9:00am
- Thursday, May 13, 2021 – Board Meeting, 1:30pm
- Friday, August 20, 2021 – Board Meeting, 11:30am
- Friday, October 22, 2021 – Board Meeting, 11:30am
- Friday, December 10, 2021 – Board Meeting 2:00pm, Dinner 5:00pm

Sincerely,



Steven A. Hansen, CEO



November 13, 2020

Steven Hansen  
Utah Local Governments Trust  
North Salt Lake, Utah

Dear Steven,

We are pleased that Utah Local Governments Trust (the Trust) is considering Squire & Company, PC to provide auditing services for the years ending December 31, 2020 through 2024.

We can provide quality audit services for the Trust, in the time frame required, as follows:

<u>Year Ending December 31,</u>	<u>Trust Audit and Related Services Fee</u>
2020	\$ 24,800
2021	25,500
2022	26,300
2023	27,100
2024	27,900

We have anticipated providing services for the Trust for five years. We will maintain our fee with an annual cost-of-living increase estimated at 3 percent each year. Our proposal anticipates moderate growth and no substantial changes in the Trust and audit and accounting and reporting standards. Our fees include travel and other audit related costs.

Respectfully,

A handwritten signature in black ink that reads "Squire &amp; Company, PC". The signature is written in a cursive, flowing style.

Squire & Company, PC

## FINANCIAL SNAPSHOT - YTD November 2022

1. 566 Members
2. 32 New Lines
3. Assets \$145,141,042
4. Liabilities \$55,820,087
5. Net Assets \$89,320,955
6. Premium \$21,910,167
7. Budgeted Net Income \$174,442
8. Net Income/(Loss) (\$337,283) (see a through f for variance details)
  - a. Total Revenues up 11% or \$2,592,548
  - b. Indemnity Claims Expense up 22% or \$2,590,309
  - c. Loss Adjustment Expense up 6% or \$302,898
  - d. Premium Tax down 14% or \$21,983
  - e. Fair Market Value down \$1,598,417
  - f. General and Administrative Expenses down 22% or \$1,379,323

**UTAH LOCAL GOVERNMENTS TRUST**  
**PORTFOLIO PERFORMANCE**  
**11/30/22**

<b>Trust Portfolio Yield on Cost</b>	<b>2.64%</b>
--------------------------------------	--------------

**Benchmark Rates**

Fundy Type	ULGT Yield as a % Over Benchmark Yield	
3-mo LIBOR	4.730%	-44.21%
3-mo T-bill	4.300%	-38.63%
6-mo T-bill	4.720%	-44.09%
2-yr Treasury	4.381%	-39.76%
5-yr Treasury	3.767%	-29.94%
10-yr Treasury	3.555%	-25.76%
30-yr Treasury	3.567%	-26.01%
Public Treasurers	3.323%	-20.57%

**Pricing Service Summary**

Portfolio Cost Basis	130,073,507
Portfolio Market Value	129,410,433

**Market Value of Asset Allocation**

Government Obligations	85,656,329	66.19%
PTIF	37,121,595	28.69%
Security Deposit - Utah Labor Commission	5,975,407	4.62%
Cash	657,102	0.51%
<b>Total</b>	<b>129,410,433</b>	<b>100.00%</b>

<b>Estimated Annual Income</b>	<b>3,432,755</b>
--------------------------------	------------------

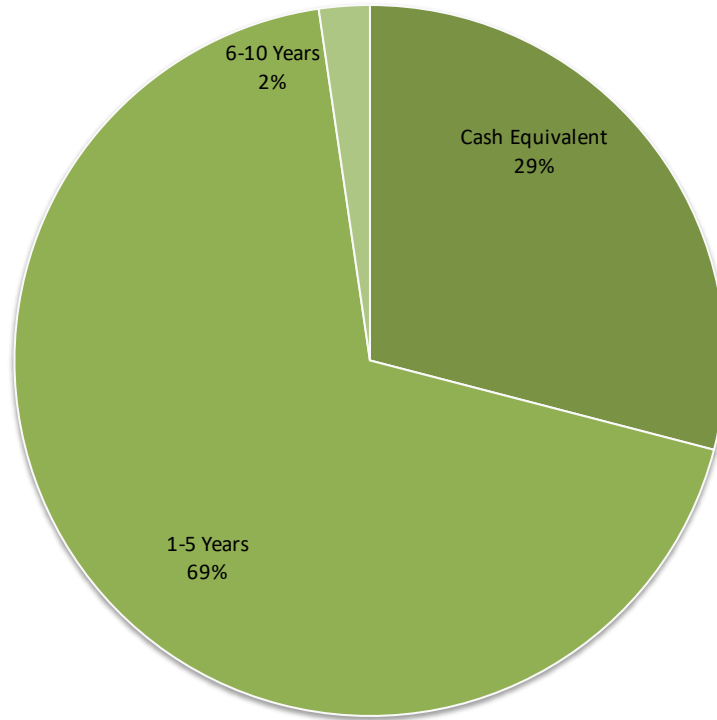
**UTAH LOCAL GOVERNMENTS TRUST**  
**SUMMARY OF INVESTMENT HOLDINGS**  
**11/30/22**

Par Value	Cusip	Issuer	Held at	Rate	Maturity	Cost Basis	Portfolio Percentage
5,000,000	06051GJU4	Bank of America Corp	Wells Fargo	1.68	4/22/2025	4,918,463	4%
5,000,000	17330PSX8	Citigroup Global Mkts Hldgs	Wells Fargo	3.75	7/20/2023	5,000,012	4%
5,000,000	48133DK33	JPMorgan Chase Finl Co LLC	Wells Fargo	3.35	8/23/2023	4,987,370	4%
5,000,000	38150ANT8	Goldman Sachs Group Inc	Wells Fargo	4.00	8/29/2023	5,000,049	4%
915,000	075019EQ8	UT SCH DIST	Wells Fargo	5.50	2/1/2027	915,004	1%
3,000,000	795594AA8	SLC UT Mun Bldg	Wells Fargo	5.45	3/15/2028	3,000,002	2%
5,000,000	3130ASMN6	Federal Home Loan Banks	Wells Fargo	3.13	7/28/2023	5,000,001	4%
4,000,000	3130ASBF5	Federal Home Loan Banks	Wells Fargo	2.65	3/23/2024	4,000,018	3%
5,000,000	36143L2E4	GA Global Funding Trust	Wells Fargo	1.96	9/13/2024	4,885,822	4%
5,000,000	61747YEP6	Morgan Stanley	Wells Fargo	2.70	4/17/2025	4,960,617	4%
5,000,000	06368GX93	Bank of Montreal	Wells Fargo	3.80	10/18/2023	5,000,014	4%
5,000,000	22553QCS4	Credit Suisse AG	Wells Fargo	3.95	10/18/2023	5,000,041	4%
3,800,000	3130ASVM8	Federal Home Loan Banks	Wells Fargo	3.00	2/28/2023	3,800,003	3%
5,000,000	89114X3N1	Toronto-Dominion Bank	Wells Fargo	4.05	11/15/2023	5,000,025	4%
5,000,000	78014RGN4	Royal Bank of Canada	Wells Fargo	3.90	11/30/2023	5,000,028	4%
5,000,000	06748XSU6	Barclays Bank PLC	Wells Fargo	4.50	9/15/2025	5,000,037	4%
5,000,000	83369NUW8	Societe Generale	Wells Fargo	4.50	9/30/2025	5,000,000	4%
5,000,000	89788MAF9	Truist Financial Corp	Wells Fargo	4.22	6/9/2025	4,907,196	4%
5,000,000	22533AHJ9	Credit Agricole CIB SA	Wells Fargo	5.00	12/7/2023	5,000,037	4%
6,000,000	912796F38	US Treasury	State of Utah	0.68	3/24/2023	5,920,072	5%
92,715,000	Bond Portfolio (Par Value)		Bond Portfolio Cost:		92,294,810	71%	
37,778,697	PTIF & Cash Equivalentents		PTIF & Cash Equivalentents:		37,778,697	29%	
<b>130,493,697</b>	<b>Total (Par Value)</b>		<b>Total (Cost):</b>		<b>130,073,507</b>	<b>100%</b>	

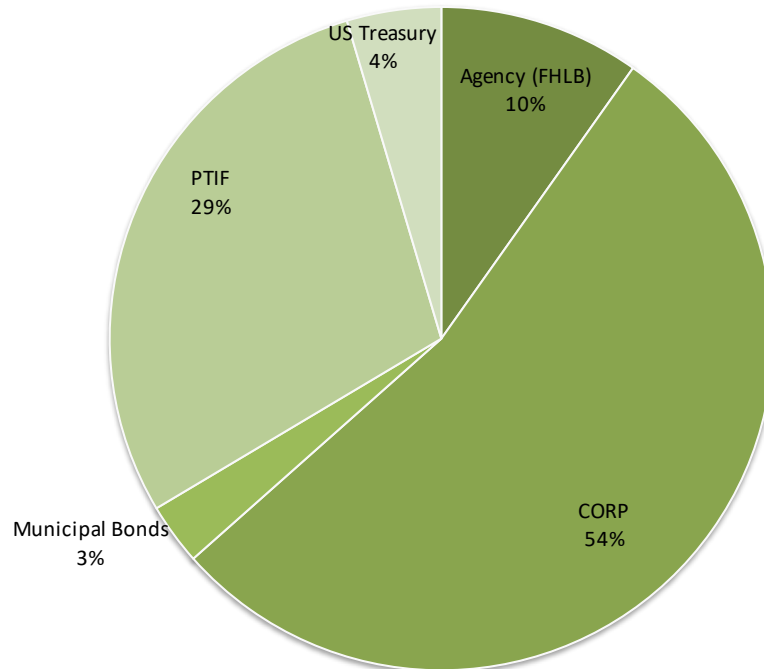
**Accounting Notes:**

Portfolio held by Wells Fargo Bank:	86,374,738	66%
PTIF:	37,121,595	29%
Portfolio held by State of Utah:	5,920,072	5%
Cash held in JP Morgan Chase Bank:	657,102	1%
<b>Total:</b>	<b>130,073,507</b>	<b>100%</b>

**Trust Portfolio  
Concentration by Years to Maturity**  
(Cost Basis)



**Trust Portfolio  
Concentration by Issuer**  
(Par Value)



## DISBURSEMENT SUMMARY: October 2022 - November 2022

<b>a. Administration</b>				<b>\$2,032,235</b>
Number of disbursements			209	
1	Alliant	10/12/22	1,153,387	
2	Constitution State Services	10/12/22	121,330	
3	Constitution State Services	11/09/22	109,749	
4	UNUM Life Insurance Company	10/25/22	73,678	
5	UNUM Life Insurance Company	11/21/22	73,167	

<b>b. CSS General/Auto Liability</b>				<b>\$2,398,296</b>
Number of disbursements			242	
1	Apencer, Joseph	11/28/22	545,000	
2	Atkin, Fredrick J	10/31/22	400,002	
3	Vu-Mims, Thy H	10/13/22	383,000	
4	Bury, Haley	11/04/22	205,000	
5	Vu-Mims, Thy H	10/13/22	120,000	

<b>c. CSS Property/Auto</b>				<b>\$355,678</b>
Number of disbursements			94	
1	Lehi City	11/07/22	90,989	
2	Roy City	11/04/22	45,880	
3	Tooele County	11/29/22	42,882	
4	Olsen, Jason	11/07/22	34,462	
5	Hurricane City	10/28/22	27,480	

<b>d. CSS Workers Compensation</b>				<b>\$801,303</b>
Number of disbursements			2,581	
1	Newman, Kathryn	10/12/22	42,513	
2	Walton, Blake	11/30/22	38,597	
3	Kearl, Coby	10/05/22	13,906	
4	Wood, Thomas	10/25/22	13,794	
5	Palmer, Jacob	10/05/22	11,686	

## DISBURSEMENT SUMMARY: October 2022 - November 2022

<b>e. Escrow</b>				<b>\$19,581</b>
Number of disbursements			2	
1	C.N.A. Surety	10/31/22	10,217	
2	C.N.A. Surety	11/10/22	9,364	
3	None			
4	None			
5	None			

<b>f. Investment Disbursements</b>				<b>\$9,902,500</b>
Number of disbursements			2	
1	Bond Purchase	11/30/22	5,000,000	
2	Bond Purchase	10/14/22	4,902,500	
3	None			
4	None			
5	None			

<b>g. Payroll 1</b>				<b>\$1,700</b>
Number of disbursements			4	
1	FCF Benefits	10/03/22	425	
2	FCF Benefits	10/17/22	425	
3	FCF Benefits	11/02/22	425	
4	FCF Benefits	11/14/22	425	
5	None			

<b>h. Payroll 2</b>				<b>\$330,810</b>
Number of disbursements			62	
1	Payroll	10/01/22	44,524	
2	Payroll	11/01/22	44,334	
3	Payroll	11/11/22	44,310	
4	Payroll	10/14/22	44,279	
5	401K Pension	11/01/22	11,421	



**DISBURSEMENT SUMMARY: October 2022 - November 2022**

<b>i. PTIF</b>				<b>\$11,250,000</b>
Number of disbursements			2	
1	Wire to PTIF Trust Savings	10/31/22	6,250,000	
2	Wire to PTIF Trust Savings	11/30/22	5,000,000	
3	None			
4	None			
5	None			

<b>j. Vision</b>				<b>\$6,464</b>
Number of disbursements			55	
1	Gary L Hatch	10/28/22	308	
2	Lyndon L Tan	11/28/22	254	
3	Lyndon L Tan	10/07/22	238	
4	Jody Pettet	11/10/22	169	
5	Nathan L Larsen	10/28/22	169	
			<b>TOTAL</b>	<b>\$27,098,566</b>

UTAH LOCAL GOVERNMENTS TRUST  
BALANCE SHEET  
NOVEMBER 30, 2022

ASSETS	PRIOR YTD	CURRENT YTD	PRIOR YR END	DIFFERENCE	PCNT
<u>CURRENT ASSETS:</u>					
CASH IN BANKS	1,037,842.32	659,555.17	229,504.35	430,050.82	187.38
PUBLIC TREASURERS' INVEST. FUND	81,314,389.77	43,097,001.22	82,489,629.44	( 39,392,628.22)	( 47.75)
PREMIUMS RECEIVABLE	1,824,099.21	508,474.35	819,625.84	( 311,151.49)	( 37.96)
ACCRUED INTEREST RECEIVABLE	141,613.61	594,690.41	124,186.98	470,503.43	378.87
ADMINISTRATIVE FEES RECEIVABLE	46,920.21	14,688.21	118,484.90	( 103,796.69)	( 87.60)
DUE FROM REINSURERS AND OTHERS	1,446,483.61	4,611,411.50	1,577,698.26	3,033,713.24	192.29
PREPAID EXPENSES	3,215,956.41	4,016,040.19	2,525,266.41	1,490,773.78	59.03
<b>TOTAL CURRENT ASSETS</b>	<b>89,027,305.14</b>	<b>53,501,861.05</b>	<b>87,884,396.18</b>	<b>( 34,382,535.13)</b>	<b>( 39.12)</b>
<u>INVESTMENTS:</u>					
BONDS	42,566,796.38	85,656,329.46	42,506,568.46	43,149,761.00	101.51
DEPOSIT WITH CSS	89,017.00	89,017.00	89,017.00	.00	.00
EQUITY IN NLC MUTUAL	525,295.00	525,295.00	525,295.00	.00	.00
<b>TOTAL INVESTMENTS</b>	<b>43,181,108.38</b>	<b>86,270,641.46</b>	<b>43,120,880.46</b>	<b>43,149,761.00</b>	<b>100.07</b>
<u>CAPITAL ASSETS:</u>					
BUILDING AND LAND	2,073,222.72	2,021,631.72	2,068,923.47	( 47,291.75)	( 2.29)
OTHER FIXED ASSETS	3,547,169.30	2,913,934.36	3,545,707.54	( 631,773.18)	( 17.82)
<b>TOTAL CAPITAL ASSETS</b>	<b>5,620,392.02</b>	<b>4,935,566.08</b>	<b>5,614,631.01</b>	<b>( 679,064.93)</b>	<b>( 12.09)</b>
<u>OTHER ASSETS:</u>					
DEFERRED OUTFLOWS OF RESOURCES RELATE	418,635.00	432,973.00	432,973.00	.00	.00
<b>TOTAL OTHER ASSETS</b>	<b>418,635.00</b>	<b>432,973.00</b>	<b>432,973.00</b>	<b>.00</b>	<b>.00</b>
<b>TOTAL ASSETS</b>	<b>138,247,440.54</b>	<b>145,141,041.59</b>	<b>137,052,880.65</b>	<b>8,088,160.94</b>	<b>5.90</b>

UTAH LOCAL GOVERNMENTS TRUST  
BALANCE SHEET  
NOVEMBER 30, 2022

LIABILITIES AND NET ASSETS	PRIOR YTD	CURRENT YTD	PRIOR YR END	DIFFERENCE	PCNT
<u>CURRENT LIABILITIES</u>					
CLAIMS/LOSSES RESERVES	29,502,035.77	30,391,936.28	28,596,752.00	1,795,184.28	6.28
LAE RESERVES	8,790,884.09	9,481,672.90	8,625,595.00	856,077.90	9.92
ACCOUNTS PAYABLE	109,553.75	51,007.85	164,630.78	( 113,622.93)	( 69.02)
TAXES PAYABLE	36,449.32	18,427.21	34,291.06	( 15,863.85)	( 46.26)
UNEARNED PREMIUMS	9,704,233.12	14,239,853.57	8,058,343.86	6,181,509.71	76.71
ACCRUED EXPENSES	250,000.00	250,000.00	527,840.72	( 277,840.72)	( 52.64)
<b>TOTAL CURRENT LIABILITIES</b>	<b>48,393,156.05</b>	<b>54,432,897.81</b>	<b>46,007,453.42</b>	<b>8,425,444.39</b>	<b>18.31</b>
<u>LONG-TERM LIABILITIES:</u>					
VACATION AND SICK PAYABLE	364,920.13	342,564.39	342,564.39	.00	.00
NET PENSION LIABILITY	528,080.00	75,748.00	75,748.00	.00	.00
DEFERRED INFLOWS OF RESOURCES RELATED T	291,275.00	551,114.00	551,114.00	.00	.00
TOTAL OPEB OBLIGATION	454,176.00	417,763.00	417,763.00	.00	.00
<b>TOTAL LONG-TERM LIABILITIES</b>	<b>1,638,451.13</b>	<b>1,387,189.39</b>	<b>1,387,189.39</b>	<b>.00</b>	<b>.00</b>
<b>TOTAL LIABILITIES</b>	<b>50,031,607.18</b>	<b>55,820,087.20</b>	<b>47,394,642.81</b>	<b>8,425,444.39</b>	<b>17.78</b>
<u>NET ASSETS</u>					
UNRESTRICTED SURPLUS	83,390,185.89	89,658,237.84	83,390,185.89	6,268,051.95	7.52
CHANGE IN NET ASSETS	4,825,647.47	( 337,283.45)	6,268,051.95	( 6,605,335.40)	( 105.38)
<b>TOTAL NET ASSETS</b>	<b>88,215,833.36</b>	<b>89,320,954.39</b>	<b>89,658,237.84</b>	<b>( 337,283.45)</b>	<b>( .38)</b>
<b>TOTAL LIABILITIES AND NET ASSETS</b>	<b>138,247,440.54</b>	<b>145,141,041.59</b>	<b>137,052,880.65</b>	<b>8,088,160.94</b>	<b>5.90</b>

UTAH LOCAL GOVERNMENTS TRUST  
INCOME STATEMENT  
FOR THE 11 MONTHS ENDING NOVEMBER 30, 2022

	PRIOR YTD	CURRENT YTD	BUDGET	VAR. TO BUDGET	PCNT
<b>REVENUE</b>					
<b>PREMIUMS:</b>					
LIABILITY PREMIUMS	9,961,688.31	11,053,068.58	11,922,635.00	869,566.42	92.71
WORKERS COMPENSATION PREMIUMS	8,641,550.26	8,584,416.51	8,091,852.00	( 492,564.51)	106.09
ACC DENTAL/VISION PREMIUMS	110,460.85	112,922.23	118,193.00	5,270.77	95.54
AUTO / PROPERTY PREMIUMS	9,115,245.54	9,891,409.28	10,313,886.00	422,476.72	95.90
REINSURANCE PREMIUMS	( 6,597,225.96)	( 8,590,722.42)	( 9,533,735.00)	( 943,012.58)	( 90.11)
<b>TOTAL PREMIUMS</b>	<b>21,231,719.00</b>	<b>21,051,094.18</b>	<b>20,912,831.00</b>	<b>( 138,263.18)</b>	<b>100.66</b>
<b>OTHER REVENUE:</b>					
ADMINISTRATIVE FEES	1,033,869.88	867,589.08	1,259,802.00	392,212.92	68.87
INVESTMENT REVENUE	1,101,981.10	2,181,186.63	1,204,891.00	( 976,295.63)	181.03
CHANGE IN FAIR VALUE OF BONDS	( 371,462.09)	( 1,598,417.20)	.00	1,598,417.20	.00
<b>TOTAL OTHER REVENUE</b>	<b>1,764,388.89</b>	<b>1,450,358.51</b>	<b>2,464,693.00</b>	<b>1,014,334.49</b>	<b>58.85</b>
<b>TOTAL REVENUE</b>	<b>22,996,107.89</b>	<b>22,501,452.69</b>	<b>23,377,524.00</b>	<b>876,071.31</b>	<b>96.25</b>
<b>EXPENSES</b>					
<b>CLAIMS EXPENSE:</b>					
LIABILITY CLAIMS	2,331,032.24	9,051,935.84	5,109,652.00	( 3,942,283.84)	177.15
WORKERS COMPENSATION CLAIMS	4,950,131.51	5,846,062.19	4,559,618.00	( 1,286,444.19)	128.21
PROP / AUTO CLAIMS	4,229,886.27	4,343,482.86	2,254,946.00	( 2,088,536.86)	192.62
REINSURANCE RECOVERIES	( 531,672.35)	( 4,791,403.99)	.00	4,791,403.99	.00
DEDUCTIBLES	( 507,504.46)	( 382,572.76)	.00	382,572.76	.00
SUBROGATION	( 428,276.33)	( 503,330.75)	.00	503,330.75	.00
ACC DENTAL/VISION CLAIMS	32,286.47	31,656.85	38,307.00	6,650.15	82.64
<b>TOTAL CLAIMS EXPENSE</b>	<b>10,075,883.35</b>	<b>13,595,830.24</b>	<b>11,962,523.00</b>	<b>( 1,633,307.24)</b>	<b>113.65</b>
<b>LOSS ADJUSTMENT EXPENSE:</b>					
LIABILTIY, W/C, PROP & AUTO RESERVES	85,341.09	856,077.90	151,082.00	( 704,995.90)	566.63
LIABILTIY, W/C, PROP & AUTO LEGAL PAID	2,269,671.55	2,713,954.14	3,248,316.00	534,361.86	83.55
LIABILITY LOSS ADJUST EXPENSE	500,127.00	639,351.00	851,521.00	212,170.00	75.08
W/C LOSS ADJUST EXPENSE	409,053.00	453,421.00	512,680.00	59,259.00	88.44
PROP / AUTO LOSS ADJUST EXPENSE	172,671.00	155,783.00	144,759.00	( 11,024.00)	107.62
<b>TOTAL LOSS ADJUST EXPENSE</b>	<b>3,436,863.64</b>	<b>4,818,587.04</b>	<b>4,908,358.00</b>	<b>89,770.96</b>	<b>98.17</b>
<b>W/C PREMIUM TAX</b>	<b>202,787.85</b>	<b>126,599.59</b>	<b>161,503.00</b>	<b>34,903.41</b>	<b>78.39</b>
<b>TOTAL CLAIMS, LAE, &amp; PREM TAXES EXPENSE</b>	<b>13,715,534.84</b>	<b>18,541,016.87</b>	<b>17,032,384.00</b>	<b>( 1,508,632.87)</b>	<b>108.86</b>

UTAH LOCAL GOVERNMENTS TRUST  
INCOME STATEMENT  
FOR THE 11 MONTHS ENDING NOVEMBER 30, 2022

	PRIOR YTD	CURRENT YTD	BUDGET	VAR. TO BUDGET	PCNT
GENERAL & ADMINISTRATIVE EXPENSES					
ASSOC, DUES, CONTRIBU, SPONSOR	90,230.41	97,956.07	125,000.00	27,043.93	78.36
EMPLOYEES WAGES EXPENSE	1,702,464.46	1,482,699.09	2,319,970.00	837,270.91	63.91
EMPLOYEES BENEFITS	803,115.93	678,766.38	1,109,544.00	430,777.62	61.18
BOARD COMPENSATION & EXP	34,249.27	56,272.49	90,000.00	33,727.51	62.52
TRAVEL	130,991.33	67,856.26	100,000.00	32,143.74	67.86
FLEET MAINTENANCE	7,764.21	3,072.85	20,000.00	16,927.15	15.36
PROMOTIONAL	28,435.89	33,367.25	75,000.00	41,632.75	44.49
BUILDING & DEPRECIATION	358,450.36	371,764.82	555,000.00	183,235.18	66.98
REPAIRS & MAINTENANCE	531.40	529.44	25,000.00	24,470.56	2.12
DEPRECIATION EXPENSE	201,335.71	165,855.56	270,000.00	104,144.44	61.43
LOSS PREVENTION & APPRAISALS	618,601.46	774,255.97	600,000.00	( 174,255.97)	129.04
OFFICE, PRINTING & SUPPLIES	31,686.56	64,793.10	100,000.00	35,206.90	64.79
BOOKS, PERIODICALS, SUBSCRIPT	3,222.23	3,105.63	10,000.00	6,894.37	31.06
POSTAGE	8,615.20	8,996.99	25,000.00	16,003.01	35.99
TELEPHONE	29,264.79	31,284.41	60,000.00	28,715.59	52.14
LEGAL & ACCOUNTING	128,780.88	88,134.30	225,000.00	136,865.70	39.17
CONSULTING & MAINTENANCE	12,854.93	6,622.77	50,000.00	43,377.23	13.25
ACTUARIAL FEES	48,487.58	141,912.00	100,000.00	( 41,912.00)	141.91
SOFTWARE LICENSING	42,118.02	66,552.15	75,000.00	8,447.85	88.74
MISC, BANK FEES & OTHER	38,093.79	37,465.22	50,000.00	12,534.78	74.93
PAYROLL TAXES	135,631.17	116,456.52	186,184.00	69,727.48	62.55
TOTAL GENERAL & ADMINISTRATIVE EXPENSES	4,454,925.58	4,297,719.27	6,170,698.00	1,872,978.73	69.65
TOTAL EXPENSES	18,170,460.42	22,838,736.14	23,203,082.00	364,345.86	98.43
NET INCOME (LOSS)	4,825,647.47	( 337,283.45)	174,442.00	511,725.45	( 193.35)

Fed Funds   FOMC »		
FDFD	3.8200	3.8500
OBFR01	3.82	
Commercial Paper		
30D	4.110	
90D	4.530	

Fed O/N Repo		
SOFR	3.81	
TGCR	3.78	
BGCR	3.78	
AFX O/N Rate		
AMERIBOR	4.01	

US T-Bill					
4W	3.74	+0.01	3.72	3.68	
2M	4.06	-0.04	4.01	3.98	
3M	4.30	-0.02	4.24	4.20	
6M	4.72	-0.01	4.57	4.55	
1Y	4.71	-0.01	4.53	4.49	

USD Deposit Rates			
O/N	3.8000	3.9000	
1W	3.7700	4.0000	
2W	4.0300	4.1300	
1M	4.3200	4.6200	

Rev Repo (Bid/Ask)			
O/N	3.86	3.82	
1W	3.85	3.81	
2W	3.89	3.85	
1M	4.20	4.16	

Dow Jones		
DJIA	33710.72	-236.38

S&P 500 E-Mini Future			
SPX Fut	3955.25	-48.00	

NASDAQ Composite Index		
CCMP	11082.53	-157.41

CRB Commodity Index		
CRB	270.35	-6.33

US Bonds   FIT »					
T 4 1/2	11/30/24	4.381	100-06 7/8	100-07 1/8	+ 00 3/8
T 4 1/2	11/15/25	4.117	101-01 1/4	101-01+	+ 00
T 3 7/8	11/30/27	3.767	100-15 1/4	100-15+	+ 01+
T 3 7/8	11/30/29	3.683	101-04+	101-05+	+ 02+
T 4 1/8	11/15/32	3.555	104-22+	104-23+	+ 05
T 4	11/15/42	3.800	102-23	102-25	+ 02
T 4	11/15/52	3.567	107-27+	107-29+	+ 10+

90D EUR\$ FUT	
DEC	95.1775
MAR	94.8450
JUN	94.7950
SEP	94.9250
DEC	95.2500
MAR	95.6850

SOFR FUT	
SFR1	96.525
SFR2	95.460
SFR3	95.060
SFR4	95.035
SFR5	95.190
SFR6	95.510

LIBOR	
1M	4.18
3M	4.73
6M	5.15
12M	5.43

BSBY Fix	
O/N	3.87
1M	4.03
3M	4.60
6M	5.09
1Y	5.49

Spot FX   FXC »	
JPY	136.5000
EUR	1.0519
GBP	1.2241
CAD	1.3634

Key Rates		
Prime	7.00	
BLR	5.75	
FDTR	4.00	
Discount	4.00	

SOFR OIS Swaps		
3Y	3.9481	
5Y	3.5125	
10Y	3.2374	
30Y	2.8963	

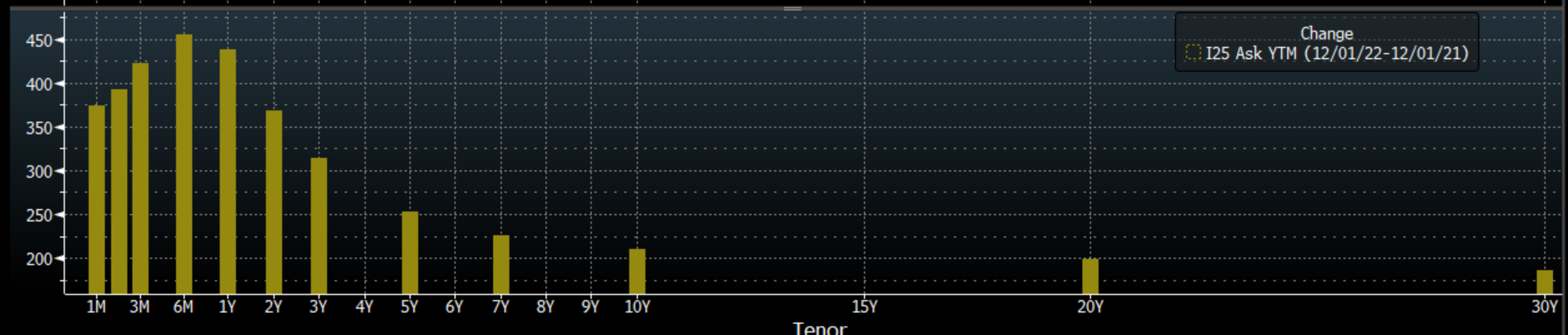
10Y Note Future		
CBT	114-02+	+ 07

Commodities		
NYM WTI	75.05	-1.88
GOLD	1774.87	+6.19

Funds Future	
DEC	95.880

Fed Repo	
G/C ON	3.85

30Y MBS   BBTM »			
FNCL 5	99-15+	99-17	- 02
G2SF 5	99-20	99-25	- 03+
Current Coupon			5.124





**D | A | DAVIDSON**  
FIXED INCOME CAPITAL MARKETS

7730 Union Park Avenue, Suite 220  
Midvale, Utah, 84047  
(801) 304-8290  
Fax (801) 304-8294  
[www.davidsoncompanies.com/ficm](http://www.davidsoncompanies.com/ficm)  
D.A. Davidson & Co. member SIPC

<b>OPTION 1 - OUTSOURCED</b> Trust Portfolio Managed by Outside Money Manager		
--	--	--

<u>Assets Under Management*</u>	<u>Fees</u>	<u>Annual Fees in Dollars**</u>
\$122,777,924	0.2000%	\$245,555

<b>OPTION 2 - INTERNALLY MANAGED BY ULGT</b> Trust Portfolio Managed by Steven Hansen		
--	--	--

<u>Assets Under Management*</u>	<u>Fees</u>	<u>Annual Fees in Dollars***</u>
\$122,777,924	0.0000%	\$0

**ANNUAL SAVINGS\*\*\*\***

**\$245,555**

\*Market value of assets under management as of 12/01/22

\*\*Portfolio management, safekeeping, reporting systems and accounting

\*\*\*Safekeeping, reporting systems and accounting

\*\*\*\*ULGT uses option 2, realizing \$245,555 in annual savings



# Investment Portfolio - Management Fee Savings

	OUTSOURCED			INTERNALLY MANAGED			SAVINGS
	Assets Under Management	Fees	Annual Fees	Assets Under Management	Fees	Annual Fees	
2013	69,789,529	0.2000%	139,579	69,789,529	0.0225%	15,703	123,876
2014	74,626,374	0.2000%	149,253	74,626,374	0.0225%	16,791	132,462
2015	76,429,442	0.2000%	152,859	76,429,442	0.0225%	17,197	135,662
2016	78,796,610	0.2000%	157,593	78,796,610	0.0225%	17,729	139,864
2017	85,365,853	0.2000%	170,732	85,365,853	0.0225%	19,207	151,524
2018	93,865,289	0.2000%	187,731	93,865,289	0.0225%	21,120	166,611
2019	103,860,131	0.2000%	207,720	103,860,131	0.0225%	23,369	184,352
2020	115,872,560	0.2000%	231,745	115,872,560	0.0225%	26,071	205,674
2021	118,980,065	0.2000%	237,960	118,980,065	0.0225%	26,771	211,190
2022	122,777,924	0.2000%	245,556	122,777,924	0.0000%	-	245,556
<b>10 Year Totals</b>			<b>1,880,728</b>				<b>1,696,771</b>

WELLS  
FARGO

SECURITIES

# Utah Local Government Trust

---

*Analysis Date:* 12/5/2022  
*Portfolio as of:* 11/30/2022  
*Market Data as of:* 11/30/2022

Brandon Hodge  
(801) 336-8989  
brandon.m.hodge@wellsfargo.com

Confidential-For Discussion and General Information Purposes Only

Together we'll go far



# Table of Contents

---

<b>Portfolio Detail</b>	<b>Page</b>	<b>Product Detail</b>	<b>Page</b>
Portfolio Summary	3	Treasury, Agency, & SSA - Summary	14
Cash Flow Report	4	Money Market Sector - Summary	15
Historical Performance	6	Corporate - Summary	16
Duration Contribution	7	Municipal - Summary	17
Projected Call Report	8		
Credit Rating Monitor	9		
Positions by Sector	10		
Positions by Maturity	11		
Positions by Maturity - Scenario Analysis	12		

Together we'll go far



# Portfolio Summary

## Portfolio Snapshot

Number of Positions	19
Par (\$000)	86,715
Book Value (\$000)	86,374
Mkt Value w/o Accrd (\$000)	85,656
Unrlzd Gain / Loss (\$000)	(718)
Coupon	3.97

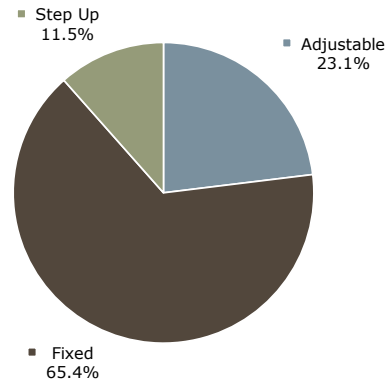
## Characteristics

Book Yield	4.33
Market Yield	5.45
Wgt Avg Maturity	1.6
Average Life	1.4
Effective Duration	0.8
Effective Convexity	0.0

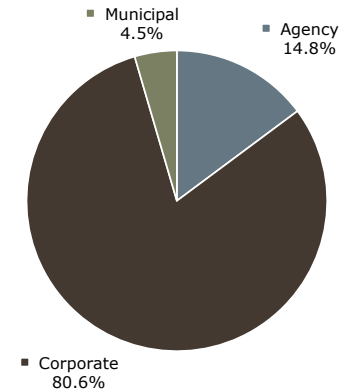
## 12M Projected Cash Flow (\$000)

Overnight Funds Principal	0
Overnight Funds Interest	0
Term Securities Principal	43,800
Term Securities Interest	3,433
Total Cash Flow	47,233

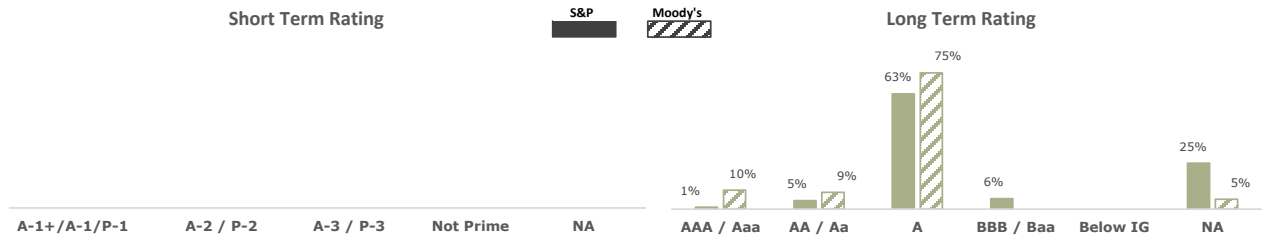
## Coupon Structure



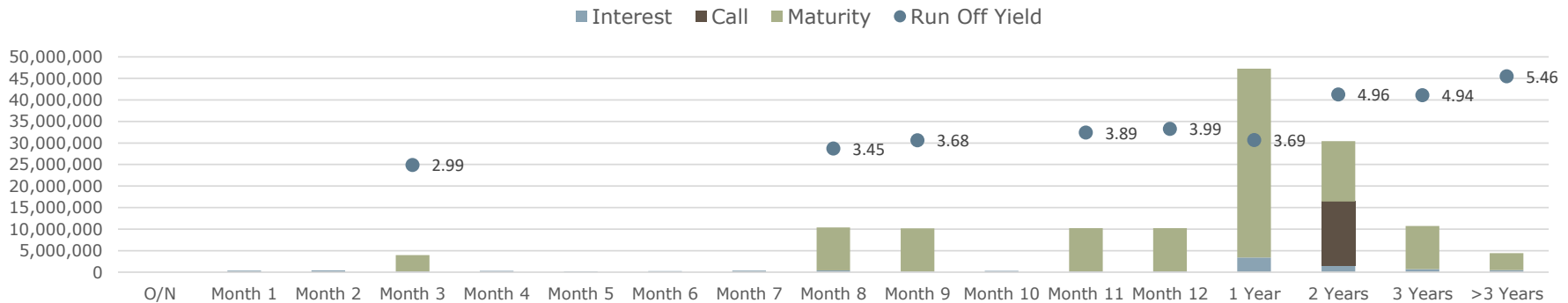
## Portfolio Allocation



## Credit Exposure



## Cash Flow Projections\*



\*Cash Flow Projections Chart - 1 Year Cash flow does not include O/N Cash Flow or Run Off Yield

# Cash Flow Projections

Time Period	Date	Interest (\$)	Call (\$)	Maturity (\$)	Run Off Yield (%)	Monthly Total (\$)	Cumulative Total (\$)
<b>O/N</b>			0			0	0
	Dec-22	350,668	0	0	0.00	350,668	350,668
	Jan-23	410,602	0	0	0.00	410,602	761,270
	Feb-23	197,163	0	3,800,000	2.99	3,997,163	4,758,432
	Mar-23	316,375	0	0	0.00	316,375	5,074,807
	Apr-23	230,938	0	0	0.00	230,938	5,305,745
	May-23	240,000	0	0	0.00	240,000	5,545,745
	Jun-23	364,992	0	0	0.00	364,992	5,910,736
	Jul-23	410,378	0	10,000,000	3.45	10,410,378	16,321,115
	Aug-23	166,204	0	10,000,000	3.68	10,166,204	26,487,319
	Sep-23	303,117	0	0	0.00	303,117	26,790,436
	Oct-23	217,944	0	10,000,000	3.89	10,217,944	37,008,380
<b>Year 1</b>	Nov-23	224,375	0	10,000,000	3.99	10,224,375	47,232,755
	Dec-23	292,669	0	5,000,000	5.00	5,292,669	52,525,425
	Jan-24	121,069	0	0	0.00	121,069	52,646,494
	Feb-24	25,163	0	0	0.00	25,163	52,671,657
	Mar-24	343,058	0	4,000,000	2.65	4,343,058	57,014,715
	Apr-24	115,181	10,000,000	0	5.38	10,115,181	67,129,895
	May-24	0	0	0	0.00	0	67,129,895
	Jun-24	235,992	5,000,000	0	5.09	5,235,992	72,365,887
	Jul-24	0	0	0	0.00	0	72,365,887
	Aug-24	25,163	0	0	0.00	25,163	72,391,050
	Sep-24	263,947	0	5,000,000	5.77	5,263,947	77,654,997
	Oct-24	0	0	0	0.00	0	77,654,997
<b>Year 2</b>	Nov-24	0	0	0	0.00	0	77,654,997
	Dec-24	127,125	0	0	0.00	127,125	77,782,122
	Jan-25	0	0	0	0.00	0	77,782,122
	Feb-25	25,163	0	0	0.00	25,163	77,807,284
	Mar-25	208,875	0	0	0.00	208,875	78,016,159
	Apr-25	0	0	0	0.00	0	78,016,159
	May-25	0	0	0	0.00	0	78,016,159
	Jun-25	127,125	0	0	0.00	127,125	78,143,284
	Jul-25	0	0	0	0.00	0	78,143,284
	Aug-25	25,163	0	0	0.00	25,163	78,168,447
	Sep-25	208,875	0	10,000,000	4.94	10,208,875	88,377,322
	Oct-25	0	0	0	0.00	0	88,377,322
<b>Year 3</b>	Nov-25	0	0	0	0.00	0	88,377,322

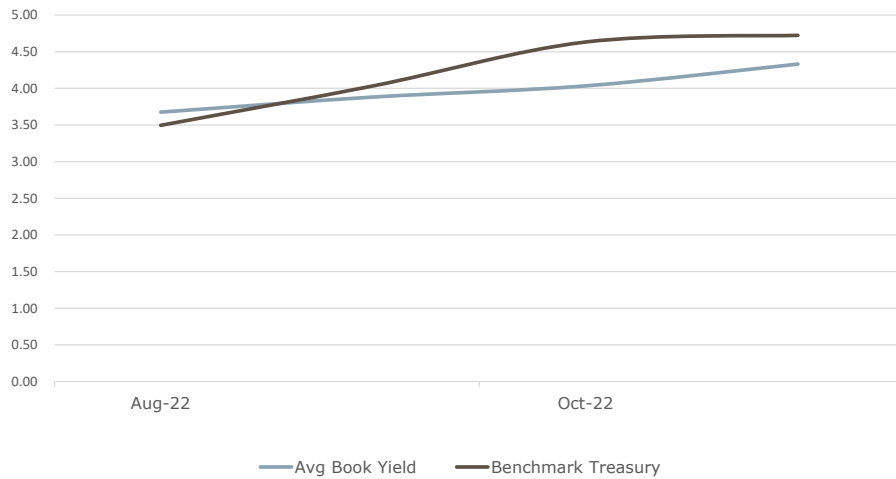
## Cash Flow Projections - Continued

Time Period	Date	Interest (\$)	Call (\$)	Maturity (\$)	Run Off Yield (%)	Monthly Total (\$)	Cumulative Total (\$)
	Dec-25	0	0	0	0.00	0	88,377,322
	Jan-26	0	0	0	0.00	0	88,377,322
	Feb-26	25,163	0	0	0.00	25,163	88,402,484
	Mar-26	81,750	0	0	0.00	81,750	88,484,234
	Apr-26	0	0	0	0.00	0	88,484,234
	May-26	0	0	0	0.00	0	88,484,234
	Jun-26	0	0	0	0.00	0	88,484,234
	Jul-26	0	0	0	0.00	0	88,484,234
	Aug-26	25,163	0	0	0.00	25,163	88,509,397
	Sep-26	81,750	0	0	0.00	81,750	88,591,147
	Oct-26	0	0	0	0.00	0	88,591,147
<b>Year 4</b>	Nov-26	0	0	0	0.00	0	88,591,147
	Dec-26	0	0	0	0.00	0	88,591,147
	Jan-27	0	0	0	0.00	0	88,591,147
	Feb-27	25,163	0	915,000	5.50	940,163	89,531,309
	Mar-27	81,750	0	0	0.00	81,750	89,613,059
	Apr-27	0	0	0	0.00	0	89,613,059
	May-27	0	0	0	0.00	0	89,613,059
	Jun-27	0	0	0	0.00	0	89,613,059
	Jul-27	0	0	0	0.00	0	89,613,059
	Aug-27	0	0	0	0.00	0	89,613,059
	Sep-27	81,750	0	0	0.00	81,750	89,694,809
	Oct-27	0	0	0	0.00	0	89,694,809
<b>Year 5</b>	Nov-27	0	0	0	0.00	0	89,694,809
	Dec-27	0	0	0	0.00	0	89,694,809
	Jan-28	0	0	0	0.00	0	89,694,809
	Feb-28	0	0	0	0.00	0	89,694,809
	Mar-28	81,750	0	3,000,000	5.45	3,081,750	92,776,559
	Apr-28	0	0	0	0.00	0	92,776,559
	May-28	0	0	0	0.00	0	92,776,559
	Jun-28	0	0	0	0.00	0	92,776,559
	Jul-28	0	0	0	0.00	0	92,776,559
	Aug-28	0	0	0	0.00	0	92,776,559
	Sep-28	0	0	0	0.00	0	92,776,559
	Oct-28	0	0	0	0.00	0	92,776,559
<b>Year 6</b>	Nov-28	0	0	0	0.00	0	92,776,559

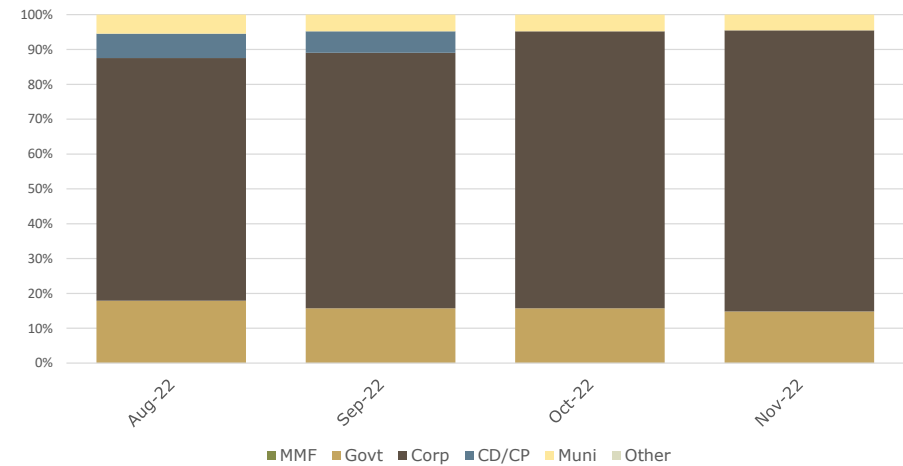
# Historical Performance

Date	# Line Items	Avg Coupon	Total Par (\$000)	G / L	Avg Bk Yield	Avg Mkt Yield	Bnchmrk Tsy Yield	Wgt Avg Maturity	Eff Dur	Ratings		Portfolio Allocation*					
										Moody's	S&P	MMF	Govt	Corp	CD/CP	Muni	Other
11/30/22	19	3.97	86,715	(718)	4.33	5.45	4.72	1.6	0.8	A1	A	0%	15%	81%	0%	5%	0%
10/31/22	18	3.85	81,715	(821)	4.03	5.20	4.63	1.7	0.9	A1	A	0%	16%	79%	0%	5%	0%
09/30/22	18	3.51	81,715	(456)	3.88	4.66	4.03	1.6	0.9	A1	A	0%	16%	73%	6%	5%	0%
08/31/22	16	3.25	71,715	35	3.68	3.93	3.50	1.4	0.9	A1	A	0%	18%	70%	7%	5%	0%

Book Yield vs. Treasury Benchmark

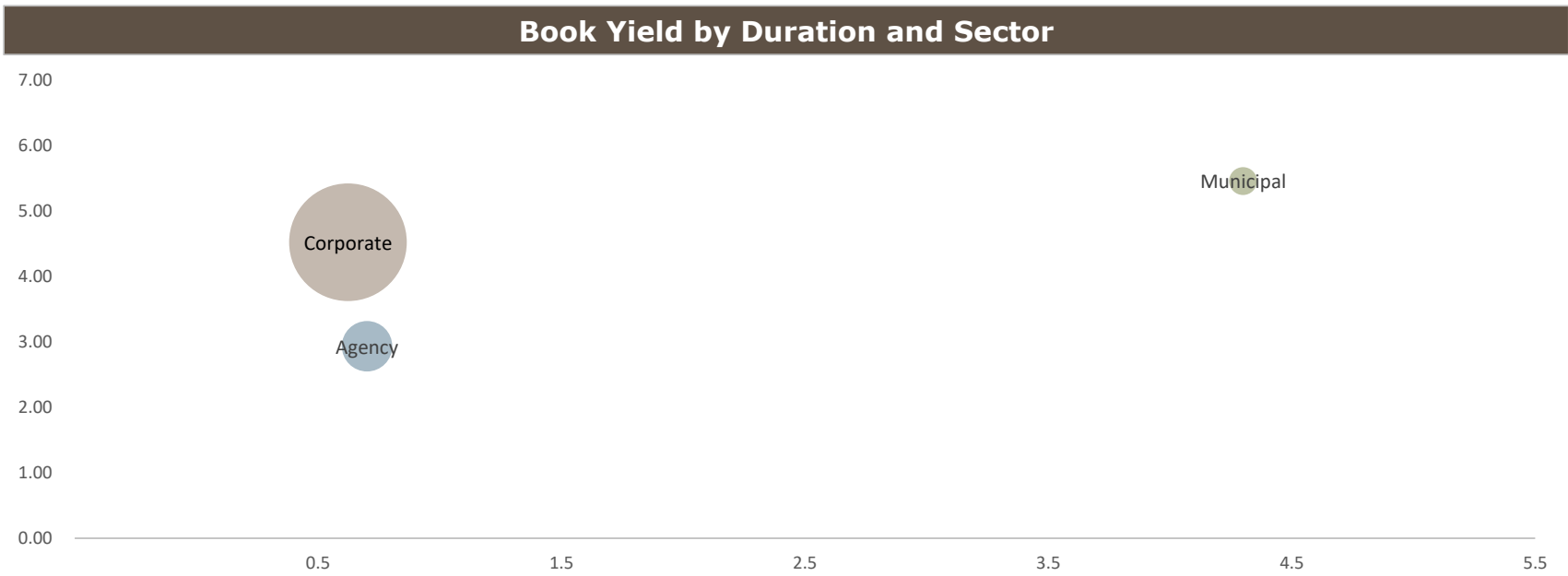


Portfolio Allocation\*



\* Portfolio Allocation is a new addition to portfolio analysis. Data will be added over time.

# Yield / Duration Contribution



Sector	Total (%)	Book Value (\$)	Market Value (\$)	G / L (\$)	Book Yield	Eff Dur
Agency	14.8%	12,800,000	12,605,986	(194,014)	2.93	0.7
Corporate	80.6%	69,659,403	69,001,400	(658,003)	4.52	0.6
Municipal	4.5%	3,915,000	4,048,607	133,607	5.46	4.3
<b>Total Portfolio</b>	<b>100.0%</b>	<b>86,374,403</b>	<b>85,655,993</b>	<b>(718,409)</b>	<b>4.33</b>	<b>0.8</b>



## Projected Call Report

ID	CUSIP	Sector	Issuer	Final Maturity	Call Structure	Par Amount	Book Yield	Market Yield	Projected Call Date		
									DN 50 Proj Date	Base Case Proj Date	UP 50 Proj Date
13	61747YEP6	Corporate	MORGAN STANLEY	04/17/25	Amer	5,000,000	5.44	5.46	04/17/24	04/17/24	04/17/24
14	06051GJU4	Corporate	BANK OF AMERICA CORP	04/22/25	Amer	5,000,000	5.33	5.35	04/22/24	04/22/24	04/22/24
15	89788MAF9	Corporate	TRUIST FINANCIAL CORP	06/09/25	Amer	5,000,000	5.09	5.29	06/09/24	06/09/24	06/09/24
<b>&gt;365 Days</b>						<b>15,000,000</b>	<b>5.28</b>	<b>5.36</b>			

# Credit Rating Monitor

ID	CUSIP	Sector	Issuer	Cpn	Final Maturity	Par Amount	Watch Positive			Watch Negative			Δ Last 90 Days		
							Moody's			S & P			Fitch		
							Current Rating	Eff Date	Watch	Current Rating	Eff Date	Watch	Current Rating	Eff Date	Watch
10	22533AHJ9	Corporate	CREDIT AGRICOLE CIB SA	5.00	12/07/23	5,000,000	Aa3	11/16/22	-	A+	11/16/22	-	-	-	-
13	61747YEP6	Corporate	MORGAN STANLEY	4.84	04/17/25	5,000,000	A1	04/19/22	-	A-	05/17/22	-	A+	11/04/22	-
7	22553QCS4	Corporate	CREDIT SUISSE AG LONDON	3.95	10/18/23	5,000,000	A3	11/01/22	-	-	-	-	BBB+	08/04/22	-
4	48133DK33	Corporate	JPMORGAN CHASE FINANCIAL	3.00	08/23/23	5,000,000	A1	09/29/22	-	A-	06/09/22	-	AA-	06/23/22	-
17	83369NUW8	Corporate	SOCIETE GENERALE	4.50	09/30/25	5,000,000	A1	09/27/22	-	A	09/26/22	-	-	-	-
16	06748XSU6	Corporate	BARCLAYS BANK PLC	4.50	09/15/25	5,000,000	A1	09/13/22	-	A	09/09/22	-	-	-	-
9	78014RGN4	Corporate	ROYAL BANK OF CANADA	3.90	11/30/23	5,000,000	A1	08/26/22	-	A	08/25/22	-	AA-	08/31/22	-
8	89114X3N1	Corporate	TORONTO-DOMINION BANK	4.05	11/15/23	5,000,000	A1	08/09/22	-	A	08/09/22	-	-	-	-
2	17330PSX8	Corporate	CITIGROUP GLOBAL MARKETS	3.75	07/20/23	5,000,000	A2	08/04/22	-	A	06/30/22	-	F1	07/20/22	-
5	38150ANT8	Corporate	GOLDMAN SACHS GROUP INC	4.00	08/29/23	5,000,000	A2	07/22/22	-	BBB+	07/21/22	-	F1	07/29/22	-
6	06368GX93	Corporate	BANK OF MONTREAL	3.80	10/18/23	5,000,000	A2	07/11/22	-	-	-	-	AA-	07/18/22	-
3	3130ASMN6	Agency	FEDERAL HOME LOAN BANK	3.13	07/28/23	5,000,000	Aaa	07/07/22	-	-	-	-	-	-	-
11	3130ASBF5	Agency	FEDERAL HOME LOAN BANK	2.65	03/22/24	4,000,000	Aaa	05/27/22	-	AA+	05/27/22	-	-	-	-
12	36143L2E4	Corporate	GA GLOBAL FUNDING TRUST	3.74	09/13/24	5,000,000	A2	03/01/22	-	A-	09/13/21	-	A	09/14/21	-
14	06051GJU4	Corporate	BANK OF AMERICA CORP	4.43	04/22/25	5,000,000	A2	11/22/21	-	A-	04/20/21	-	AA-	06/07/21	-
15	89788MAF9	Corporate	TRUIST FINANCIAL CORP	3.60	06/09/25	5,000,000	A3	06/03/21	-	A-	06/02/21	-	A	06/09/21	-
18	075019EQ8	Municipal	BEAVER CNTY UT SCH DIST	5.50	02/01/27	915,000	-	-	-	AAA	01/04/11	-	-	-	-
19	795594AA8	Municipal	SALT LAKE CITY UT MUNI BLDG AU	5.45	03/15/28	3,000,000	Aa1	10/18/10	-	-	-	-	AAA	10/11/10	-

FDIC-Insured brokered CDs are not included in the Credit Rating Monitor

# Positions by Sector

ID	CUSIP	Issuer	% Port	Cpn	Final Maturity	Ratings		Nxt Call Date	Call Type	Par	Acquired		Book Price	Market Price	G / L	Book Yield	Market Yield	WAM	Eff Dur	Eff Cvx
						Moody's	S&P				Date	Price								
1	3130ASVM8	FEDERAL HOME LOAN BANK	4.4%	3.00	02/28/23	-	-	-	Amer	3,800,000	08/30/22	100.00	100.00	99.69	(11,894)	2.99	4.26	0.2	0.2	0.0
3	3130ASMN6	FEDERAL HOME LOAN BANK	5.8%	3.13	07/28/23	Aaa	-	01/28/23	Berm	5,000,000	07/28/22	100.00	100.00	98.72	(64,200)	3.12	5.12	0.7	0.6	0.0
11	3130ASBF5	FEDERAL HOME LOAN BANK	4.6%	2.65	03/22/24	Aaa	AA+	06/22/23	Euro	4,000,000	06/22/22	100.00	100.00	97.05	(117,920)	2.65	5.00	1.3	1.2	0.0
<b>Agency</b>			<b>14.8%</b>	<b>2.94</b>		<b>Aaa</b>	<b>AA+</b>			<b>12,800,000</b>		<b>100.00</b>	<b>100.00</b>	<b>98.48</b>	<b>(194,014)</b>	<b>2.93</b>	<b>4.82</b>	<b>0.7</b>	<b>0.7</b>	<b>0.0</b>
2	17330PSX8	CITIGROUP GLOBAL MARKETS	5.8%	3.75	07/20/23	A2	A	-	Bullet	5,000,000	07/20/22	100.00	100.00	98.42	(78,950)	3.78	6.36	0.6	0.6	0.0
4	48133DK33	JPMORGAN CHASE FINANCIAL	5.8%	3.00	08/23/23	A1	A-	12/23/22	Amer	5,000,000	06/23/22	99.60	99.75	98.44	(65,317)	3.35	5.21	0.7	0.7	0.0
5	38150ANT8	GOLDMAN SACHS GROUP INC	5.8%	4.00	08/29/23	A2	BBB+	01/29/23	Berm	5,000,000	07/29/22	100.00	100.00	98.78	(61,250)	4.00	5.69	0.7	0.7	0.0
7	22553QCS4	CREDIT SUISSE AG LONDON	5.8%	3.95	10/18/23	A3	-	01/18/23	Berm	5,000,000	07/18/22	100.00	100.00	97.30	(134,850)	3.97	7.19	0.9	0.8	0.0
6	06368GX93	BANK OF MONTREAL	5.8%	3.80	10/18/23	A2	-	01/18/23	Berm	5,000,000	07/18/22	100.00	100.00	98.68	(65,950)	3.82	5.37	0.9	0.8	0.0
8	89114X3N1	TORONTO-DOMINION BANK	5.8%	4.05	11/15/23	A1	A	02/15/23	Berm	5,000,000	08/15/22	100.00	100.00	98.60	(69,850)	4.07	5.59	1.0	0.9	0.0
9	78014RGN4	ROYAL BANK OF CANADA	5.8%	3.90	11/30/23	A1	A	02/28/23	Berm	5,000,000	09/02/22	100.00	100.00	97.94	(103,050)	3.92	6.08	1.0	0.9	0.0
10	22533AHJ9	CREDIT AGRICOLE CIB SA	5.8%	5.00	12/07/23	Aa3	A+	05/30/23	Berm	5,000,000	11/30/22	100.00	100.00	100.12	5,950	5.00	4.76	1.0	0.8	(0.3)
12	36143L2E4	GA GLOBAL FUNDING TRUST	5.7%	3.74	09/13/24	A2	A-	-	Bullet	5,000,000	07/14/22	97.23	97.72	97.32	(19,599)	5.77	6.01	1.8	0.7	0.0
13	61747YEP6	MORGAN STANLEY	5.7%	4.84	04/17/25	A1	A-	04/17/24	Amer	5,000,000	07/15/22	99.09	99.21	99.17	(2,338)	5.44	5.46	2.4	0.0	0.0
14	06051GJU4	BANK OF AMERICA CORP	5.7%	4.43	04/22/25	A2	A-	04/22/24	Amer	5,000,000	07/12/22	98.11	98.37	98.32	(2,552)	5.33	5.35	2.4	0.1	0.0
15	89788MAF9	TRUIST FINANCIAL CORP	5.7%	3.60	06/09/25	A3	A-	06/09/24	Amer	5,000,000	10/14/22	98.05	98.14	97.69	(22,596)	5.09	5.29	2.5	0.0	0.0
16	06748XSU6	BARCLAYS BANK PLC	5.8%	4.50	09/15/25	A1	A	-	Bullet	5,000,000	09/15/22	100.00	100.00	99.25	(37,650)	4.96	5.25	2.8	0.8	0.0
17	83369NUW8	SOCIETE GENERALE	5.8%	4.50	09/30/25	A1	A	-	Bullet	5,000,000	09/30/22	100.00	100.00	100.00	0	4.92	4.92	2.8	0.8	0.0
<b>Corporates</b>			<b>80.6%</b>	<b>4.08</b>		<b>A2</b>	<b>A</b>			<b>70,000,000</b>		<b>99.43</b>	<b>99.51</b>	<b>98.57</b>	<b>(658,003)</b>	<b>4.52</b>	<b>5.61</b>	<b>1.5</b>	<b>0.6</b>	<b>(0.0)</b>
18	075019EQ8	BEAVER CNTY UT SCH DIST	1.1%	5.50	02/01/27	-	AAA	-	Bullet	915,000	02/01/11	100.00	100.00	102.02	18,437	5.50	4.96	4.2	3.6	0.2
19	795594AA8	SALT LAKE CITY UT MUNI BLDG AU	3.5%	5.45	03/15/28	Aa1	-	-	Bullet	3,000,000	11/03/10	100.00	100.00	103.84	115,170	5.45	4.62	5.3	4.5	0.3
<b>Municipals</b>			<b>4.5%</b>	<b>5.46</b>		<b>Aa1</b>	<b>AAA</b>			<b>3,915,000</b>		<b>100.00</b>	<b>100.00</b>	<b>103.41</b>	<b>133,607</b>	<b>5.46</b>	<b>4.70</b>	<b>5.0</b>	<b>4.3</b>	<b>0.2</b>
<b>Total Portfolio</b>			<b>100.0%</b>	<b>3.97</b>						<b>86,715,000</b>		<b>99.54</b>	<b>99.61</b>	<b>98.78</b>	<b>(718,409)</b>	<b>4.33</b>	<b>5.45</b>	<b>1.6</b>	<b>0.8</b>	<b>0.0</b>

# Positions by Maturity

ID	CUSIP	Issuer	% Port	Cpn	Final Maturity	Ratings		Nxt Call Date	Call Type	Par	Acquired		Book Price	Market Price	G / L	Book Yield	Market Yield	WAM	Eff Dur	Eff Cvx
						Moody's	S&P				Date	Price								
1	3130ASVM8	FEDERAL HOME LOAN BANK	4%	3.00	02/28/23	-	-	-	Amer	3,800,000	08/30/22	100.00	100.00	99.69	(11,894)	2.99	4.26	0.2	0.2	0.0
2	17330PSX8	CITIGROUP GLOBAL MARKETS	6%	3.75	07/20/23	A2	A	-	Bullet	5,000,000	07/20/22	100.00	100.00	98.42	(78,950)	3.78	6.36	0.6	0.6	0.0
3	3130ASMN6	FEDERAL HOME LOAN BANK	6%	3.13	07/28/23	Aaa	-	01/28/23	Berm	5,000,000	07/28/22	100.00	100.00	98.72	(64,200)	3.12	5.12	0.7	0.6	0.0
4	48133DK33	JPMORGAN CHASE FINANCIAL	6%	3.00	08/23/23	A1	A-	12/23/22	Amer	5,000,000	06/23/22	99.60	99.75	98.44	(65,317)	3.35	5.21	0.7	0.7	0.0
5	38150ANT8	GOLDMAN SACHS GROUP INC	6%	4.00	08/29/23	A2	BBB+	01/29/23	Berm	5,000,000	07/29/22	100.00	100.00	98.78	(61,250)	4.00	5.69	0.7	0.7	0.0
6	06368GX93	BANK OF MONTREAL	6%	3.80	10/18/23	A2	-	01/18/23	Berm	5,000,000	07/18/22	100.00	100.00	98.68	(65,950)	3.82	5.37	0.9	0.8	0.0
7	22553QCS4	CREDIT SUISSE AG LONDON	6%	3.95	10/18/23	A3	-	01/18/23	Berm	5,000,000	07/18/22	100.00	100.00	97.30	(134,850)	3.97	7.19	0.9	0.8	0.0
8	89114X3N1	TORONTO-DOMINION BANK	6%	4.05	11/15/23	A1	A	02/15/23	Berm	5,000,000	08/15/22	100.00	100.00	98.60	(69,850)	4.07	5.59	1.0	0.9	0.0
9	78014RGN4	ROYAL BANK OF CANADA	6%	3.90	11/30/23	A1	A	02/28/23	Berm	5,000,000	09/02/22	100.00	100.00	97.94	(103,050)	3.92	6.08	1.0	0.9	0.0
<b>Year 1</b>			<b>51%</b>	<b>3.64</b>						<b>43,800,000</b>		<b>99.95</b>	<b>99.97</b>	<b>98.48</b>	<b>(655,311)</b>	<b>3.69</b>	<b>5.69</b>	<b>0.8</b>	<b>0.7</b>	<b>0.0</b>
10	22533AHJ9	CREDIT AGRICOLE CIB SA	6%	5.00	12/07/23	Aa3	A+	05/30/23	Berm	5,000,000	11/30/22	100.00	100.00	100.12	5,950	5.00	4.76	1.0	0.8	(0.3)
11	3130ASBF5	FEDERAL HOME LOAN BANK	5%	2.65	03/22/24	Aaa	AA+	06/22/23	Euro	4,000,000	06/22/22	100.00	100.00	97.05	(117,920)	2.65	5.00	1.3	1.2	0.0
12	36143L2E4	GA GLOBAL FUNDING TRUST	6%	3.74	09/13/24	A2	A-	-	Bullet	5,000,000	07/14/22	97.23	97.72	97.32	(19,599)	5.77	6.01	1.8	0.7	0.0
<b>Year 2</b>			<b>16%</b>	<b>3.88</b>						<b>14,000,000</b>		<b>99.01</b>	<b>99.18</b>	<b>98.24</b>	<b>(131,569)</b>	<b>4.60</b>	<b>5.27</b>	<b>1.4</b>	<b>0.9</b>	<b>(0.1)</b>
13	61747YEP6	MORGAN STANLEY	6%	4.84	04/17/25	A1	A-	04/17/24	Amer	5,000,000	07/15/22	99.09	99.21	99.17	(2,338)	5.44	5.46	2.4	0.0	0.0
14	06051GJU4	BANK OF AMERICA CORP	6%	4.43	04/22/25	A2	A-	04/22/24	Amer	5,000,000	07/12/22	98.11	98.37	98.32	(2,552)	5.33	5.35	2.4	0.1	0.0
15	89788MAF9	TRUIST FINANCIAL CORP	6%	3.60	06/09/25	A3	A-	06/09/24	Amer	5,000,000	10/14/22	98.05	98.14	97.69	(22,596)	5.09	5.29	2.5	0.0	0.0
16	06748XSU6	BARCLAYS BANK PLC	6%	4.50	09/15/25	A1	A	-	Bullet	5,000,000	09/15/22	100.00	100.00	99.25	(37,650)	4.96	5.25	2.8	0.8	0.0
17	83369NUW8	SOCIETE GENERALE	6%	4.50	09/30/25	A1	A	-	Bullet	5,000,000	09/30/22	100.00	100.00	100.00	0	4.92	4.92	2.8	0.8	0.0
<b>Year 3</b>			<b>29%</b>	<b>4.37</b>						<b>25,000,000</b>		<b>99.05</b>	<b>99.14</b>	<b>98.88</b>	<b>(65,136)</b>	<b>5.14</b>	<b>5.25</b>	<b>2.6</b>	<b>0.3</b>	<b>0.0</b>
18	075019EQ8	BEAVER CNTY UT SCH DIST	1%	5.50	02/01/27	-	AAA	-	Bullet	915,000	02/01/11	100.00	100.00	102.02	18,437	5.50	4.96	4.2	3.6	0.2
<b>Year 5</b>			<b>1%</b>	<b>5.50</b>						<b>915,000</b>		<b>100.00</b>	<b>100.00</b>	<b>102.02</b>	<b>18,437</b>	<b>5.50</b>	<b>4.96</b>	<b>4.2</b>	<b>3.6</b>	<b>0.2</b>
19	795594AA8	SALT LAKE CITY UT MUNI BLDG AU	3%	5.45	03/15/28	Aa1	-	-	Bullet	3,000,000	11/03/10	100.00	100.00	103.84	115,170	5.45	4.62	5.3	4.5	0.3
<b>Year 6</b>			<b>3%</b>	<b>5.45</b>						<b>3,000,000</b>		<b>100.00</b>	<b>100.00</b>	<b>103.84</b>	<b>115,170</b>	<b>5.45</b>	<b>4.62</b>	<b>5.3</b>	<b>4.5</b>	<b>0.3</b>
<b>Total Portfolio</b>			<b>100%</b>	<b>3.97</b>						<b>86,715,000</b>		<b>99.54</b>	<b>99.61</b>	<b>98.78</b>	<b>(718,409)</b>	<b>4.33</b>	<b>5.45</b>	<b>1.6</b>	<b>0.8</b>	<b>0.0</b>

# Positions by Maturity - Scenario Analysis

ID	CUSIP	Issuer	% Port	Cpn	Final Maturity	Par	WAM	Market Price (%Δ)				Book Yield					Effective Duration				
								DN 50	DN 25	UP 25	UP 50	DN 50	DN 25	Base Case	UP 25	UP 50	DN 50	DN 25	Base Case	UP 25	UP 50
1	3130ASVM8	FEDERAL HOME LOAN BANK	4%	3.00	02/28/23	3,800,000	0.2	0.1	0.1	(0.1)	(0.1)	2.99	2.99	2.99	2.99	2.99	0.2	0.2	0.2	0.2	0.2
2	17330PSX8	CITIGROUP GLOBAL MARKETS	6%	3.75	07/20/23	5,000,000	0.6	0.3	0.2	(0.2)	(0.3)	3.78	3.78	3.78	3.78	3.78	0.6	0.6	0.6	0.6	0.6
3	3130ASMN6	FEDERAL HOME LOAN BANK	6%	3.13	07/28/23	5,000,000	0.7	0.3	0.2	(0.2)	(0.3)	3.12	3.12	3.12	3.12	3.12	0.6	0.6	0.6	0.6	0.6
4	48133DK33	JPMORGAN CHASE FINANCIAL	6%	3.00	08/23/23	5,000,000	0.7	0.4	0.2	(0.2)	(0.4)	3.35	3.35	3.35	3.35	3.35	0.7	0.7	0.7	0.7	0.7
5	38150ANT8	GOLDMAN SACHS GROUP INC	6%	4.00	08/29/23	5,000,000	0.7	0.4	0.2	(0.2)	(0.4)	4.00	4.00	4.00	4.00	4.00	0.7	0.7	0.7	0.7	0.7
6	06368GX93	BANK OF MONTREAL	6%	3.80	10/18/23	5,000,000	0.9	0.4	0.2	(0.2)	(0.4)	3.82	3.82	3.82	3.82	3.82	0.8	0.8	0.8	0.8	0.8
7	22553QCS4	CREDIT SUISSE AG LONDON	6%	3.95	10/18/23	5,000,000	0.9	0.4	0.2	(0.2)	(0.4)	3.97	3.97	3.97	3.97	3.97	0.8	0.8	0.8	0.8	0.8
8	89114X3N1	TORONTO-DOMINION BANK	6%	4.05	11/15/23	5,000,000	1.0	0.5	0.2	(0.2)	(0.5)	4.07	4.07	4.07	4.07	4.07	0.9	0.9	0.9	0.9	0.9
9	78014RGN4	ROYAL BANK OF CANADA	6%	3.90	11/30/23	5,000,000	1.0	0.5	0.2	(0.2)	(0.5)	3.92	3.92	3.92	3.92	3.92	1.0	0.9	0.9	0.9	0.9
<b>Year 1</b>			<b>51%</b>	<b>3.64</b>		<b>43,800,000</b>	<b>0.8</b>	<b>0.4</b>	<b>0.2</b>	<b>(0.2)</b>	<b>(0.4)</b>	<b>3.69</b>	<b>3.69</b>	<b>3.69</b>	<b>3.69</b>	<b>3.69</b>	<b>0.7</b>	<b>0.7</b>	<b>0.7</b>	<b>0.7</b>	<b>0.7</b>
10	22533AHJ9	CREDIT AGRICOLE CIB SA	6%	5.00	12/07/23	5,000,000	1.0	0.3	0.2	(0.2)	(0.4)	5.00	5.00	5.00	5.00	5.00	0.6	0.7	0.8	0.8	0.9
11	3130ASBF5	FEDERAL HOME LOAN BANK	5%	2.65	03/22/24	4,000,000	1.3	0.6	0.3	(0.3)	(0.6)	2.65	2.65	2.65	2.65	2.65	1.2	1.2	1.2	1.2	1.2
12	36143L2E4	GA GLOBAL FUNDING TRUST	6%	3.74	09/13/24	5,000,000	1.8	0.4	0.2	(0.2)	(0.3)	5.48	5.63	5.77	5.92	6.06	0.7	0.7	0.7	0.7	0.7
<b>Year 2</b>			<b>16%</b>	<b>3.88</b>		<b>14,000,000</b>	<b>1.4</b>	<b>0.4</b>	<b>0.2</b>	<b>(0.2)</b>	<b>(0.4)</b>	<b>4.49</b>	<b>4.54</b>	<b>4.60</b>	<b>4.65</b>	<b>4.70</b>	<b>0.8</b>	<b>0.8</b>	<b>0.9</b>	<b>0.9</b>	<b>0.9</b>
13	61747YEP6	MORGAN STANLEY	6%	4.84	04/17/25	5,000,000	2.4	0.0	0.0	(0.0)	(0.0)	5.15	5.29	5.44	5.58	5.72	0.1	0.0	0.0	0.0	0.0
14	06051GJU4	BANK OF AMERICA CORP	6%	4.43	04/22/25	5,000,000	2.4	0.0	0.0	(0.0)	(0.0)	5.04	5.18	5.33	5.47	5.62	0.1	0.1	0.1	0.0	0.0
15	89788MAF9	TRUIST FINANCIAL CORP	6%	3.60	06/09/25	5,000,000	2.5	0.0	0.0	(0.0)	(0.0)	4.80	4.94	5.09	5.23	5.38	0.0	0.0	0.0	0.0	0.0
16	06748XSU6	BARCLAYS BANK PLC	6%	4.50	09/15/25	5,000,000	2.8	0.4	0.2	(0.2)	(0.4)	4.76	4.86	4.96	5.06	5.16	0.8	0.8	0.8	0.8	0.8
17	83369NUW8	SOCIETE GENERALE	6%	4.50	09/30/25	5,000,000	2.8	0.4	0.2	(0.2)	(0.4)	4.72	4.82	4.92	5.01	5.11	0.8	0.8	0.8	0.8	0.8
<b>Year 3</b>			<b>29%</b>	<b>4.37</b>		<b>25,000,000</b>	<b>2.6</b>	<b>0.2</b>	<b>0.1</b>	<b>(0.1)</b>	<b>(0.2)</b>	<b>4.89</b>	<b>5.02</b>	<b>5.14</b>	<b>5.27</b>	<b>5.40</b>	<b>0.4</b>	<b>0.3</b>	<b>0.3</b>	<b>0.3</b>	<b>0.3</b>
18	075019EQ8	BEAVER CNTY UT SCH DIST	1%	5.50	02/01/27	915,000	4.2	1.9	0.9	(0.9)	(1.8)	5.50	5.50	5.50	5.50	5.50	3.6	3.6	3.6	3.6	3.6
<b>Year 5</b>			<b>1%</b>	<b>5.50</b>		<b>915,000</b>	<b>4.2</b>	<b>1.9</b>	<b>0.9</b>	<b>(0.9)</b>	<b>(1.8)</b>	<b>5.50</b>	<b>5.50</b>	<b>5.50</b>	<b>5.50</b>	<b>5.50</b>	<b>3.6</b>	<b>3.6</b>	<b>3.6</b>	<b>3.6</b>	<b>3.6</b>
19	795594AA8	SALT LAKE CITY UT MUNI BLDG AU	3%	5.45	03/15/28	3,000,000	5.3	2.3	1.1	(1.1)	(2.2)	5.45	5.45	5.45	5.45	5.45	4.5	4.5	4.5	4.5	4.5
<b>Year 6</b>			<b>3%</b>	<b>5.45</b>		<b>3,000,000</b>	<b>5.3</b>	<b>2.3</b>	<b>1.1</b>	<b>(1.1)</b>	<b>(2.2)</b>	<b>5.45</b>	<b>5.45</b>	<b>5.45</b>	<b>5.45</b>	<b>5.45</b>	<b>4.5</b>	<b>4.5</b>	<b>4.5</b>	<b>4.5</b>	<b>4.5</b>
<b>Total Portfolio</b>			<b>100%</b>	<b>3.97</b>		<b>86,715,000</b>	<b>1.6</b>	<b>0.4</b>	<b>0.2</b>	<b>(0.2)</b>	<b>(0.4)</b>	<b>4.24</b>	<b>4.29</b>	<b>4.33</b>	<b>4.38</b>	<b>4.42</b>	<b>0.8</b>	<b>0.8</b>	<b>0.8</b>	<b>0.8</b>	<b>0.8</b>



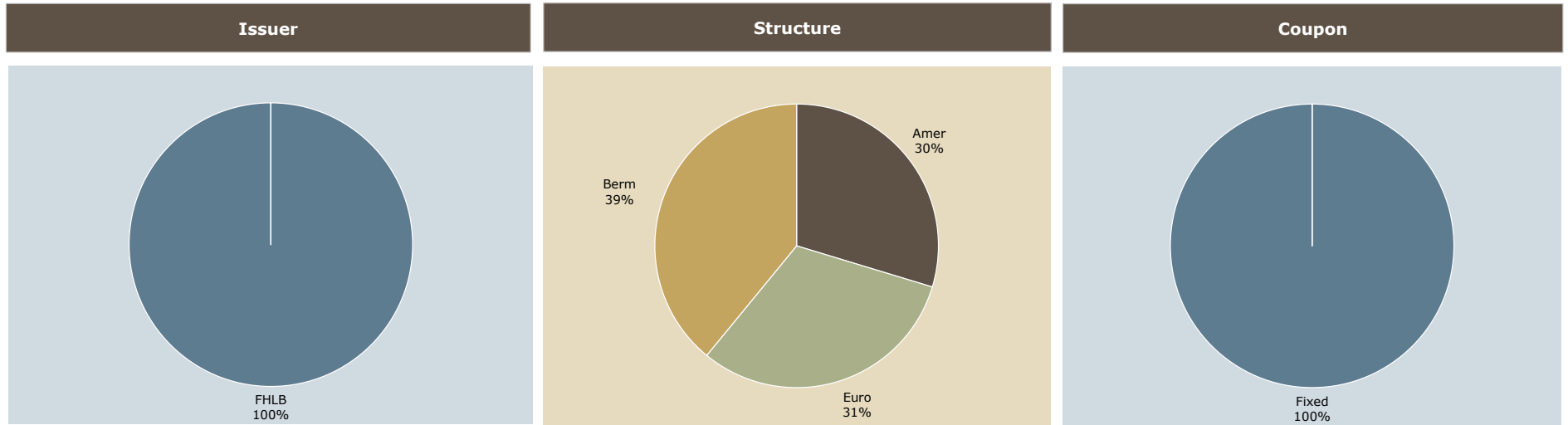
## Product Detail

---

# Treasury, Agency, SSA - Summary

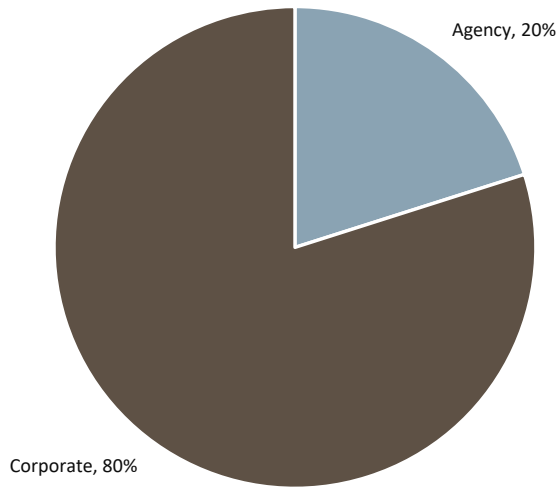
## Issuer / Sector

Type	Line Items	% Port	% Total Sector	Par		Book Price	Market Price	Gain / Loss	Book Yield	Market Yield	WAM	Eff Dur	Eff Cvx	Coupon Type %			Call Type%			
				Amount	Cpn									Fixed	Float	Step	Bullet	Amer	Euro	Berm
FHLB	3	15%	100%	12,800,000	2.94	100.00	98.48	(194,014)	2.93	4.82	0.7	0.7	0.0	100%	-	-	-	30%	31%	39%
<b>Sector Total</b>	<b>3</b>	<b>15%</b>	<b>100%</b>	<b>12,800,000</b>	<b>2.94</b>	<b>100.00</b>	<b>98.48</b>	<b>(194,014)</b>	<b>2.93</b>	<b>4.82</b>	<b>0.7</b>	<b>0.7</b>	<b>0.0</b>	<b>100%</b>				<b>30%</b>	<b>31%</b>	<b>39%</b>



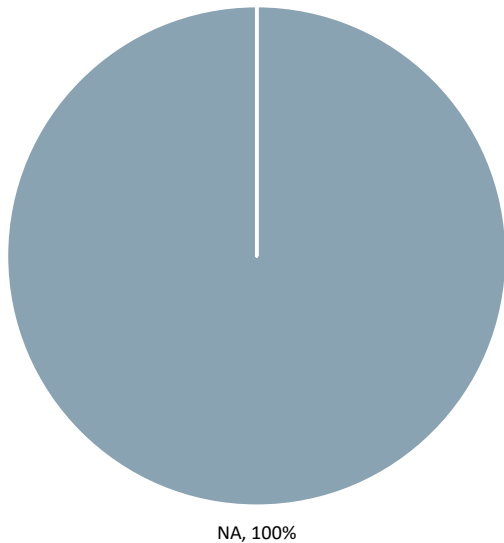
# Money Market Sector - Summary

**Money Market Product Distribution (%)**

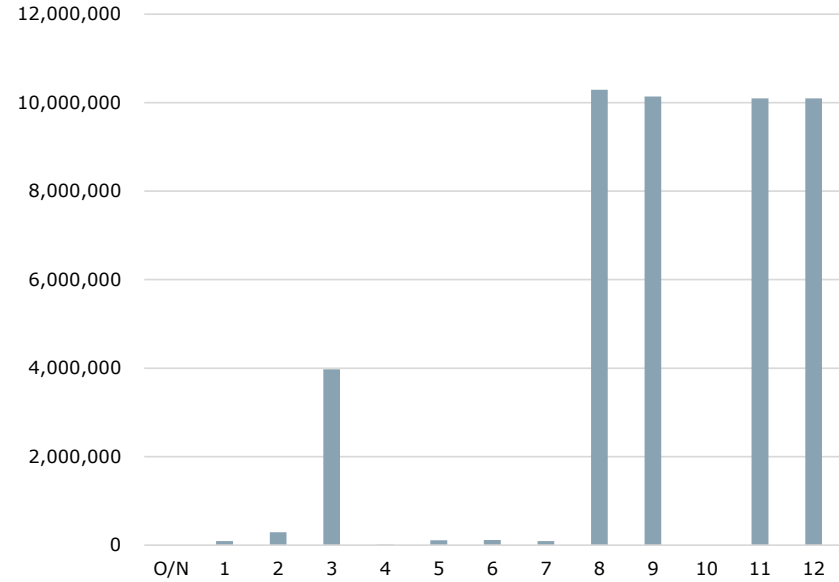


Money Market Sector includes all securities with maturity less than 12 months.

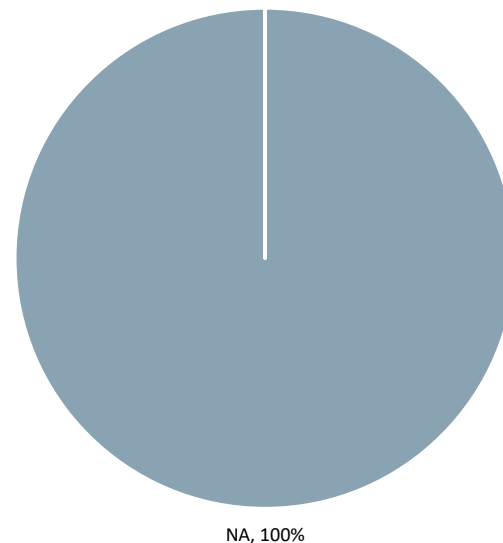
**Moody's Short Term Ratings Distribution (%)**



**Cash Flows by Month - 12 Months (\$)**



**S&P Short Term Ratings Distribution (%)**

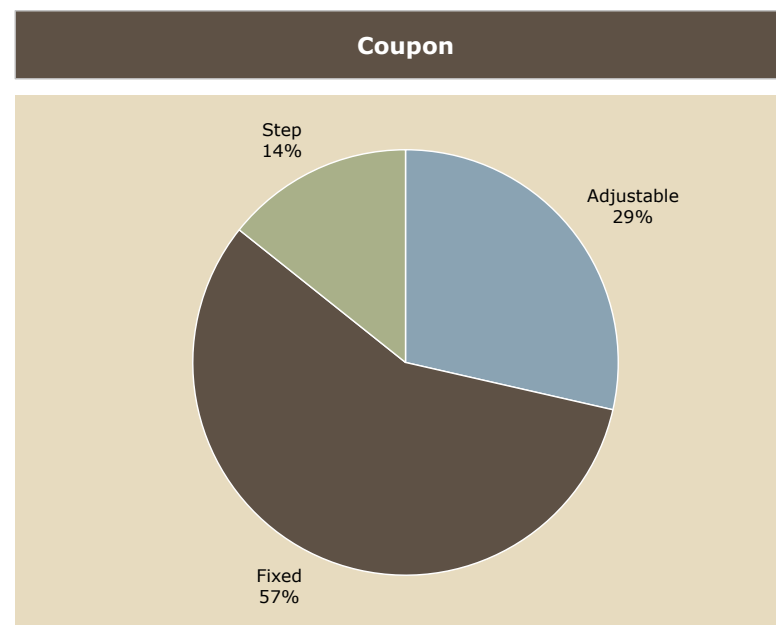
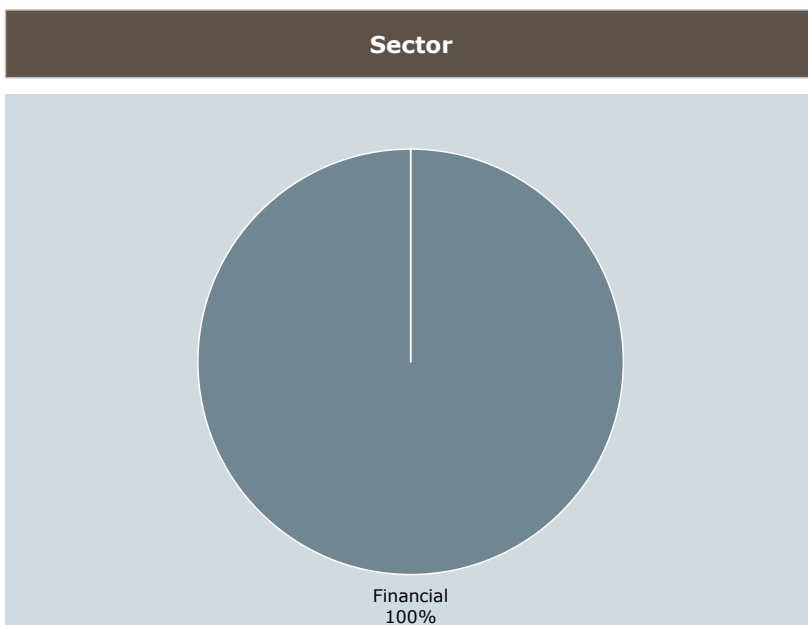




# Corporate - Summary

Sector															
Type	Line Items	% Port	% Total Sector	Cpn	Par Amount	Book Price	Market Price	G / L	Book Yield	Market Yield	WAM	Eff Dur	Eff Cvx	Agg LT Ratings	
														Moody's	S&P
Financial	14	81%	100%	4.08	70,000,000	99.51	98.57	(658,003)	4.52	5.61	1.5	0.6	(0.0)	A2	A
<b>Total</b>	<b>14</b>	<b>81%</b>	<b>100%</b>	<b>4.08</b>	<b>70,000,000</b>	<b>99.51</b>	<b>98.57</b>	<b>(658,003)</b>	<b>4.52</b>	<b>5.61</b>	<b>1.5</b>	<b>0.6</b>	<b>(0.0)</b>	<b>A2</b>	<b>A</b>

Coupon															
Type	Line Items	% Port	% Total Sector	Cpn	Par Amount	Book Price	Market Price	G / L	Book Yield	Market Yield	WAM	Eff Dur	Eff Cvx	Agg LT Ratings	
														Moody's	S&P
Fixed	8	46%	57%	3.93	40,000,000	99.97	98.54	(573,267)	3.99	5.78	0.9	0.8	(0.0)	A2	A+
Step	2	12%	14%	4.50	10,000,000	100.00	99.62	(37,650)	4.94	5.08	2.8	0.8	0.0	A1	A
Adjustable	4	23%	28%	4.15	20,000,000	98.36	98.12	(47,086)	5.41	5.53	2.3	0.2	0.0	A2	A-
<b>Total</b>	<b>14</b>	<b>81%</b>	<b>100%</b>	<b>4.08</b>	<b>70,000,000</b>	<b>99.51</b>	<b>98.57</b>	<b>(658,003)</b>	<b>4.52</b>	<b>5.61</b>	<b>1.5</b>	<b>0.6</b>	<b>(0.0)</b>	<b>A2</b>	<b>A</b>



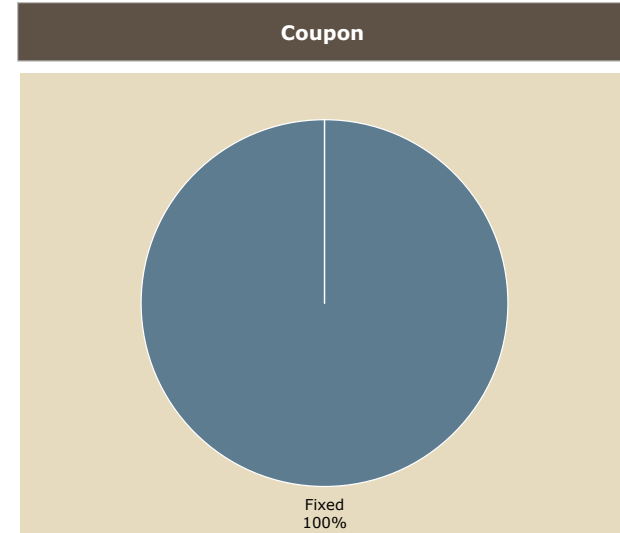
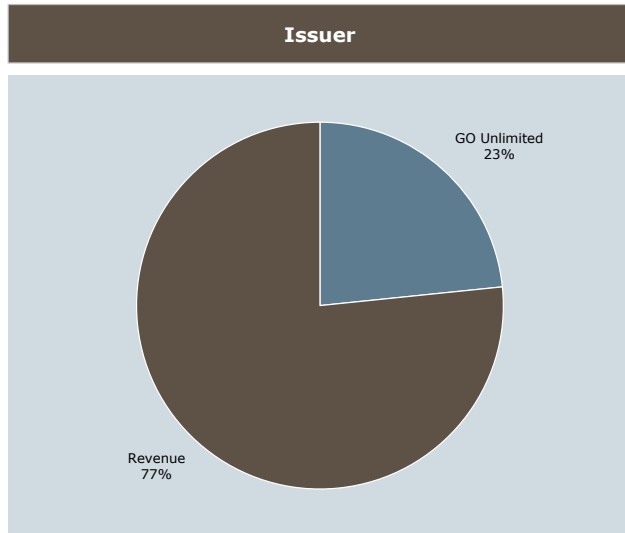
# Municipal - Summary

## Issue

Type	Line Items	% Port	% Total Sector	Par Amount	Cpn	Book Price	Market Price	Gain / Loss	Book Yield	Market Yield	WAM	Eff Dur	Eff Cvx	Coupon Type %			Agg LT Ratings	
														Fixed	Float	Step	Moody's	S&P
GO Unlimited	1	1%	23%	915,000	5.50	100.00	102.02	18,437	5.50	4.96	4.2	3.6	0.2	100%	-	-		AAA
Revenue	1	3%	77%	3,000,000	5.45	100.00	103.84	115,170	5.45	4.62	5.3	4.5	0.3	100%	-	-	Aa1	
<b>Sector Total</b>	<b>2</b>	<b>5%</b>	<b>100%</b>	<b>3,915,000</b>	<b>5.46</b>	<b>100.00</b>	<b>103.41</b>	<b>133,607</b>	<b>5.46</b>	<b>4.70</b>	<b>5.0</b>	<b>4.3</b>	<b>0.2</b>	<b>100%</b>			<b>Aa1</b>	

## Sector

Type	Line Items	% Port	% Total Sector	Par Amount	Cpn	Book Price	Market Price	Gain / Loss	Book Yield	Market Yield	WAM	Eff Dur	Eff Cvx	Coupon Type %			Agg LT Ratings	
														Fixed	Float	Step	Moody's	S&P
Education	1	3%	77%	3,000,000	5.45	100.00	103.84	115,170	5.45	4.62	5.3	4.5	0.3	100%	-	-	Aa1	
School District	1	1%	23%	915,000	5.50	100.00	102.02	18,437	5.50	4.96	4.2	3.6	0.2	100%	-	-		AAA
<b>Sector Total</b>	<b>2</b>	<b>5%</b>	<b>100%</b>	<b>3,915,000</b>	<b>5.46</b>	<b>100.00</b>	<b>103.41</b>	<b>133,607</b>	<b>5.46</b>	<b>4.70</b>	<b>5.0</b>	<b>4.3</b>	<b>0.2</b>	<b>100%</b>			<b>Aa1</b>	



## Strategy Group Contact Information

---

Name	Title	Phone	Email
<b>Short Duration Strategy</b>			
Vanessa McMichael, CTP	Director	(704) 410-4530	vanessa.mcmichael@wellsfargo.com
<b>Depository Strategy</b>			
Charlie Crowley	Managing Director	(212) 214-5430	charlie.crowley@wellsfargo.com
Jeff Layman, CFA	Vice President	(704) 410-5474	jeffrey.layman@wellsfargo.com
<b>Strategy Generalist</b>			
Will Fisher	Director	(704) 410-6239	william.fisher@wellsfargo.com
Jonathan O' Hanlon	Director	(704) 410-3853	jonathan.ohanlon@wellsfargo.com
Jacob Jernigan, CPA	Vice President	(704) 410-2915	jacob.jernigan2@wellsfargo.com
Melissa Atkins	Associate	(704) 410-0114	melissa.atkins@wellsfargo.com
Michael McCarthy	Associate	(704) 410-0087	michael.mccarthy4@wellsfargo.com
Nick Pergakis	Analyst	(704) 410-5575	nicholas.pergakis@wellsfargo.com
Reagan Werner	Analyst	(704) 410-0433	reagan.h.werner@wellsfargo.com
<b>Portfolio Accounting</b>			
Kamari Hauglid	Analyst	(612) 667-8818	kamarihauglid@wellsfargo.com

# Assumptions

---

1. Calculation engine is ZM for all asset classes except for Money Market Funds. Money Market Fund information is provided by Crane Data.
2. Money Market Funds assume a book price of par (\$100.00).
3. All data provided by Bloomberg LLC., IDC Pricing Service, Crane Data and Wells Fargo Securities.
4. Cash flows are generated by Yield Book, Intex, Bloomberg or ZM depending on sector and structure:
  - **ZM** – Non-prepay bullet structures including municipals, corporates, agencies, SSA, treasuries, CDs and commercial paper.
  - **Yield Book** – Mortgage products, including MBS passthroughs, CMOs, ARMs, agency CMBS and floating rate structures.
  - **Intex** – Structured products, including ABS, CLOs and non-agency RMBS and CMBS.
  - Analysis assumes all scheduled and unscheduled principal cash flows provided directly by Third Party systems (Yield Book) flow into the Maturity bucket on the Cash Flow Projections page.
5. Ratings data are provided by Moody's, S&P and Fitch. Aggregate ratings are based on a proprietary scale.
6. Projected Call Report - Assumes OAS is held constant with market price based yield-to-worst call logic. Sorted by projected calls in the base case scenario. Base Case scenario assumes no rate changes.
7. Client provided market prices are used for the analysis. In the absence of client market data, BVAL and/or IDC pricing is used.
8. Historical Analysis is a combination of previously run Bond Edge Reports and ZM Financial. This page will be updated over time as reports are requested.
9. Yield on tax-exempt municipals are calculated using a 21% tax rate or as directed by client.
10. 12 Month Horizon Analysis assumes 12 month horizon with a reinvestment rate of 1M LIBOR. Rate shocks are gradual over the horizon and parallel shifts to the curve.
11. Prepayment, default and severity assumptions used:
  - Bonds run through Yield Book – Yield Book Long Term Projected CPR
  - GN CMBS – 15 CPJ
  - FN/FH CMBS - 0 CPY
  - Conduit CMBS - 0 CPY, CDR and SEV
  - ABS Student – 6 CPR
  - ABS Card - Historical MPR
  - ABS Auto - 1.3 ABS
  - SBAs & NGNs – 10 CPR
  - Non-agency CMOs – Yield Book if available otherwise 6mo historical VPR, CDR and SEV taken from Bloomberg.
12. Money Market Fund Profiles
  - AUM Flows: Total fund MoM flows
  - Share Class: Total share class MoM flows
13. Yield Curve Shock Scenarios: instantaneous rate shocks to the static curve held constant over the life of the securities, utilizing Intex for structured products (when applicable) and Yield Book for other amortizing securities.
  - Standard scenarios: parallel shifts of -100,-50,-25,0,+25,+50,+100,+200,+300, Bear Flat, Bull Steep, Bull Flat, Bear Steep.
  - Customized scenarios at the request of client or as determined by WFS Portfolio Strategy

**This publication is intended for institutional accounts only. Please do not forward to any person that does not meet the definition of an Institutional Account as defined in FINRA Rule 4512.**

**This Commentary is a product of Wells Fargo Corporate and Investment Banking (“CIB”) Fixed Income Sales and Trading and is not a product of Wells Fargo Research. The views expressed herein might differ from those of Research.**

This communication is for informational purposes only, is not an offer, solicitation, recommendation or commitment for any transaction or to buy or sell any security or other financial product, and is not intended as investment advice or as a confirmation of any transaction. Interested parties are advised to contact the entity with which they deal, or the entity that provided this report to them, if they desire further information.

This communication not intended to provide, and must not be relied on for, accounting, legal, regulatory, tax, business, financial or related advice. No person providing any Materials is acting as fiduciary or advisor. You must consult with your own advisors as to the legal, regulatory, tax, business, financial, investment and other aspects of the Materials.

CIB and its investment representatives do not act as Municipal Advisors and only provide investment advice or recommendations with respect to bond proceeds as permitted by available exemptions.

#### **Accuracy of Information**

The information in this report has been obtained or derived from sources believed by CIB to be reliable but CIB does not represent that this information is accurate or complete. Any opinions or estimates contained in this report represent the judgment of CIB at this time and are subject to change without notice. CIB and its affiliates may from time to time provide advice with respect to, acquire, hold or sell a position in, the securities or instruments named or described in this report.

#### **Important Disclosures Relating to Conflicts of Interest and Potential Conflicts of Interest**

CIB may sell or buy the subject securities or other financial products to/from customers on a principal basis. CIB has or may have proprietary positions in the securities or other financial products mentioned herein. The trading desk has or may have proprietary positions in the securities or financial products mentioned herein. The author's compensation is based on, among other things, CIB's overall performance, the profitability of CIB's Markets Division and the profitability of the trading desk.

Wells Fargo Corporate & Investment Banking (CIB) is the trade name for the corporate banking, capital markets, and investment banking services of Wells Fargo & Company and its subsidiaries, including but not limited to Wells Fargo Securities, LLC, member of NYSE, FINRA, NFA and SIPC, Wells Fargo Prime Services, LLC, member of FINRA, NFA and SIPC and Wells Fargo Bank, N.A., member NFA and swap dealer registered with the CFTC and security-based swap dealer registered with the SEC. Wells Fargo Prime Services, LLC, a member of FINRA, NFA and SIPC, and Wells Fargo Bank, N.A., a member of NFA. Wells Fargo Securities, LLC, and Wells Fargo Prime Services, LLC are distinct entities from affiliated banks and thrifts.

Copyright© 2022 Wells Fargo Corporate and Investment Banking

SECURITIES: NOT FDIC-INSURED/NOT BANK-GUARANTEED/MAY LOSE VALUE

**WELLS  
FARGO**

**SECURITIES**

**Wells Fargo Bank, N.A.**  
PO BOX 5120  
SIOUX FALLS, SD 57117-5120  
1-800-645-3751

UTAH LOCAL GOVERNMENTS TRUST  
BR STMT 55 S HIGHWAY 89 STE 100  
NORTH SALT LAKE, UT 840542504



*Enclosed is your Wells Fargo Bank, N.A. account statement. If you have elected Wells Fargo Bank, N.A. (WFB) as the safekeeping agent for your securities, then also enclosed is 1) a separate WFB safekeeping statement and 2) a page summarizing activity and investments in your WFBNA account and its related WFB account.*

*If you have multiple WFBNA accounts and have requested "house-holding," we have included the statements that pertain to those accounts in this single envelope.*

---

*Investments, other than Brokered Certificates of Deposits, are not FDIC insured, may lose value, and are not bank guaranteed - **see important disclosures on the reverse of your account summary page.***

Wells Fargo Bank, N.A.  
 999 3RD AVE  
 11TH FLOOR  
 SEATTLE, WA 98104-4019

BRANDON HODGE  
 1-801-246-1705

**Combined Summary  
 Brokerage Account and Bank Account**

**Statement Period  
 11/01/2022 - 11/30/2022**

UTAH LOCAL GOVERNMENTS TRUST **Account Number**  
 55 S HIGHWAY 89 STE 100 **1BC88805**

**Total Account Value Summary - US Dollar (USD)**

This summary does not reflect the value of unpriced securities. Repurchase agreements are reflected at par value.

	Amount Last Statement Period	Amount This Statement Period	% Portfolio
Cash	\$ 0.00	\$ 0.00	0%
Money Market Mutual Funds	0.00	0.00	0%
Bonds	80,540,181.30	85,656,329.46	100%
Stocks	0.00	0.00	0%
<b>Total Account Value</b>	<b>\$ 80,540,181.30</b>	<b>\$ 85,656,329.46</b>	<b>100%</b>
<b>Value Change Since Last Statement Period</b>		<b>\$ 5,116,148.16</b>	
<b>Percent Increase Since Last Statement Period</b>			<b>6%</b>
<b>Value Last Year-End</b>		<b>\$ N/A</b>	
<b>Percent Increase Since Last Year-End</b>			<b>N/A</b>

\*\*\*Includes amortized Par value of municipal leases and notes.

**Total Income Summary USD**

	This Period	Year-To-Date
Interest	\$ 115,000.00	\$ 504,458.58
Dividends/Capital Gains	0.00	0.00
Money Market Mutual Funds Dividends	0.00	0.00
Other	0.00	0.00
<b>Income Total</b>	<b>\$ 115,000.00</b>	<b>\$ 504,458.58</b>

**Total Interest Charged USD**

Description	This Period
Debit Interest For November 2022	0.00
<b>Total Interest Charged</b>	<b>\$ 0.00</b>

**Total Money Market Mutual Funds Summary USD**

Description	Amount
<b>Opening Balance</b>	<b>\$ 0.00</b>
Deposits and Other Additions	0.00
Distributions and Other Subtractions	0.00
Dividends Reinvested	0.00
Change in Value	0.00
<b>Closing Balance</b>	<b>\$ 0.00</b>



Wells Fargo Securities, LLC  
 999 3RD AVE  
 11TH FLOOR  
 SEATTLE, WA 98104-4019

BRANDON HODGE  
 1-801-246-1705

**Brokerage Account Statement**  
**Wells Fargo Securities, LLC**

**Statement Period**  
**11/01/2022 - 11/30/2022**

UTAH LOCAL GOVERNMENTS TRUST  
 55 S HIGHWAY 89 STE 100

**Account Number**  
 1BC88805

**Account Value Summary** *USD*

This summary does not reflect the value of unpriced securities. Repurchase agreements are reflected at par value.

	Amount Last Statement Period	Amount This Statement Period	% Portfolio
Cash	\$ 0.00	\$ 0.00	0%
Money Market Mutual Funds	0.00	0.00	0%
Bonds	0.00	0.00	0%
Stocks	0.00	0.00	0%
<b>Total Account Value</b>	<b>\$ 0.00</b>	<b>\$ 0.00</b>	<b>0%</b>
<b>Value Change Since Last Statement Period</b>		<b>\$ 0.00</b>	
<b>Percent Increase Since Last Statement Period</b>			<b>N/A</b>
<b>Value Last Year-End</b>		<b>\$ N/A</b>	
<b>Percent Increase Since Last Year-End</b>			<b>N/A</b>

**Income Summary** *USD*

	This Period	Year-To-Date
Interest	\$ 0.00	\$ 0.00
Dividends/Capital Gains	0.00	0.00
Money Market Mutual Funds Dividends	0.00	0.00
Other	0.00	0.00
<b>Income Total</b>	<b>\$ 0.00</b>	<b>\$ 0.00</b>

**Interest Charged** *USD*

Description	This Period
Debit Interest For November 2022	0.00
<b>Total Interest Charged</b>	<b>\$ 0.00</b>

**Money Market Mutual Funds Summary** *USD*

Description	Amount
<b>Opening Balance</b>	<b>\$ 0.00</b>
Deposits and Other Additions	0.00
Distributions and Other Subtractions	0.00
Dividends Reinvested	0.00
Change in Value	0.00
<b>Closing Balance</b>	<b>\$ 0.00</b>





## Important Information

This statement is provided to customers of Wells Fargo Securities, LLC ("WFS"), broker dealer 0250. Statements are provided monthly for accounts with transactions and/or security positions. The account statement contains a list of securities held in safekeeping by WFS as of the statement date and provides details of purchase and sale transactions, the receipt and disbursement of cash and securities, and other activities relating to the account during the statement period.

For WFS customers who choose to maintain a safekeeping account at Wells Fargo Bank, N.A. ("Bank"), this statement is accompanied by a separate Bank safekeeping statement. The Bank safekeeping statement, if applicable, contains a list of securities held in safekeeping by the Bank as of the statement date.

**Pricing:** Security and brokered certificate of deposit ("CD") prices shown on the statement are obtained from independent vendors or internal pricing models. While we believe the prices are reliable, we cannot guarantee their accuracy. For exchange-listed securities, the price provided is the closing price at month end. For unlisted securities, it is the "bid" price at month end. The price of CDs that mature in one year or less are shown at last price traded. The price of CDs that mature in greater than one year and of other instruments that trade infrequently are estimated using similar securities for which prices are available. Prices on the statement may not necessarily be obtained when the asset is sold.

**Brokered CD Pricing:** Like bonds, brokered CDs are subject to price fluctuation and the value of a CD, if sold prior to maturity, may be less than at the time of its purchase. Significant loss of principal could result. While WFS generally makes a market in CDs it underwrites, the secondary market for CDs that it does not underwrite may be very limited. In those cases, WFS will use its best efforts to help investors find a buyer.

**SIPC:** WFS is a member of the Securities Investor Protection Corporation ("SIPC"). In the event of insolvency or liquidation of WFS, securities held in safekeeping at WFS are covered by SIPC against the loss, but not investment risk, up to a maximum of \$500,000 per customer, which includes a \$250,000 limit on claims for cash held in the account. SIPC protection does not provide any protection whatsoever against investment risk, including the loss of principal on an investment. This coverage does not apply to securities held in safekeeping by the Bank. Additional information about SIPC, including a SIPC brochure, may be obtained by visiting [www.sipc.org](http://www.sipc.org) or by calling SIPC at 1-202-371-8300.

**FINRA BrokerCheck Program:** WFS is a member of the Financial Industry Regulatory Authority (FINRA). Under its BrokerCheck program, FINRA provides certain information regarding the disciplinary history of broker/dealers and their associated persons. Information can be obtained from the FINRA BrokerCheck program hotline number (1-800-289-9999) or the FINRA website ([www.finra.org](http://www.finra.org)). A brochure describing the FINRA BrokerCheck program will be furnished upon written request.

**Free Credit Balances:** Any customer free credit balances may be used in the business of WFS subject to limitation of 17 CFR Section 240 § 15c(3)-3 under the Securities Exchange Act of 1934. In the course of normal business operations, a customer has the right to receive delivery of the following: any free credit balances to which he or she is entitled, any fully paid securities to which he or she is entitled, and any securities purchased on margin upon full payment of indebtedness to WFS.

**Equity Order Routing:** WFS will generally route equity and listed options orders taking into consideration among other factors, the quality and speed of execution, as well as the credits, cash or other payments it may receive from any exchange, broker-dealer or market center. This may not be true if a customer has directed or placed limits on any orders. Whenever possible, WFS will route orders in an attempt to obtain executions at prices equal or superior to the nationally displayed best bid or offer. WFS will also attempt to obtain the best execution regardless of any compensation it may receive. The nature and source of credits and payments WFS receives in connection with specific orders will be furnished to a customer upon request. WFS prepares quarterly reports describing its order routing practices for non-directed orders routed to a particular venue for execution. A printed copy of this report along with other compliance and regulatory information is available upon written request or by visiting: <https://www.wellsfargo.com/com/securities/regulatory>.

**Equity Extended Hours Trading:** See important information relating to equities trading before and after regular trading hours at: [www.wellsfargo.com/com/securities/regulatory](http://www.wellsfargo.com/com/securities/regulatory).

**Equity Open Orders:** Open orders will remain in effect until executed or canceled by you. Failure to cancel an open order may result in the transaction being executed for your account. WFS has no responsibility to cancel an open order at its own initiative.

**Dividend Reinvestment:** In any dividend reinvestment transaction, WFS acted as agent. Additional information regarding transactions of this nature will be furnished to a customer upon written request.

**Account Transfers:** A fee will be charged to customers transferring their existing WFS account to another broker/dealer or any other financial institution.

**Non-deposit investment products recommended, offered or sold by WFS, including mutual funds, are not federally insured or guaranteed by or obligations of the Federal Deposit Insurance Corporation ("FDIC"), the Federal Reserve System or any other agency; are not bank deposits; are not obligations of, or endorsed or guaranteed in any way by any bank or WFS; and are subject to risk, including the possible loss of principal, that may cause the value of the investment and investment return to fluctuate.**

**When the investment is sold, the value may be higher or lower than the amount originally invested. WFS is a subsidiary of Wells Fargo & Company, is not a bank or thrift, and is separate from any other affiliated bank or thrift. WFS is a registered broker-dealer and member of FINRA. No affiliate of WFS is responsible for the securities sold by WFS.**

**Mutual Funds:** The distributor of Wells Fargo Funds is affiliated with WFS/Wells Fargo Securities, LLC.

Institutional Prime and Institutional Tax Exempt money market mutual funds are required to price and transact at a net asset value ("NAV") per share that fluctuates based upon the pricing of the underlying portfolio of securities and this requirement may impact the value of those fund shares. Additionally, Institutional Prime and Institutional Tax Exempt funds may be subject to redemption fees and/or gates that can affect the availability of funds invested.

Mutual funds are sold by prospectus, which includes more complete information on risks, charges, expenses and other matters of interest. Investors should read the prospectus carefully before investing.

**Financial Statements:** WFS financial statements are available upon request.

**Trade Confirmations:** Investment purchases and sales are subject to the terms and conditions stated on the trade confirmation relating to that transaction. In the event of a conflict between the trade confirmation and this statement, the trade confirmation will govern.

**Listed Options:** Commissions and other charges related to the execution of listed option transactions have been included in confirmations of such transactions that have been previously furnished and are available upon request. Promptly advise your WFS sales representative of any material change in your investment objectives or financial situation.

**Customer Complaints and Reporting Discrepancies:** Customer complaints, statement reporting inaccuracies or discrepancies should be promptly reported in writing to:

Customer Service  
90 South 7th Street  
5th Floor, MAC N9305-05F  
Minneapolis, MN 55402  
[wfscustomerservice@wellsfargo.com](mailto:wfscustomerservice@wellsfargo.com)

Customers may also report complaints, inaccuracies or discrepancies by calling 1-800-645-3751 option 5. To further protect their rights, including rights under the Securities Investor Protection Act, customers should also re-confirm in writing to the above address any oral communications with WFS relating to the inaccuracies or discrepancies.

**Wells Fargo Bank, N.A. Institutional Deposit:** Funds invested in the Institutional Deposit are on deposit at Wells Fargo Bank, N.A. and balances are insured by the Federal Deposit Insurance Corporation ("FDIC") up to the full amount allowable by law. Institutional Deposit balances are not insured by the Securities Investor Protection Corporation ("SIPC"). For further details, see the Institutional Deposit Product Description.



Wells Fargo Bank, N.A.  
 999 3RD AVE  
 11TH FLOOR  
 SEATTLE, WA 98104-4019

BRANDON HODGE  
 1-801-246-1705

**Bank Account Statement**  
**Wells Fargo Bank, N.A.**

**Statement Period**  
**11/01/2022 - 11/30/2022**

UTAH LOCAL GOVERNMENTS TRUST  
 55 S HIGHWAY 89 STE 100

**Account Number**  
 1BC88805

**Account Value Summary** *USD*

This summary does not reflect the value of unpriced securities. Repurchase agreements are reflected at par value.

	Amount Last Statement Period	Amount This Statement Period	% Portfolio
Cash	\$ 0.00	\$ 0.00	0%
Money Market Mutual Funds	0.00	0.00	0%
Bonds	80,540,181.30	85,656,329.46	100%
Stocks	0.00	0.00	0%
<b>Total Account Value</b>	<b>\$ 80,540,181.30</b>	<b>\$ 85,656,329.46</b>	<b>100%</b>
<b>Value Change Since Last Statement Period</b>		<b>\$ 5,116,148.16</b>	
<b>Percent Increase Since Last Statement Period</b>			<b>6%</b>
<b>Value Last Year-End</b>		<b>\$ N/A</b>	
<b>Percent Increase Since Last Year-End</b>			<b>N/A</b>

**Income Summary** *USD*

	This Period	Year-To-Date
Interest	\$ 115,000.00	\$ 504,458.58
Dividends/Capital Gains	0.00	0.00
Money Market Mutual Funds Dividends	0.00	0.00
Other	0.00	0.00
<b>Income Total</b>	<b>\$ 115,000.00</b>	<b>\$ 504,458.58</b>

**Interest Charged** *USD*

Description	This Period
Debit Interest For November 2022	0.00
<b>Total Interest Charged</b>	<b>\$ 0.00</b>

**Money Market Mutual Funds Summary** *USD*

Description	Amount
<b>Opening Balance</b>	<b>\$ 0.00</b>
Deposits and Other Additions	0.00
Distributions and Other Subtractions	0.00
Dividends Reinvested	0.00
Change in Value	0.00
<b>Closing Balance</b>	<b>\$ 0.00</b>

## Important Information

This statement is provided to customers of Wells Fargo Securities, LLC ("WFS"), broker dealer 0250. Statements are provided monthly for accounts with transactions and/or security positions. The account statement contains a list of securities held in safekeeping by WFS as of the statement date and provides details of purchase and sale transactions, the receipt and disbursement of cash and securities, and other activities relating to the account during the statement period.

For WFS customers who choose to maintain a safekeeping account at Wells Fargo Bank, N.A. ("Bank"), this statement is accompanied by a separate Bank safekeeping statement. The Bank safekeeping statement, if applicable, contains a list of securities held in safekeeping by the Bank as of the statement date.

**Pricing:** Security and brokered certificate of deposit ("CD") prices shown on the statement are obtained from independent vendors or internal pricing models. While we believe the prices are reliable, we cannot guarantee their accuracy. For exchange-listed securities, the price provided is the closing price at month end. For unlisted securities, it is the "bid" price at month end. The price of CDs that mature in one year or less are shown at last price traded. The price of CDs that mature in greater than one year and of other instruments that trade infrequently are estimated using similar securities for which prices are available. Prices on the statement may not necessarily be obtained when the asset is sold.

**Brokered CD Pricing:** Like bonds, brokered CDs are subject to price fluctuation and the value of a CD, if sold prior to maturity, may be less than at the time of its purchase. Significant loss of principal could result. While WFS generally makes a market in CDs it underwrites, the secondary market for CDs that it does not underwrite may be very limited. In those cases, WFS will use its best efforts to help investors find a buyer.

**SIPC:** WFS is a member of the Securities Investor Protection Corporation ("SIPC"). In the event of insolvency or liquidation of WFS, securities held in safekeeping at WFS are covered by SIPC against the loss, but not investment risk, up to a maximum of \$500,000 per customer, which includes a \$250,000 limit on claims for cash held in the account. SIPC protection does not provide any protection whatsoever against investment risk, including the loss of principal on an investment. This coverage does not apply to securities held in safekeeping by the Bank. Additional information about SIPC, including a SIPC brochure, may be obtained by visiting [www.sipc.org](http://www.sipc.org) or by calling SIPC at 1-202-371-8300.

**FINRA BrokerCheck Program:** WFS is a member of the Financial Industry Regulatory Authority (FINRA). Under its BrokerCheck program, FINRA provides certain information regarding the disciplinary history of broker/dealers and their associated persons. Information can be obtained from the FINRA BrokerCheck program hotline number (1-800-289-9999) or the FINRA website ([www.finra.org](http://www.finra.org)). A brochure describing the FINRA BrokerCheck program will be furnished upon written request.

**Free Credit Balances:** Any customer free credit balances may be used in the business of WFS subject to limitation of 17 CFR Section 240 § 15c(3)-3 under the Securities Exchange Act of 1934. In the course of normal business operations, a customer has the right to receive delivery of the following: any free credit balances to which he or she is entitled, any fully paid securities to which he or she is entitled, and any securities purchased on margin upon full payment of indebtedness to WFS.

**Equity Order Routing:** WFS will generally route equity and listed options orders taking into consideration among other factors, the quality and speed of execution, as well as the credits, cash or other payments it may receive from any exchange, broker-dealer or market center. This may not be true if a customer has directed or placed limits on any orders. Whenever possible, WFS will route orders in an attempt to obtain executions at prices equal or superior to the nationally displayed best bid or offer. WFS will also attempt to obtain the best execution regardless of any compensation it may receive. The nature and source of credits and payments WFS receives in connection with specific orders will be furnished to a customer upon request. WFS prepares quarterly reports describing its order routing practices for non-directed orders routed to a particular venue for execution. A printed copy of this report along with other compliance and regulatory information is available upon written request or by visiting: <https://www.wellsfargo.com/com/securities/regulatory>.

**Equity Extended Hours Trading:** See important information relating to equities trading before and after regular trading hours at: [www.wellsfargo.com/com/securities/regulatory](http://www.wellsfargo.com/com/securities/regulatory).

**Equity Open Orders:** Open orders will remain in effect until executed or canceled by you. Failure to cancel an open order may result in the transaction being executed for your account. WFS has no responsibility to cancel an open order at its own initiative.

**Dividend Reinvestment:** In any dividend reinvestment transaction, WFS acted as agent. Additional information regarding transactions of this nature will be furnished to a customer upon written request.

**Account Transfers:** A fee will be charged to customers transferring their existing WFS account to another broker/dealer or any other financial institution.

**Non-deposit investment products recommended, offered or sold by WFS, including mutual funds, are not federally insured or guaranteed by or obligations of the Federal Deposit Insurance Corporation ("FDIC"), the Federal Reserve System or any other agency; are not bank deposits; are not obligations of, or endorsed or guaranteed in any way by any bank or WFS; and are subject to risk, including the possible loss of principal, that may cause the value of the investment and investment return to fluctuate.**

**When the investment is sold, the value may be higher or lower than the amount originally invested. WFS is a subsidiary of Wells Fargo & Company, is not a bank or thrift, and is separate from any other affiliated bank or thrift. WFS is a registered broker-dealer and member of FINRA. No affiliate of WFS is responsible for the securities sold by WFS.**

**Mutual Funds:** The distributor of Wells Fargo Funds is affiliated with WFS/Wells Fargo Securities, LLC.

Institutional Prime and Institutional Tax Exempt money market mutual funds are required to price and transact at a net asset value ("NAV") per share that fluctuates based upon the pricing of the underlying portfolio of securities and this requirement may impact the value of those fund shares. Additionally, Institutional Prime and Institutional Tax Exempt funds may be subject to redemption fees and/or gates that can affect the availability of funds invested.

Mutual funds are sold by prospectus, which includes more complete information on risks, charges, expenses and other matters of interest. Investors should read the prospectus carefully before investing.

**Financial Statements:** WFS financial statements are available upon request.

**Trade Confirmations:** Investment purchases and sales are subject to the terms and conditions stated on the trade confirmation relating to that transaction. In the event of a conflict between the trade confirmation and this statement, the trade confirmation will govern.

**Listed Options:** Commissions and other charges related to the execution of listed option transactions have been included in confirmations of such transactions that have been previously furnished and are available upon request. Promptly advise your WFS sales representative of any material change in your investment objectives or financial situation.

**Customer Complaints and Reporting Discrepancies:** Customer complaints, statement reporting inaccuracies or discrepancies should be promptly reported in writing to:

Customer Service  
90 South 7th Street  
5th Floor, MAC N9305-05F  
Minneapolis, MN 55402  
[wfscustomerservice@wellsfargo.com](mailto:wfscustomerservice@wellsfargo.com)

Customers may also report complaints, inaccuracies or discrepancies by calling 1-800-645-3751 option 5. To further protect their rights, including rights under the Securities Investor Protection Act, customers should also re-confirm in writing to the above address any oral communications with WFS relating to the inaccuracies or discrepancies.

**Wells Fargo Bank, N.A. Institutional Deposit:** Funds invested in the Institutional Deposit are on deposit at Wells Fargo Bank, N.A. and balances are insured by the Federal Deposit Insurance Corporation ("FDIC") up to the full amount allowable by law. Institutional Deposit balances are not insured by the Securities Investor Protection Corporation ("SIPC"). For further details, see the Institutional Deposit Product Description.

**UTAH LOCAL GOVERNMENTS TRUST**

Account Number: 1BC88805

**Portfolio Holdings** *Security positions held with Wells Fargo Bank N.A.*

Security ID	Description	Maturity Date	Coupon	Current Par / Original Par	Market Price*	Market Value	Original Par Pledged**	Callable
<b>Bonds USD</b>								
3130ASVM8	FEDERAL HOME LOAN BANK	02/28/23	3.000%	3,800,000.000	99.6871	3,788,108.77		Y
17330PSX8	CITIGROUP GLOBAL MARKETS	07/20/23	3.750%	5,000,000.000	98.4212	4,921,061.55		N
3130ASMN6	FEDERAL HOME LOAN BANK	07/28/23	3.125%	5,000,000.000	98.7160	4,935,800.90		Y
48133DK33	JPMORGAN CHASE FINANCIAL	08/23/23	3.000%	5,000,000.000	98.4411	4,922,052.95		Y
38150ANT8	GOLDMAN SACHS GROUP INC	08/29/23	4.000%	5,000,000.000	98.7760	4,938,798.90		Y
06368GX93	BANK OF MONTREAL	10/18/23	3.800%	5,000,000.000	98.6813	4,934,064.15		Y
22553QCS4	CREDIT SUISSE AG LONDON	10/18/23	3.950%	5,000,000.000	97.3038	4,865,190.80		Y
89114X3N1	TORONTO-DOMINION BANK	11/15/23	4.050%	5,000,000.000	98.6035	4,930,174.60		Y
78014RGN4	ROYAL BANK OF CANADA	11/30/23	3.900%	5,000,000.000	97.9396	4,896,978.05		Y
22533AHJ9	CREDIT AGRICOLE CIB SA	12/07/23	5.000%	5,000,000.000	100.1197	5,005,987.15		Y
3130ASBF5	FEDERAL HOME LOAN BANK	03/22/24	2.650%	4,000,000.000	97.0525	3,882,098.40		Y
36143L2E4	GA GLOBAL FUNDING TRUST	09/13/24	3.670%	5,000,000.000	97.3245	4,866,222.65		N
61747YEP6	MORGAN STANLEY	04/17/25	4.688%	5,000,000.000	99.1656	4,958,278.90		Y
06051GJU4	BANK OF AMERICA CORP	04/22/25	4.298%	5,000,000.000	98.3182	4,915,910.85		Y
89788MAF9	TRUIST FINANCIAL CORP	06/09/25	3.549%	5,000,000.000	97.6920	4,884,600.00		Y
06748XSU6	BARCLAYS BANK PLC	09/15/25	4.500%	5,000,000.000	99.2477	4,962,387.35		N
83369NUW8	SOCIETE GENERALE	09/30/25	4.500%	5,000,000.000	100.0000	5,000,000.00		N
075019EQ8	BEAVER CNTY UT SCH DIST QUALIFIED SCH CONSTR BDS-TAXAB	02/01/27	5.500%	915,000.000	102.0154	933,441.09		Y
795594AA8	SALT LAKE CITY UT MUNI BLDG AU TAXABLE-QUALIFIED SCH CONSTR B	03/15/28	5.450%	3,000,000.000	103.8391	3,115,172.40		Y
						86,715,000.000	85,656,329.46	0.00

\*See important information regarding security pricing on Page 2.

\*\*Total amount that is pledged to or held for another party or parties. Refer to the Pledge Detail Report for more information.

**Daily Account Activity**

Your investment transactions during this statement period.

Transaction / Trade Date	Settlement / Effective Date	Activity	Security ID	Description	Par / Quantity	Price	Principal Amount	Income Amount	Debit / Credit Amount
11/16/22	11/30/22	Purchase	22533AHJ9	CREDIT AGRICOLE CIB SA	5,000,000.00	100.0000000	(5,000,000.00)	0.00	(5,000,000.00)

**Transaction Activity USD**

**UTAH LOCAL GOVERNMENTS TRUST**

Account Number: 1BC88805

**Daily Account Activity (Continued)**

Your investment transactions during this statement period.

Transaction / Trade Date	Settlement / Effective Date	Activity	Security ID	Description	Par / Quantity	Price	Principal Amount	Income Amount	Debit / Credit Amount
<b>Income / Payment Activity USD</b>									
11/15/22	11/15/22	Interest	89114X3N1	TORONTO-DOMINION BANK				50,625.00	50,625.00
11/21/22	11/21/22	Interest	17330PSX8	CITIGROUP GLOBAL MARKETS				15,625.00	15,625.00
11/30/22	11/30/22	Interest	78014RGN4	ROYAL BANK OF CANADA				48,750.00	48,750.00

**Cash Activity USD**

Transaction / Trade Date	Settlement / Eff. Date	Activity	Description	Debit Amount / Disbursements	Credit Amount / Receipts
11/15/22	11/15/22	Cash Receipt/Disb	DIVIDEND DDA	50,625.00	
11/21/22	11/21/22	Cash Receipt/Disb	DIVIDEND DDA	15,625.00	
11/30/22	11/30/22	Cash Receipt/Disb	DIVIDEND DDA	48,750.00	
11/30/22	11/30/22	ACH/DDA Transaction	DESIGNATED DDA		5,000,000.00

Report Criteria:

Report type: Summary

Bank.Bank Number = 1

GL Period	Check Issue Date	Check Number	Vendor Number	Payee	Check GL Account	Amount
10/22	10/12/2022	49937	30075	Alliant Insurance Services, In	22000000	1,153,387.00
10/22	10/12/2022	49945	1312	Constitution State Services	22000000	121,330.00
11/22	11/09/2022	50026	1312	Constitution State Services	22000000	109,749.00
10/22	10/25/2022	11984106	30050	UNUM LIFE INSURANCE COMPANY	22000000	73,678.20 M
11/22	11/21/2022	12340559	30050	UNUM LIFE INSURANCE COMPANY	22000000	73,166.67 M
10/22	10/17/2022	373760	786	Utah State Tax Commission	22000000	33,953.00 M
11/22	11/18/2022	1002629	30081	CITI Cards	22000000	26,744.97 M
11/22	11/16/2022	344794	3014	Verizon Wireless	22000000	26,700.08 M
11/22	11/09/2022	50030	12060	Kaysville City	22000000	26,309.36
10/22	10/28/2022	50009	731	PEHP Medical	22000000	26,276.12
11/22	11/30/2022	50068	731	PEHP Medical	22000000	26,276.12
10/22	10/12/2022	49950	30060	Lowry & Associates, Inc.	22000000	21,959.25
11/22	11/17/2022	50057	11146	Taylor-Walker Consulting, LLC	22000000	18,251.00
10/22	10/14/2022	718107	1303	NATIONAL LEAGUE OF CITIES	22000000	16,000.00 M
11/22	11/30/2022	50064	30060	Lowry & Associates, Inc.	22000000	15,379.00
10/22	10/19/2022	49980	12002	Vortex Colorado, Inc.	22000000	12,791.99
11/22	11/09/2022	50033	30060	Lowry & Associates, Inc.	22000000	12,696.00
10/22	10/20/2022	1002702	30081	CITI Cards	22000000	11,990.92 M
10/22	10/12/2022	49954	11146	Taylor-Walker Consulting, LLC	22000000	11,779.00
11/22	11/17/2022	50055	13160	Richfield City	22000000	8,216.98
10/22	10/12/2022	49926	14190	Tooele County	22000000	8,090.10
10/22	10/12/2022	49931	14740	Weber Basin Water	22000000	7,457.98
10/22	10/12/2022	49920	16110	St. George City	22000000	7,426.82
10/22	10/19/2022	49959	791	Arbinger Institute	22000000	6,697.50
10/22	10/12/2022	49913	13390	Salt Lake City Mosq Abtmt Dist	22000000	6,318.50
10/22	10/12/2022	49922	14050	SUMMIT COUNTY	22000000	6,137.77
11/22	11/09/2022	50035	16770	Military Installation Develop	22000000	5,793.15
11/22	11/09/2022	50025	30210	CleanTex Commercial Cleaning, Inc.	22000000	5,507.00
10/22	10/19/2022	49978	14470	Utah Assn of Special Districts	22000000	5,000.00
10/22	10/28/2022	50008	12940	Payson City	22000000	4,922.64
10/22	10/20/2022	180733	30089	Zion's Bank	22000000	4,367.60 M
11/22	11/09/2022	50041	14180	Tooele City	22000000	3,921.79
11/22	11/09/2022	50040	3032	State of Utah-Purchasing & Gen	22000000	3,908.33
10/22	10/12/2022	49928	14480	Utah County	22000000	3,381.06
10/22	10/28/2022	50014	14580	Vernal City	22000000	3,232.96
10/22	10/28/2022	50003	30060	Lowry & Associates, Inc.	22000000	3,063.00
10/22	10/12/2022	49949	3103	Jim Puffer Landscape, Inc.	22000000	3,059.60
10/22	10/12/2022	49914	13660	Saratoga Springs City	22000000	3,056.23
11/22	11/09/2022	50019	9051	Aon Risk Services, Inc.	22000000	3,000.00
11/22	11/17/2022	50053	12510	Monticello City	22000000	2,956.84
10/22	10/12/2022	49932	14740	Weber Basin Water	22000000	2,723.95
11/22	11/30/2022	50061	9133	Hale & Wood, PLLC.	22000000	2,713.50
10/22	10/12/2022	49930	14660	Wasatch Integrated Wast Mgt	22000000	2,649.57
10/22	10/12/2022	49896	12230	Logan City	22000000	2,546.94
11/22	11/18/2022	6318790	30089	Zion's Bank	22000000	2,475.75 M
10/22	10/12/2022	49906	12960	Perry City	22000000	2,413.56
10/22	10/12/2022	49943	30210	CleanTex Commercial Cleaning, Inc.	22000000	2,375.00
11/22	11/17/2022	50049	3018	First Digital Telecom	22000000	2,363.66
10/22	10/12/2022	49947	3018	First Digital Telecom	22000000	2,360.24
10/22	10/12/2022	49889	11490	Grand County	22000000	2,357.75
10/22	10/28/2022	50010	11079	Rocky Mountain Power	22000000	2,335.90
10/22	10/12/2022	49929	14510	Utah League of Cities & Towns	22000000	2,317.60
10/22	10/12/2022	49912	13390	Salt Lake City Mosq Abtmt Dist	22000000	2,308.90

GL Period	Check Issue Date	Check Number	Vendor Number	Payee	Check GL Account	Amount
11/22	11/17/2022	50050	3103	Jim Puffer Landscape, Inc.	22000000	2,142.50
10/22	10/28/2022	50012	14390	Uintah Recreation SSD	22000000	1,978.34
11/22	11/03/2022	8702226	30075	Alliant Insurance Services, In	22000000	1,800.00 M
11/22	11/17/2022	50051	12060	Kaysville City	22000000	1,782.09
10/22	10/19/2022	49968	3103	Jim Puffer Landscape, Inc.	22000000	1,745.25
10/22	10/12/2022	49905	15130	Ogden-Weber Applied	22000000	1,715.44
10/22	10/19/2022	49958	30075	Alliant Insurance Services, In	22000000	1,715.00
10/22	10/28/2022	49991	791	Arbinger Institute	22000000	1,710.00
10/22	10/12/2022	49953	1225	SWIRE COCA COLA , USA	22000000	1,562.02
10/22	10/12/2022	49880	16720	Cental Utah 911	22000000	1,551.88
11/22	11/17/2022	50052	12510	Monticello City	22000000	1,473.28
10/22	10/28/2022	50013	14580	Vernal City	22000000	1,269.67
10/22	10/19/2022	49974	9136	Strong & Hanni Law Firm	22000000	1,267.50
10/22	10/12/2022	49885	17810	Diamond Valley Fire SSD	22000000	1,216.66
11/22	11/09/2022	50024	10640	Central Utah Counseling Center	22000000	1,205.31
11/22	11/17/2022	50054	12940	Payson City	22000000	1,176.14
10/22	10/12/2022	49891	11660	Helper City	22000000	1,127.47
10/22	10/12/2022	49900	12480	Moab Valley Fire Protection	22000000	1,121.54
10/22	10/12/2022	49942	1229	CCI MECHANICAL SERVICE	22000000	1,083.33
10/22	10/12/2022	49921	14010	Stansbury Service Agency	22000000	1,014.76
10/22	10/19/2022	49973	30194	Robert G. Dotson	22000000	1,000.00
10/22	10/19/2022	49977	14470	Utah Assn of Special Districts	22000000	1,000.00
10/22	10/28/2022	50000	11640	HEBER CITY	22000000	1,000.00
11/22	11/17/2022	50045	2053	AGRIP	22000000	995.00
10/22	10/19/2022	49975	16560	Uintah Fire Suppression SSD	22000000	866.86
10/22	10/19/2022	49961	15640	Emery Water Conservancy Dist.	22000000	852.83
11/22	11/17/2022	50056	13750	SMITHFIELD CITY	22000000	846.69
10/22	10/12/2022	49916	11520	Solid Waste SSD #1	22000000	821.26
11/22	11/09/2022	50038	12830	North Summit Fire Protection	22000000	814.42
10/22	10/28/2022	49999	9133	Hale & Wood, PLLC.	22000000	810.00
10/22	10/12/2022	49892	16410	Hous Auth of Southeastern UT	22000000	800.32
10/22	10/12/2022	49941	821	CASELLE INC.	22000000	773.00
11/22	11/09/2022	50023	821	CASELLE INC.	22000000	773.00
10/22	10/19/2022	49967	11870	Hyrum City	22000000	759.10
10/22	10/12/2022	49901	15080	Mountain Reginal Water SSD	22000000	733.21
11/22	11/30/2022	50065	30203	Pamela S. Gardiol	22000000	700.00
10/22	10/12/2022	49894	11980	Kamas City	22000000	690.16
11/22	11/09/2022	50029	11590	GUNNISON CITY	22000000	683.23
10/22	10/12/2022	49897	10030	Lone Peak Public Service Dist	22000000	678.48
10/22	10/24/2022	49987	30043	Ken Neilson	22000000	675.00
11/22	11/03/2022	50017	738	PEHP LTD	22000000	655.52
10/22	10/12/2022	49951	738	PEHP LTD	22000000	655.32
11/22	11/30/2022	50067	738	PEHP LTD	22000000	655.32
10/22	10/12/2022	49882	13460	Cottonwood Heights Parks & Rec	22000000	623.72
10/22	10/28/2022	50006	12570	Mountain Green Fire Protection	22000000	601.28
10/22	10/12/2022	49940	30056	Britain C Morris	22000000	600.00
10/22	10/12/2022	49957	1288	WASTE MANAGEMENT OF UT	22000000	591.67
11/22	11/09/2022	50043	1288	WASTE MANAGEMENT OF UT	22000000	591.67
10/22	10/12/2022	49952	3032	State of Utah-Purchasing & Gen	22000000	589.04
11/22	11/17/2022	50046	3142	Colonial Flag	22000000	585.00
10/22	10/12/2022	49887	11110	Emery County	22000000	581.16
10/22	10/12/2022	49910	13270	Roosevelt City	22000000	560.10
10/22	10/12/2022	49918	13900	Southeastern UT Ass'n of Local	22000000	552.43
10/22	10/12/2022	49903	12830	North Summit Fire Protection	22000000	546.19
10/22	10/28/2022	50011	2008	Toyota Bountiful	22000000	545.21
11/22	11/30/2022	50069	9136	Strong & Hanni Law Firm	22000000	526.50
10/22	10/12/2022	49908	12970	Pine Meadow Mutual Water Comp	22000000	514.21

GL Period	Check Issue Date	Check Number	Vendor Number	Payee	Check GL Account	Amount
10/22	10/28/2022	49992	185	City of North SL	22000000	504.59
10/22	10/19/2022	49960	15500	David Church	22000000	500.00
10/22	10/12/2022	49909	13200	Riverdale City	22000000	499.84
10/22	10/12/2022	49890	17900	Gunnison Valley Police Dep	22000000	499.55
11/22	11/09/2022	50039	13190	River Heights City	22000000	495.10
11/22	11/30/2022	50060	792	Gallagher Benefit Services	22000000	475.00
10/22	10/12/2022	49895	12210	Lindon City	22000000	468.67
10/22	10/12/2022	49902	12650	Myton City	22000000	437.44
10/22	10/28/2022	49995	792	Gallagher Benefit Services	22000000	437.00
10/22	10/28/2022	50002	11770	Hooper City	22000000	433.87
11/22	11/30/2022	50058	30101	American Red Cross	22000000	416.50
10/22	10/28/2022	49994	11080	Elk Ridge City	22000000	407.13
10/22	10/12/2022	49898	12300	Mantua Town	22000000	389.88
10/22	10/24/2022	49989	3136	Stephanie L. Miller	22000000	388.75
10/22	10/19/2022	49971	30125	PEHP Health & Benefits	22000000	385.58
11/22	11/30/2022	50066	30125	PEHP Health & Benefits	22000000	385.58
10/22	10/12/2022	49884	10900	Delta City	22000000	365.75
11/22	11/09/2022	50044	14820	West Haven City	22000000	357.56
10/22	10/24/2022	49986	30189	George Thomas Tripp	22000000	345.00
11/22	11/09/2022	50032	10030	Lone Peak Public Service Dist	22000000	344.38
11/22	11/09/2022	50034	3069	Marshall Industries Inc.	22000000	335.00
10/22	10/24/2022	49988	30118	Robert M. Hale	22000000	322.50
10/22	10/19/2022	49976	14360	UINTAH MAD	22000000	318.08
11/22	11/09/2022	50027	1220	DOMINION ENERGY	22000000	309.42
10/22	10/12/2022	49935	14910	Woodland Hills City	22000000	308.16
10/22	10/28/2022	50007	16300	North Utah Valley Animal Srvc	22000000	303.61
10/22	10/24/2022	49984	30039	Christopher F. Robinson	22000000	302.50
10/22	10/12/2022	49886	10960	Duchesne City	22000000	301.89
10/22	10/24/2022	49982	30041	Bradley M. Powell	22000000	300.00
10/22	10/24/2022	49983	30207	Caroline Rodriguez	22000000	300.00
10/22	10/24/2022	49985	30188	David Zook	22000000	300.00
10/22	10/24/2022	49990	17310	Wasatch Front Waste & Recy Dis	22000000	300.00
11/22	11/30/2022	50063	20260	High Valley Transit District	22000000	296.30
10/22	10/12/2022	49907	12960	Perry City	22000000	296.01
10/22	10/28/2022	50004	12380	Milford City	22000000	294.16
10/22	10/12/2022	49899	12460	Moab City	22000000	287.29
10/22	10/12/2022	49948	99067	Intermountain WorkMed	22000000	272.00
10/22	10/12/2022	49883	16580	Council on Aging - Golden Age	22000000	243.88
10/22	10/12/2022	49946	9103	Farr Ice Cream	22000000	242.90
10/22	10/12/2022	49878	16130	Benchland Water Dist	22000000	236.58
10/22	10/12/2022	49956	30121	Valley Office Systems	22000000	235.49
10/22	10/12/2022	49925	17340	Timber Lakes Water SSD	22000000	230.55
10/22	10/28/2022	49996	11420	Garland City	22000000	228.63
11/22	11/30/2022	50070	2008	Toyota Bountiful	22000000	225.59
10/22	10/19/2022	11922473	30177	Sarah Hancock	22000000	219.20 M
11/22	11/09/2022	50022	10480	Carbon County	22000000	206.36
11/22	11/30/2022	50059	185	City of North SL	22000000	195.05
10/22	10/19/2022	49972	13180	Richmond City	22000000	187.06
10/22	10/12/2022	49881	10750	Clinton City	22000000	177.81
10/22	10/12/2022	49915	15520	SESD	22000000	176.52
10/22	10/19/2022	49979	14550	Utah Municipal Power Agency	22000000	174.76
11/22	11/09/2022	12189040	30177	Sarah Hancock	22000000	173.00 M
10/22	10/28/2022	50015	14930	Woods Cross City	22000000	171.08
11/22	11/03/2022	50016	10880	Davis Community Housing Author	22000000	170.70
10/22	10/28/2022	49998	11500	Grand County Cemetery Maint	22000000	169.04
11/22	11/17/2022	50047	3142	Colonial Flag	22000000	158.40
10/22	10/28/2022	50001	16500	Heber Valley SSD	22000000	157.70



GL Period	Check Issue Date	Check Number	Vendor Number	Payee	Check GL Account	Amount
10/22	10/12/2022	49944	3142	Colonial Flag	22000000	157.52
11/22	11/09/2022	50037	730	NCCI Holdings, Inc.	22000000	146.00
11/22	11/30/2022	50062	20260	High Valley Transit District	22000000	137.50
10/22	10/19/2022	49970	829	Parr Brown Gee & Loveless	22000000	136.50
10/22	10/19/2022	49966	14980	Holladay City	22000000	131.56
10/22	10/12/2022	49933	14750	Weber Mosquito Abatement Dist	22000000	128.75
11/22	11/09/2022	12188346	2093	Steven A.Hansen	22000000	123.71 M
10/22	10/28/2022	49993	3142	Colonial Flag	22000000	110.40
10/22	10/12/2022	49893	16230	Housing Authority of Utah Co	22000000	102.77
10/22	10/12/2022	49923	12840	Summit Mosquito Abatement	22000000	98.99
10/22	10/12/2022	49938	9137	Blomquist Hale Consulting	22000000	92.65
11/22	11/09/2022	50020	9137	Blomquist Hale Consulting	22000000	92.65
10/22	10/12/2022	49955	14190	Tooele County	22000000	87.59
10/22	10/12/2022	49924	14130	Taylor West Weber Water	22000000	83.40
10/22	10/12/2022	49939	1410	Brady T. Loveland	22000000	79.95
11/22	11/09/2022	50021	1410	Brady T. Loveland	22000000	79.95
10/22	10/12/2022	49917	15940	South Utah Valley Animal SSD	22000000	76.98
10/22	10/12/2022	11833273	2093	Steven A.Hansen	22000000	71.40 M
10/22	10/12/2022	49879	10330	Bona Vista Water District	22000000	68.74
10/22	10/19/2022	49969	12290	Manti City	22000000	65.24
10/22	10/19/2022	49964	11400	Garden City Fire District	22000000	57.77
10/22	10/28/2022	49997	11460	Goshen Town	22000000	50.66
10/22	10/12/2022	49888	11430	Genola Town	22000000	50.62
10/22	10/19/2022	49965	11740	Hinckley Town	22000000	50.29
11/22	11/09/2022	50036	30085	Mister Car Wash	22000000	49.00
10/22	10/12/2022	49919	15770	Southwest Mosquito Abatement	22000000	46.79
10/22	10/12/2022	49936	3148	Alarm Control Systems, Inc.	22000000	45.00
11/22	11/09/2022	50018	3148	Alarm Control Systems, Inc.	22000000	45.00
10/22	10/12/2022	49904	17870	Ogden Preparatory Academy	22000000	40.51
10/22	10/12/2022	49934	10990	Western Uintah Basin MAD	22000000	40.19
10/22	10/19/2022	49962	30126	Enable Utah	22000000	35.00
11/22	11/17/2022	50048	30126	Enable Utah	22000000	35.00
10/22	10/12/2022	49927	14380	Uintah Highlands Impr District	22000000	34.20
11/22	11/09/2022	50028	9103	Farr Ice Cream	22000000	32.80
10/22	10/19/2022	49981	14780	Wendover City	22000000	29.50
10/22	10/28/2022	50005	30085	Mister Car Wash	22000000	28.00
10/22	10/12/2022	49911	13310	Roy Water Con Dist	22000000	20.11
11/22	11/09/2022	50031	12150	Leamington Town	22000000	17.21
11/22	11/09/2022	50042	30121	Valley Office Systems	22000000	13.74
10/22	10/19/2022	49963	11280	Ferron City	22000000	13.27
10/22	10/31/2022	888751	1005	CNA Surety	22000000	.00 V
11/22	11/07/2022	49546	12150	Leamington Town	22000000	17.21- V
Grand Totals:		209				2,032,235.02

Summary by General Ledger Account Number

GL Account	Debit	Credit	Proof
11760000	11,791.24	152.30-	11,638.94
11900006	11,521.30	.00	11,521.30
16010000	1,980.00	.00	1,980.00
18000000	272.00	.00	272.00
18500000	1,169,387.00	4,800.00-	1,164,587.00
22000000	26,362.48	2,058,597.50-	2,032,235.02-

GL Account	Debit	Credit	Proof
22510000	33,953.00	.00	33,953.00
24000000	31,624.13	.00	31,624.13
24200000	15,702.56	15,702.56-	.00
24600001	146,844.87	.00	146,844.87
24600007	1,715.00	.00	1,715.00
40-200000	112,525.58	17.21-	112,508.37
40-500000	10,616.95	.00	10,616.95
42-100000	912.00	.00	912.00
42-500000	.00	180.00-	180.00-
42-690000	5,485.92	5,485.92-	.00
5400-2000	125,347.00	.00	125,347.00
5420-4000	82,855.00	.00	82,855.00
5420-5000	22,877.00	.00	22,877.00
6015-0000	7,125.00	.00	7,125.00
6030-0000	55,474.86	.00	55,474.86
6040-0000	3,467.17	.00	3,467.17
6050-0000	831.80	.00	831.80
6050-1000	3,423.78	.00	3,423.78
6050-2000	6,706.53	.00	6,706.53
6050-3000	7,019.79	24.49-	6,995.30
6051-0000	810.95	.00	810.95
6056-0000	1,974.47	.00	1,974.47
6060-2001	2,335.90	.00	2,335.90
6060-2002	309.42	.00	309.42
6060-2003	699.64	.00	699.64
6060-4000	4,014.71	.00	4,014.71
6060-4001	6,947.35	.00	6,947.35
6060-4002	1,183.34	.00	1,183.34
6060-4003	8,253.54	.00	8,253.54
6060-5001	70.00	.00	70.00
6065-0000	249.23	.00	249.23
6075-0000	1,000.00	.00	1,000.00
6075-0100	12,990.25	.00	12,990.25
6075-0200	40,107.00	.00	40,107.00
6075-1000	14,998.83	.00	14,998.83
6075-2100	5,656.42	.00	5,656.42
6075-3000	1,000.00	.00	1,000.00
6080-0000	16,630.43	.00	16,630.43
6087-0000	146.00	.00	146.00
6090-0000	4,497.37	.00	4,497.37
6095-0000	20,569.31	.00	20,569.31
6100-0000	5,454.00	.00	5,454.00
6110-0000	392.20	.00	392.20
6112-0000	33,030.00	.00	33,030.00
6120-0000	4,941.52	.00	4,941.52
6130-0000	876.14	.00	876.14
Grand Totals:	<u>2,084,959.98</u>	<u>2,084,959.98-</u>	<u>.00</u>

GL Account

Debit

Credit

Proof

---

Report Criteria:

Report type: Summary

Bank.Bank Number = 1

---

Report Criteria:

Report type: Summary

Bank.Bank Number = 1

GL Period	Check Issue Date	Check Number	Vendor Number	Payee	Check GL Account	Amount
11/22	11/07/2022	49546	12150	Leamington Town	22000000	17.21- V
10/22	10/12/2022	49878	16130	Benchland Water Dist	22000000	236.58
10/22	10/12/2022	49879	10330	Bona Vista Water District	22000000	68.74
10/22	10/12/2022	49880	16720	Cental Utah 911	22000000	1,551.88
10/22	10/12/2022	49881	10750	Clinton City	22000000	177.81
10/22	10/12/2022	49882	13460	Cottonwood Heights Parks & Rec	22000000	623.72
10/22	10/12/2022	49883	16580	Council on Aging - Golden Age	22000000	243.88
10/22	10/12/2022	49884	10900	Delta City	22000000	365.75
10/22	10/12/2022	49885	17810	Diamond Valley Fire SSD	22000000	1,216.66
10/22	10/12/2022	49886	10960	Duchesne City	22000000	301.89
10/22	10/12/2022	49887	11110	Emery County	22000000	581.16
10/22	10/12/2022	49888	11430	Genola Town	22000000	50.62
10/22	10/12/2022	49889	11490	Grand County	22000000	2,357.75
10/22	10/12/2022	49890	17900	Gunnison Valley Police Dep	22000000	499.55
10/22	10/12/2022	49891	11660	Helper City	22000000	1,127.47
10/22	10/12/2022	49892	16410	Hous Auth of Southeastern UT	22000000	800.32
10/22	10/12/2022	49893	16230	Housing Authority of Utah Co	22000000	102.77
10/22	10/12/2022	49894	11980	Kamas City	22000000	690.16
10/22	10/12/2022	49895	12210	Lindon City	22000000	468.67
10/22	10/12/2022	49896	12230	Logan City	22000000	2,546.94
10/22	10/12/2022	49897	10030	Lone Peak Public Service Dist	22000000	678.48
10/22	10/12/2022	49898	12300	Mantua Town	22000000	389.88
10/22	10/12/2022	49899	12460	Moab City	22000000	287.29
10/22	10/12/2022	49900	12480	Moab Valley Fire Protection	22000000	1,121.54
10/22	10/12/2022	49901	15080	Mountain Reginal Water SSD	22000000	733.21
10/22	10/12/2022	49902	12650	Myton City	22000000	437.44
10/22	10/12/2022	49903	12830	North Summit Fire Protection	22000000	546.19
10/22	10/12/2022	49904	17870	Ogden Preparatory Academy	22000000	40.51
10/22	10/12/2022	49905	15130	Ogden-Weber Applied	22000000	1,715.44
10/22	10/12/2022	49906	12960	Perry City	22000000	2,413.56
10/22	10/12/2022	49907	12960	Perry City	22000000	296.01
10/22	10/12/2022	49908	12970	Pine Meadow Mutual Water Comp	22000000	514.21
10/22	10/12/2022	49909	13200	Riverdale City	22000000	499.84
10/22	10/12/2022	49910	13270	Roosevelt City	22000000	560.10
10/22	10/12/2022	49911	13310	Roy Water Con Dist	22000000	20.11
10/22	10/12/2022	49912	13390	Salt Lake City Mosq Abtmt Dist	22000000	2,308.90
10/22	10/12/2022	49913	13390	Salt Lake City Mosq Abtmt Dist	22000000	6,318.50
10/22	10/12/2022	49914	13660	Saratoga Springs City	22000000	3,056.23
10/22	10/12/2022	49915	15520	SESD	22000000	176.52
10/22	10/12/2022	49916	11520	Solid Waste SSD #1	22000000	821.26
10/22	10/12/2022	49917	15940	South Utah Valley Animal SSD	22000000	76.98
10/22	10/12/2022	49918	13900	Southeastern UT Ass'n of Local	22000000	552.43
10/22	10/12/2022	49919	15770	Southwest Mosquito Abatement	22000000	46.79
10/22	10/12/2022	49920	16110	St. George City	22000000	7,426.82
10/22	10/12/2022	49921	14010	Stansbury Service Agency	22000000	1,014.76
10/22	10/12/2022	49922	14050	SUMMIT COUNTY	22000000	6,137.77
10/22	10/12/2022	49923	12840	Summit Mosquito Abatement	22000000	98.99
10/22	10/12/2022	49924	14130	Taylor West Weber Water	22000000	83.40
10/22	10/12/2022	49925	17340	Timber Lakes Water SSD	22000000	230.55
10/22	10/12/2022	49926	14190	Tooele County	22000000	8,090.10
10/22	10/12/2022	49927	14380	Uintah Highlands Impr District	22000000	34.20
10/22	10/12/2022	49928	14480	Utah County	22000000	3,381.06
10/22	10/12/2022	49929	14510	Utah League of Cities & Towns	22000000	2,317.60

Check Issue Dates: 10/1/22 - 11/30/22

Dec 09, 2022 11:24AM

GL Period	Check Issue Date	Check Number	Vendor Number	Payee	Check GL Account	Amount
10/22	10/12/2022	49930	14660	Wasatch Integrated Wast Mgt	22000000	2,649.57
10/22	10/12/2022	49931	14740	Weber Basin Water	22000000	7,457.98
10/22	10/12/2022	49932	14740	Weber Basin Water	22000000	2,723.95
10/22	10/12/2022	49933	14750	Weber Mosquito Abatement Dist	22000000	128.75
10/22	10/12/2022	49934	10990	Western Uintah Basin MAD	22000000	40.19
10/22	10/12/2022	49935	14910	Woodland Hills City	22000000	308.16
10/22	10/12/2022	49936	3148	Alarm Control Systems, Inc.	22000000	45.00
10/22	10/12/2022	49937	30075	Alliant Insurance Services, In	22000000	1,153,387.00
10/22	10/12/2022	49938	9137	Blomquist Hale Consulting	22000000	92.65
10/22	10/12/2022	49939	1410	Brady T. Loveland	22000000	79.95
10/22	10/12/2022	49940	30056	Britain C Morris	22000000	600.00
10/22	10/12/2022	49941	821	CASELLE INC.	22000000	773.00
10/22	10/12/2022	49942	1229	CCI MECHANICAL SERVICE	22000000	1,083.33
10/22	10/12/2022	49943	30210	CleanTex Commercial Cleaning, Inc.	22000000	2,375.00
10/22	10/12/2022	49944	3142	Colonial Flag	22000000	157.52
10/22	10/12/2022	49945	1312	Constitution State Services	22000000	121,330.00
10/22	10/12/2022	49946	9103	Farr Ice Cream	22000000	242.90
10/22	10/12/2022	49947	3018	First Digital Telecom	22000000	2,360.24
10/22	10/12/2022	49948	99067	Intermountain WorkMed	22000000	272.00
10/22	10/12/2022	49949	3103	Jim Puffer Landscape, Inc.	22000000	3,059.60
10/22	10/12/2022	49950	30060	Lowry & Associates, Inc.	22000000	21,959.25
10/22	10/12/2022	49951	738	PEHP LTD	22000000	655.32
10/22	10/12/2022	49952	3032	State of Utah-Purchasing & Gen	22000000	589.04
10/22	10/12/2022	49953	1225	SWIRE COCA COLA , USA	22000000	1,562.02
10/22	10/12/2022	49954	11146	Taylor-Walker Consulting, LLC	22000000	11,779.00
10/22	10/12/2022	49955	14190	Tooele County	22000000	87.59
10/22	10/12/2022	49956	30121	Valley Office Systems	22000000	235.49
10/22	10/12/2022	49957	1288	WASTE MANAGEMENT OF UT	22000000	591.67
10/22	10/19/2022	49958	30075	Alliant Insurance Services, In	22000000	1,715.00
10/22	10/19/2022	49959	791	Arbinger Institute	22000000	6,697.50
10/22	10/19/2022	49960	15500	David Church	22000000	500.00
10/22	10/19/2022	49961	15640	Emery Water Conservancy Dist.	22000000	852.83
10/22	10/19/2022	49962	30126	Enable Utah	22000000	35.00
10/22	10/19/2022	49963	11280	Ferron City	22000000	13.27
10/22	10/19/2022	49964	11400	Garden City Fire District	22000000	57.77
10/22	10/19/2022	49965	11740	Hinckley Town	22000000	50.29
10/22	10/19/2022	49966	14980	Holladay City	22000000	131.56
10/22	10/19/2022	49967	11870	Hyrum City	22000000	759.10
10/22	10/19/2022	49968	3103	Jim Puffer Landscape, Inc.	22000000	1,745.25
10/22	10/19/2022	49969	12290	Manti City	22000000	65.24
10/22	10/19/2022	49970	829	Parr Brown Gee & Loveless	22000000	136.50
10/22	10/19/2022	49971	30125	PEHP Health & Benefits	22000000	385.58
10/22	10/19/2022	49972	13180	Richmond City	22000000	187.06
10/22	10/19/2022	49973	30194	Robert G. Dotson	22000000	1,000.00
10/22	10/19/2022	49974	9136	Strong & Hanni Law Firm	22000000	1,267.50
10/22	10/19/2022	49975	16560	Uintah Fire Suppression SSD	22000000	866.86
10/22	10/19/2022	49976	14360	UINTAH MAD	22000000	318.08
10/22	10/19/2022	49977	14470	Utah Assn of Special Districts	22000000	1,000.00
10/22	10/19/2022	49978	14470	Utah Assn of Special Districts	22000000	5,000.00
10/22	10/19/2022	49979	14550	Utah Municipal Power Agency	22000000	174.76
10/22	10/19/2022	49980	12002	Vortex Colorado, Inc.	22000000	12,791.99
10/22	10/19/2022	49981	14780	Wendover City	22000000	29.50
10/22	10/24/2022	49982	30041	Bradley M. Powell	22000000	300.00
10/22	10/24/2022	49983	30207	Caroline Rodriguez	22000000	300.00
10/22	10/24/2022	49984	30039	Christopher F. Robinson	22000000	302.50
10/22	10/24/2022	49985	30188	David Zook	22000000	300.00
10/22	10/24/2022	49986	30189	George Thomas Tripp	22000000	345.00

Check Issue Dates: 10/1/22 - 11/30/22

Dec 09, 2022 11:24AM

GL Period	Check Issue Date	Check Number	Vendor Number	Payee	Check GL Account	Amount
10/22	10/24/2022	49987	30043	Ken Neilson	22000000	675.00
10/22	10/24/2022	49988	30118	Robert M. Hale	22000000	322.50
10/22	10/24/2022	49989	3136	Stephanie L. Miller	22000000	388.75
10/22	10/24/2022	49990	17310	Wasatch Front Waste & Recy Dis	22000000	300.00
10/22	10/28/2022	49991	791	Arbinger Institute	22000000	1,710.00
10/22	10/28/2022	49992	185	City of North SL	22000000	504.59
10/22	10/28/2022	49993	3142	Colonial Flag	22000000	110.40
10/22	10/28/2022	49994	11080	Elk Ridge City	22000000	407.13
10/22	10/28/2022	49995	792	Gallagher Benefit Services	22000000	437.00
10/22	10/28/2022	49996	11420	Garland City	22000000	228.63
10/22	10/28/2022	49997	11460	Goshen Town	22000000	50.66
10/22	10/28/2022	49998	11500	Grand County Cemetery Maint	22000000	169.04
10/22	10/28/2022	49999	9133	Hale & Wood, PLLC.	22000000	810.00
10/22	10/28/2022	50000	11640	HEBER CITY	22000000	1,000.00
10/22	10/28/2022	50001	16500	Heber Valley SSD	22000000	157.70
10/22	10/28/2022	50002	11770	Hooper City	22000000	433.87
10/22	10/28/2022	50003	30060	Lowry & Associates, Inc.	22000000	3,063.00
10/22	10/28/2022	50004	12380	Milford City	22000000	294.16
10/22	10/28/2022	50005	30085	Mister Car Wash	22000000	28.00
10/22	10/28/2022	50006	12570	Mountain Green Fire Protection	22000000	601.28
10/22	10/28/2022	50007	16300	North Utah Valley Animal Srvc	22000000	303.61
10/22	10/28/2022	50008	12940	Payson City	22000000	4,922.64
10/22	10/28/2022	50009	731	PEHP Medical	22000000	26,276.12
10/22	10/28/2022	50010	11079	Rocky Mountain Power	22000000	2,335.90
10/22	10/28/2022	50011	2008	Toyota Bountiful	22000000	545.21
10/22	10/28/2022	50012	14390	Uintah Recreation SSD	22000000	1,978.34
10/22	10/28/2022	50013	14580	Vernal City	22000000	1,269.67
10/22	10/28/2022	50014	14580	Vernal City	22000000	3,232.96
10/22	10/28/2022	50015	14930	Woods Cross City	22000000	171.08
11/22	11/03/2022	50016	10880	Davis Community Housing Author	22000000	170.70
11/22	11/03/2022	50017	738	PEHP LTD	22000000	655.52
11/22	11/09/2022	50018	3148	Alarm Control Systems, Inc.	22000000	45.00
11/22	11/09/2022	50019	9051	Aon Risk Services, Inc.	22000000	3,000.00
11/22	11/09/2022	50020	9137	Blomquist Hale Consulting	22000000	92.65
11/22	11/09/2022	50021	1410	Brady T. Loveland	22000000	79.95
11/22	11/09/2022	50022	10480	Carbon County	22000000	206.36
11/22	11/09/2022	50023	821	CASELLE INC.	22000000	773.00
11/22	11/09/2022	50024	10640	Central Utah Counseling Center	22000000	1,205.31
11/22	11/09/2022	50025	30210	CleanTex Commercial Cleaning, Inc.	22000000	5,507.00
11/22	11/09/2022	50026	1312	Constitution State Services	22000000	109,749.00
11/22	11/09/2022	50027	1220	DOMINION ENERGY	22000000	309.42
11/22	11/09/2022	50028	9103	Farr Ice Cream	22000000	32.80
11/22	11/09/2022	50029	11590	GUNNISON CITY	22000000	683.23
11/22	11/09/2022	50030	12060	Kaysville City	22000000	26,309.36
11/22	11/09/2022	50031	12150	Leamington Town	22000000	17.21
11/22	11/09/2022	50032	10030	Lone Peak Public Service Dist	22000000	344.38
11/22	11/09/2022	50033	30060	Lowry & Associates, Inc.	22000000	12,696.00
11/22	11/09/2022	50034	3069	Marshall Industries Inc.	22000000	335.00
11/22	11/09/2022	50035	16770	Military Installation Develop	22000000	5,793.15
11/22	11/09/2022	50036	30085	Mister Car Wash	22000000	49.00
11/22	11/09/2022	50037	730	NCCI Holdings, Inc.	22000000	146.00
11/22	11/09/2022	50038	12830	North Summit Fire Protection	22000000	814.42
11/22	11/09/2022	50039	13190	River Heights City	22000000	495.10
11/22	11/09/2022	50040	3032	State of Utah-Purchasing & Gen	22000000	3,908.33
11/22	11/09/2022	50041	14180	Tooele City	22000000	3,921.79
11/22	11/09/2022	50042	30121	Valley Office Systems	22000000	13.74
11/22	11/09/2022	50043	1288	WASTE MANAGEMENT OF UT	22000000	591.67

GL Period	Check Issue Date	Check Number	Vendor Number	Payee	Check GL Account	Amount
11/22	11/09/2022	50044	14820	West Haven City	22000000	357.56
11/22	11/17/2022	50045	2053	AGRIP	22000000	995.00
11/22	11/17/2022	50046	3142	Colonial Flag	22000000	585.00
11/22	11/17/2022	50047	3142	Colonial Flag	22000000	158.40
11/22	11/17/2022	50048	30126	Enable Utah	22000000	35.00
11/22	11/17/2022	50049	3018	First Digital Telecom	22000000	2,363.66
11/22	11/17/2022	50050	3103	Jim Puffer Landscape, Inc.	22000000	2,142.50
11/22	11/17/2022	50051	12060	Kaysville City	22000000	1,782.09
11/22	11/17/2022	50052	12510	Monticello City	22000000	1,473.28
11/22	11/17/2022	50053	12510	Monticello City	22000000	2,956.84
11/22	11/17/2022	50054	12940	Payson City	22000000	1,176.14
11/22	11/17/2022	50055	13160	Richfield City	22000000	8,216.98
11/22	11/17/2022	50056	13750	SMITHFIELD CITY	22000000	846.69
11/22	11/17/2022	50057	11146	Taylor-Walker Consulting, LLC	22000000	18,251.00
11/22	11/30/2022	50058	30101	American Red Cross	22000000	416.50
11/22	11/30/2022	50059	185	City of North SL	22000000	195.05
11/22	11/30/2022	50060	792	Gallagher Benefit Services	22000000	475.00
11/22	11/30/2022	50061	9133	Hale & Wood, PLLC.	22000000	2,713.50
11/22	11/30/2022	50062	20260	High Valley Transit District	22000000	137.50
11/22	11/30/2022	50063	20260	High Valley Transit District	22000000	296.30
11/22	11/30/2022	50064	30060	Lowry & Associates, Inc.	22000000	15,379.00
11/22	11/30/2022	50065	30203	Pamela S. Gardiol	22000000	700.00
11/22	11/30/2022	50066	30125	PEHP Health & Benefits	22000000	385.58
11/22	11/30/2022	50067	738	PEHP LTD	22000000	655.32
11/22	11/30/2022	50068	731	PEHP Medical	22000000	26,276.12
11/22	11/30/2022	50069	9136	Strong & Hanni Law Firm	22000000	526.50
11/22	11/30/2022	50070	2008	Toyota Bountiful	22000000	225.59
10/22	10/20/2022	180733	30089	Zion's Bank	22000000	4,367.60 M
11/22	11/16/2022	344794	3014	Verizon Wireless	22000000	26,700.08 M
10/22	10/17/2022	373760	786	Utah State Tax Commission	22000000	33,953.00 M
10/22	10/14/2022	718107	1303	NATIONAL LEAGUE OF CITIES	22000000	16,000.00 M
10/22	10/31/2022	888751	1005	CNA Surety	22000000	.00 V
11/22	11/18/2022	1002629	30081	CITI Cards	22000000	26,744.97 M
10/22	10/20/2022	1002702	30081	CITI Cards	22000000	11,990.92 M
11/22	11/18/2022	6318790	30089	Zion's Bank	22000000	2,475.75 M
11/22	11/03/2022	8702226	30075	Alliant Insurance Services, In	22000000	1,800.00 M
10/22	10/12/2022	11833273	2093	Steven A.Hansen	22000000	71.40 M
10/22	10/19/2022	11922473	30177	Sarah Hancock	22000000	219.20 M
10/22	10/25/2022	11984106	30050	UNUM LIFE INSURANCE COMPANY	22000000	73,678.20 M
11/22	11/09/2022	12188346	2093	Steven A.Hansen	22000000	123.71 M
11/22	11/09/2022	12189040	30177	Sarah Hancock	22000000	173.00 M
11/22	11/21/2022	12340559	30050	UNUM LIFE INSURANCE COMPANY	22000000	73,166.67 M

Grand Totals:

2,032,235.02

Summary by General Ledger Account Number

GL Account	Debit	Credit	Proof
11760000	11,791.24	152.30-	11,638.94
11900006	11,521.30	.00	11,521.30
16010000	1,980.00	.00	1,980.00
18000000	272.00	.00	272.00
18500000	1,169,387.00	4,800.00-	1,164,587.00
22000000	26,362.48	2,058,597.50-	2,032,235.02-

GL Account	Debit	Credit	Proof
22510000	33,953.00	.00	33,953.00
24000000	31,624.13	.00	31,624.13
24200000	15,702.56	15,702.56-	.00
24600001	146,844.87	.00	146,844.87
24600007	1,715.00	.00	1,715.00
40-200000	112,525.58	17.21-	112,508.37
40-500000	10,616.95	.00	10,616.95
42-100000	912.00	.00	912.00
42-500000	.00	180.00-	180.00-
42-690000	5,485.92	5,485.92-	.00
5400-2000	125,347.00	.00	125,347.00
5420-4000	82,855.00	.00	82,855.00
5420-5000	22,877.00	.00	22,877.00
6015-0000	7,125.00	.00	7,125.00
6030-0000	55,474.86	.00	55,474.86
6040-0000	3,467.17	.00	3,467.17
6050-0000	831.80	.00	831.80
6050-1000	3,423.78	.00	3,423.78
6050-2000	6,706.53	.00	6,706.53
6050-3000	7,019.79	24.49-	6,995.30
6051-0000	810.95	.00	810.95
6056-0000	1,974.47	.00	1,974.47
6060-2001	2,335.90	.00	2,335.90
6060-2002	309.42	.00	309.42
6060-2003	699.64	.00	699.64
6060-4000	4,014.71	.00	4,014.71
6060-4001	6,947.35	.00	6,947.35
6060-4002	1,183.34	.00	1,183.34
6060-4003	8,253.54	.00	8,253.54
6060-5001	70.00	.00	70.00
6065-0000	249.23	.00	249.23
6075-0000	1,000.00	.00	1,000.00
6075-0100	12,990.25	.00	12,990.25
6075-0200	40,107.00	.00	40,107.00
6075-1000	14,998.83	.00	14,998.83
6075-2100	5,656.42	.00	5,656.42
6075-3000	1,000.00	.00	1,000.00
6080-0000	16,630.43	.00	16,630.43
6087-0000	146.00	.00	146.00
6090-0000	4,497.37	.00	4,497.37
6095-0000	20,569.31	.00	20,569.31
6100-0000	5,454.00	.00	5,454.00
6110-0000	392.20	.00	392.20
6112-0000	33,030.00	.00	33,030.00
6120-0000	4,941.52	.00	4,941.52
6130-0000	876.14	.00	876.14
Grand Totals:	<u>2,084,959.98</u>	<u>2,084,959.98-</u>	<u>.00</u>



GL Account

Debit

Credit

Proof

---

Report Criteria:

Report type: Summary

Bank.Bank Number = 1

---

**CSS General Liability & Auto Liability Disbursements  
Oct 2022 to Nov 2022 - By Check Amount**

Client Code	Organization Code	Adjusting Office	State	Claim Designator	Policy Effective Date	Policy Number	Line	Claim Number	Payment Type	Claimant Name	Loss Date	Charge Date	Check Number	Check Amount
BH4	14480002	602	UT	LR	01/01/2021	306T6216	GL	FQL7780	C	SPENCER JOSEPH	03/16/2021	11/28/2022	68097313	545,000.00
BH4	16140003	028	UT	LR	01/01/2019	306T6216	GL	FPA4684	C	ATKIN FREDRICK J	12/27/2019	10/31/2022	68077313	400,001.51
BH4	12810ALX	602	UT	AB	01/01/2021	306T6228	AL	FTG7121	C	VU-MIMS THY H	10/16/2021	10/13/2022	68065087	383,000.00
BH4	15320005	028	UT	LR	01/01/2020	306T6216	GL	FPA8811	C	BURY HALEY	08/12/2020	11/04/2022	68081762	205,000.00
BH4	12810ALX	602	UT	AB	01/01/2021	306T6228	AL	FTG7121	C	VU-MIMS THY H	10/16/2021	10/13/2022	68064879	120,000.00
BH4	14480022	028	UT	LR	01/01/2014	306T6216	GL	ESG4808	E	FINLINSON GEORGE	07/29/2014	10/21/2022	68070880	74,449.31
BH4	15320GLX	028	UT	LR	01/01/2021	306T6216	GL	FRW0148	C	TRAVELLER BRUCE F	03/03/2021	11/08/2022	68082896	37,500.00
BH4	15320GLX	028	UT	LR	01/01/2021	306T6216	GL	FRW0148	C	TRAVELLER BRUCE F	03/03/2021	11/08/2022	68082897	37,500.00
BH4	14480002	028	UT	LR	01/01/2019	306T6216	GL	FQL9595	C	ROY MICHAEL	01/31/2019	11/23/2022	68094679	37,000.00
BH4	12810ALX	602	UT	AB	01/01/2021	306T6228	AL	FTG7121	C	VU-MIMS THY H	10/16/2021	10/13/2022	68064880	30,000.00
BH4	16250030	028	UT	LR	01/01/2018	306T6216	GL	FTG1027	E	JAMES AARON	05/29/2018	10/12/2022	68062628	21,167.18
BH4	16250030	028	UT	LR	01/01/2018	306T6216	GL	FTG1027	E	JAMES AARON	05/29/2018	10/12/2022	68062627	19,872.13
BH4	11690007	028	UT	AB	01/01/2022	306T6228	AL	A2H3836	C	MIHLFEITH JAMIE	06/21/2022	11/09/2022	02402858	19,062.37
BH4	11690GLX	028	UT	LR	01/01/2018	306T6216	GL	A2H8141	E	BRENT GORDON	08/24/2018	10/17/2022	68066364	15,597.50
BH4	15320005	028	UT	LR	01/01/2020	306T6216	GL	FPA8811	E	BURY HALEY	08/12/2020	11/08/2022	68083056	14,728.40
BH4	14480022	028	UT	LR	01/01/2014	306T6216	GL	ESG4808	E	FINLINSON GEORGE	07/29/2014	10/03/2022	68056317	13,325.00
BH4	16250020	028	UT	LR	01/01/2021	306T6216	GL	A2H3258	E	JONES OSCAR	05/05/2021	10/27/2022	68076049	12,915.80
BH4	12230004018	028	UT	LR	01/01/2020	306T6216	GL	FQL1206	E	ECHAVARRIA ANGEL	06/16/2020	11/09/2022	68083763	12,117.50
BH4	14480001	028	UT	AB	01/01/2021	306T6228	AL	FTG9895	E	SPENCER JOSEPH	03/16/2021	11/03/2022	68081126	11,918.75
BH4	15320005	028	UT	LR	01/01/2020	306T6216	GL	FPA8811	E	BURY HALEY	08/12/2020	11/09/2022	68083762	11,567.50
BH4	12460007	609	UT	LR	01/01/2021	306T6216	GL	A2H6505	E	PETITO GABRIELLE	08/12/2021	11/17/2022	68091826	11,297.50
BH4	12230004018	028	UT	LR	01/01/2020	306T6216	GL	FQL1206	E	ECHAVARRIA ANGEL	06/16/2020	10/20/2022	68070374	10,858.50
BH4	13200007	028	UT	LR	01/01/2019	306T6216	GL	FPA4687	C	ATKIN FREDERICK J	12/27/2019	11/11/2022	68087057	10,000.00
BH4	11690GLX	028	UT	LR	01/01/2018	306T6216	GL	A2H8141	E	BRENT GORDON	08/24/2018	10/17/2022	68065996	9,402.50
BH4	14190013	028	UT	LR	01/01/2018	306T6216	GL	FKP2396	C	BERLIN AMY M	03/15/2018	10/10/2022	68061427	9,000.00
BH4	13050	028	UT	LR	01/01/2017	306T6216	GL	FKP5700	E	/CRS CONSULTING	01/01/2017	10/11/2022	68062017	7,928.84
BH4	13050	028	UT	LR	01/01/2017	306T6216	GL	FKP5700	E	/CRS CONSULTING	01/01/2017	11/22/2022	68094074	7,607.18
BH4	14480022	028	UT	LR	01/01/2014	306T6216	GL	ESG4808	E	FINLINSON GEORGE	07/29/2014	10/03/2022	68056307	7,568.21
BH4	14480022042	028	UT	LR	01/01/2021	306T6216	GL	FTG6883	E	CASTRO PEDRO	08/11/2021	11/08/2022	68082867	7,177.11
BH4	16670	028	UT	LR	01/01/2020	306T6216	GL	FMW4407	E	NADELBERG ROBERT	02/13/2020	11/30/2022	68098840	6,633.50
BH4	13980006001	028	UT	LR	01/01/2022	306T6216	GL	A2H3301	E	FULLER DAVID-AND-	06/13/2022	10/03/2022	68056289	6,359.00
BH4	14480	028	UT	LR	01/01/2017	306T6216	GL	FKP5582	E	RODRIGUEZ NEREIDA	11/22/2017	11/30/2022	68099290	6,020.00
BH4	16250030	028	UT	LR	01/01/2020	306T6216	GL	FMW8078	E	BRUCE NATALIE	04/16/2020	10/11/2022	68062014	5,866.50
BH4	14850	028	UT	AD	01/01/2022	306T6228	AL	FWT0414	C	KAYLEY WOLK	10/03/2022	11/02/2022	00630140	5,680.44
BH4	14480022	028	UT	PP	01/01/2022	306T6228	AL	A2H2906	C	DANIEL NAY	06/08/2022	11/07/2022	68082081	5,656.51
BH4	14190005	028	UT	LR	01/01/2021	306T6216	GL	FQL9399	E	/STATE STREET PAR	04/29/2021	11/10/2022	68086337	5,350.25

**CSS General Liability & Auto Liability Disbursements  
Oct 2022 to Nov 2022 - By Check Amount**

Client Code	Organization Code	Adjusting Office	State	Claim Designator	Policy Effective Date	Policy Number	Line	Claim Number	Payment Type	Claimant Name	Loss Date	Charge Date	Check Number	Check Amount
BH4	12670	028	UT	LR	01/01/2019	306T6216	GL	FWT0438	E	DARRELL C BLOOMQU	12/30/2019	11/30/2022	68099285	5,041.50
BH4	14000	028	UT	LR	01/01/2022	306T6216	GL	A2H8302	C	MEGAN KILPATRICK	08/28/2022	10/12/2022	68062257	5,000.00
BH4	13010	028	UT	LR	01/01/2021	306T6216	GL	A2H0544	C	MARSHA A PRICE	10/21/2021	10/13/2022	68064828	5,000.00
BH4	10330	028	UT	LR	01/01/2022	306T6216	GL	A2H1144	C	JAIMEE FONOTISATE	05/07/2022	10/25/2022	68071855	5,000.00
BH4	13750GLX	028	UT	LR	01/01/2022	306T6216	GL	A2H9014	C	LEGLER NEAL	09/16/2022	11/08/2022	00633455	5,000.00
BH4	11550	028	UT	LR	01/01/2022	306T6216	GL	A2H7546	C	DIANE ALLEN	08/20/2022	11/09/2022	68083284	5,000.00
BH4	11550	028	UT	LR	01/01/2022	306T6216	GL	FWT1918	C	DIANE ALLEN	08/11/2022	11/14/2022	68087266	5,000.00
BH4	13750GLX	028	UT	LR	01/01/2022	306T6216	GL	A2H9024	C	MICHAEL MASON	09/16/2022	11/15/2022	68087841	5,000.00
BH4	13750GLX	028	UT	LR	01/01/2022	306T6216	GL	A2H9024	C	MICHAEL MASON	09/16/2022	11/15/2022	68087842	5,000.00
BH4	13750GLX	028	UT	LR	01/01/2022	306T6216	GL	A2H9014	C	LEGLER NEAL	09/16/2022	11/23/2022	68096964	5,000.00
BH4	14190018	028	UT	LR	01/01/2020	306T6216	GL	FTG4274	E	ANDERSON GREG	08/12/2020	10/07/2022	68060789	4,989.00
BH4	16250030	028	UT	LR	01/01/2020	306T6216	GL	FMW8078	E	BRUCE NATALIE	04/16/2020	11/08/2022	68082866	4,976.46
BH4	16190	028	UT	LR	01/01/2022	306T6216	GL	FSL5286	E	/BITTER BEAN COFF	01/13/2022	11/11/2022	68087056	4,936.03
BH4	11640GLX	028	UT	LR	01/01/2022	306T6216	GL	FWT0891	C	LYNN MASON	10/14/2022	11/14/2022	68087265	4,854.85
BH4	14580010	028	UT	LR	01/01/2018	306T6216	GL	FMW0589	E	THOMAS DARIN	05/05/2018	10/18/2022	68067014	4,736.50
BH4	14480002	028	UT	LR	01/01/2019	306T6216	GL	FQL9595	E	ROY MICHAEL	01/31/2019	11/10/2022	68086338	4,677.50
BH4	16080GLX	028	UT	LR	01/01/2021	306T6216	GL	A2H2833	E	ARMENTA JORGE	11/19/2021	11/16/2022	68089099	4,639.50
BH4	13200007	028	UT	LR	01/01/2019	306T6216	GL	FPA4687	E	ATKIN FREDERICK J	12/27/2019	11/08/2022	68082798	4,485.00
BH4	17820	028	UT	LR	01/01/2019	306T6216	GL	FKP8826	E	HURLBUT NATHAN	05/17/2019	10/18/2022	68067013	4,465.00
BH4	13980009	028	UT	LR	01/01/2022	306T6216	GL	FWT1794	C	/SPRINGVILLE COMM	07/12/2022	11/10/2022	68086034	4,218.99
BH4	11570	028	UT	LR	01/01/2022	306T6216	GL	A2H9903	C	GREG VETERE	10/02/2022	10/24/2022	68071189	3,853.31
BH4	12230003015	028	UT	LR	01/01/2019	306T6216	GL	FPA2400	E	MILLER ERNEST	06/24/2019	11/08/2022	68083055	3,770.00
BH4	14580010	028	UT	LR	01/01/2018	306T6216	GL	FMW0589	E	THOMAS DARIN	05/05/2018	11/08/2022	68083054	3,602.50
BH4	17310PRX	028	UT	AD	01/01/2022	306T6228	AL	A2H5787	C	/GARY REICH	07/20/2022	10/26/2022	68075494	3,600.00
BH4	12460007	609	UT	LR	01/01/2021	306T6216	GL	A2H6505	E	PETITO GABRIELLE	08/12/2021	10/13/2022	68065131	3,587.50
BH4	13300	028	UT	LR	01/01/2018	306T6216	GL	FEX4303	E	ROGERS BRAXTON	02/05/2018	11/15/2022	68088113	3,544.00
BH4	15320005	028	UT	LR	01/01/2020	306T6216	GL	FPA8811	E	BURY HALEY	08/12/2020	11/08/2022	68082906	3,375.00
BH4	17310GLX	028	UT	AD	01/01/2022	306T6228	AL	A2H9405	C	SUZANNE PLUMB	09/15/2022	10/27/2022	68075618	3,303.06
BH4	14480022042	028	UT	PP	01/01/2020	306T6228	AL	FWT2160	M	JESSE GOMEZ	09/14/2020	11/18/2022	68092358	3,191.73
BH4	14480GLX	028	UT	LR	01/01/2022	306T6216	GL	A2H8146	C	BILL L BECK	08/22/2022	10/07/2022	68060397	3,185.78
BH4	14190GLX	028	UT	LR	01/01/2021	306T6216	GL	FTG7319	E	PHILLIPS NICK	11/04/2021	10/31/2022	68077312	3,148.70
BH4	15320005	028	UT	LR	01/01/2020	306T6216	GL	FPA8811	E	BURY HALEY	08/12/2020	10/18/2022	68067016	3,102.50
BH4	17310005	028	UT	AB	01/01/2020	306T6228	AL	FLW8134	E	MUIR SUZANNE	03/16/2020	10/31/2022	68077197	3,001.00
BH4	13750004	028	UT	AB	01/01/2022	306T6228	AL	FTG3895	C	HALL COLTON	01/06/2022	10/26/2022	68073091	3,000.00
BH4	10600	028	UT	LR	01/01/2022	306T6216	GL	A2H9821	E	/OMNISIGHT	09/23/2022	11/30/2022	68101087	2,900.00
BH4	16250030	028	UT	LR	01/01/2020	306T6216	GL	FMW8078	E	BRUCE NATALIE	04/16/2020	10/11/2022	68062013	2,841.00

**CSS General Liability & Auto Liability Disbursements  
Oct 2022 to Nov 2022 - By Check Amount**

Client Code	Organization Code	Adjusting Office	State	Claim Designator	Policy Effective Date	Policy Number	Line	Claim Number	Payment Type	Claimant Name	Loss Date	Charge Date	Check Number	Check Amount
BH4	13750GLX	028	UT	LR	01/01/2022	306T6216	GL	A2H9014	C	LEGLER NEAL	09/16/2022	11/09/2022	68083285	2,777.00
BH4	16250030	028	UT	LR	01/01/2020	306T6216	GL	FMW8078	E	BRUCE NATALIE	04/16/2020	10/11/2022	68061888	2,762.27
BH4	11830010	028	UT	LR	01/01/2019	306T6216	GL	FLU3274	E	/BENZER DEVELOPME	09/19/2019	11/30/2022	68101054	2,717.50
BH4	14580	602	UT	LR	01/01/2007	306T6197	GL	ESP8789	E	MURRAY TODD	04/01/2007	11/10/2022	68086172	2,630.05
BH4	14260ALX	028	UT	AD	01/01/2022	306T6228	AL	A2H9067	C	JASON NELSON	09/19/2022	10/05/2022	68059725	2,526.13
BH4	16140003	028	UT	LR	01/01/2019	306T6216	GL	FPA4684	E	ATKIN FREDRICK J	12/27/2019	10/21/2022	68070999	2,509.50
BH4	14680002	028	UT	LR	01/01/2022	306T6216	GL	FWT2246	C	DARLENE MOODY	10/11/2022	11/28/2022	68097117	2,480.74
BH4	12230004018	028	UT	LR	01/01/2020	306T6216	GL	FQL1206	E	ECHEVARRIA ANGEL	06/16/2020	10/10/2022	68061299	2,400.00
BH4	14190GLX	028	UT	LR	01/01/2019	306T6216	GL	FQL7100	E	/ERDA COMMUNITY A	12/04/2019	11/30/2022	68099292	2,400.00
BH4	12810GLX	028	UT	LR	01/01/2017	306T6216	GL	A2H6796	E	ROGER CAMPBELL	08/31/2017	10/13/2022	68065049	2,388.00
BH4	10600	028	UT	LR	01/01/2022	306T6216	GL	A2H9821	E	/OMNISIGHT	09/23/2022	11/30/2022	68099282	2,381.50
BH4	15280	028	UT	AD	01/01/2022	306T6228	AL	A2H8920	C	DAVID COULOMBE	07/27/2022	10/19/2022	68067343	2,123.70
BH4	UTXXX	028	UT	LR	01/01/2022	306T6216	GL	A2H2912	E	MARK L HIGLEY	05/17/2022	10/18/2022	68066939	2,096.00
BH4	NO HIT	028	UT	AD	01/01/2022	306T6228	AL	F9C3631	C	CHRIS COCKAYNE	10/28/2022	11/16/2022	00639107	1,946.13
BH4	14480002	602	UT	LR	01/01/2021	306T6216	GL	FQL7780	E	SPENCER JOSEPH	03/16/2021	11/23/2022	68094702	1,938.50
BH4	13750GLX	028	UT	LR	01/01/2022	306T6216	GL	A2H9014	C	LEGLER NEAL	09/16/2022	11/23/2022	00643887	1,758.00
BH4	16250030	028	UT	LR	01/01/2020	306T6216	GL	FMW8078	E	BRUCE NATALIE	04/16/2020	11/08/2022	68083052	1,733.00
BH4	12420	028	UT	LR	01/01/2018	306T6216	GL	FMW9421	E	/MILLVILLE-NIBLEY	02/15/2018	10/04/2022	68057012	1,606.41
BH4	16140003	028	UT	LR	01/01/2019	306T6216	GL	FPA4684	E	ATKIN FREDRICK J	12/27/2019	10/21/2022	68070906	1,500.00
BH4	14680002	028	UT	LR	01/01/2019	306T6216	GL	FKP5905	E	LEEDS COURTNEY	06/25/2019	11/11/2022	68087059	1,475.00
BH4	16620	028	UT	LR	01/01/2020	306T6216	GL	FPA7747	E	/LOWE LAND TK, LL	03/09/2020	10/27/2022	68076050	1,460.00
BH4	13660GLX	028	UT	LR	01/01/2021	306T6216	GL	FQL8940	E	FERRON MIGUEL	03/28/2021	11/11/2022	68086987	1,449.00
BH4	11560001	028	UT	LR	01/01/2021	306T6216	GL	FQL9539	E	NASH ADAM	04/23/2021	11/30/2022	68099293	1,412.50
BH4	14480ALX	028	UT	AD	01/01/2022	306T6228	AL	FWT0661	C	/E&K PROPERTIES,	01/21/2022	10/26/2022	68072669	1,378.75
BH4	14930ALX	028	UT	AD	01/01/2022	306T6228	AL	A2H8811	C	AREGAY NEBIYAT	09/02/2022	10/27/2022	02398405	1,346.04
BH4	17820	028	UT	LR	01/01/2019	306T6216	GL	FKP8826	E	HURLBUT NATHAN	05/17/2019	11/10/2022	68086336	1,282.50
BH4	12810	028	UT	LR	01/01/2014	306T6216	GL	E1E6877	E	UTRILLA DAVID	08/05/2014	10/13/2022	68065129	1,275.00
BH4	14910	028	UT	LR	01/01/2022	306T6216	GL	A2H3423	E	FUJA TANNIN	06/16/2022	11/30/2022	68099288	1,240.00
BH4	12180	028	UT	LR	01/01/2019	306T6216	GL	FRW2274	E	ROYER DANIEL	09/08/2019	10/14/2022	68065716	1,228.50
BH4	11560001	028	UT	LR	01/01/2021	306T6216	GL	FQL9539	E	NASH ADAM	04/23/2021	10/31/2022	68077309	1,217.50
BH4	13300	028	UT	LR	01/01/2018	306T6216	GL	FEX4303	E	ROGERS BRAXTON	02/05/2018	10/11/2022	68061809	1,184.00
BH4	14910	028	UT	LR	01/01/2022	306T6216	GL	A2H6654	E	FUJA TANNIN	05/11/2022	10/31/2022	68077306	1,155.00
BH4	12230002007	028	UT	AD	01/01/2022	306T6228	AL	A2H9563	C	KAYE MALLORY	09/26/2022	10/10/2022	68061014	1,111.62
BH4	11250	028	UT	AD	01/01/2022	306T6228	AL	A2I0956	C	RANDY MARRIOTT CO	06/09/2022	11/07/2022	68081959	1,104.84
BH4	16250030	028	UT	LR	01/01/2018	306T6216	GL	FTG1027	E	JAMES AARON	05/29/2018	10/11/2022	68062019	1,082.46
BH4	14480002	028	UT	LR	01/01/2017	306T6216	GL	FQL7728	E	LEYVA YOLANDA-LET	03/14/2017	11/23/2022	68094700	1,039.50

**CSS General Liability & Auto Liability Disbursements  
Oct 2022 to Nov 2022 - By Check Amount**

Client Code	Organization Code	Adjusting Office	State	Claim Designator	Policy Effective Date	Policy Number	Line	Claim Number	Payment Type	Claimant Name	Loss Date	Charge Date	Check Number	Check Amount
BH4	20120	028	UT	LR	01/01/2022	306T6216	GL	FWT2595	C	BURKE PERRETT	10/10/2022	11/18/2022	68092035	967.50
BH4	16190	028	UT	LR	01/01/2022	306T6216	GL	A2H3881	E	WRYE RICHARD	06/06/2022	10/27/2022	68075969	922.00
BH4	16190	028	UT	LR	01/01/2022	306T6216	GL	A2H3881	E	WRYE RICHARD	06/06/2022	11/30/2022	68098868	922.00
BH4	306T5220CSSC	028	UT	LR	01/01/2021	306T6425	GL	FWT1012	E	TANNIN FUJA	04/14/2021	10/27/2022	68076045	897.00
BH4	13200007	028	UT	LR	01/01/2019	306T6216	GL	FPA4687	E	ATKIN FREDERICK J	12/27/2019	10/07/2022	68060600	841.00
BH4	14580010	028	UT	LR	01/01/2018	306T6216	GL	FMW0589	E	THOMAS DARIN	05/05/2018	10/11/2022	68062020	827.43
BH4	16250030	602	UT	LR	01/01/2018	306T6216	GL	FKP2777	E	JAMES ZANE	05/29/2018	10/14/2022	68065786	797.50
BH4	16140003	028	UT	LR	01/01/2019	306T6216	GL	FPA4684	E	ATKIN FREDRICK J	12/27/2019	10/20/2022	68070373	797.50
BH4	306T5220CSSC	028	UT	LR	01/01/2021	306T6425	GL	FWT0974	E	/STATE STREET PAR	04/29/2021	10/27/2022	68076042	780.00
BH4	306T5220CSSC	028	UT	LR	01/01/2022	306T6425	GL	FWT1481	E	/BLUERIBBON COALI	01/31/2022	11/02/2022	68078645	780.00
BH4	11950	028	UT	LR	01/01/2021	306T6216	GL	FTG4037	E	HATCH HOWARD	10/13/2021	11/04/2022	68081761	765.00
BH4	16190	028	UT	LR	01/01/2022	306T6216	GL	F9C2882	E	PAUL A CLEVERLEY	05/19/2022	11/30/2022	68099287	765.00
BH4	14140GLX	028	UT	LR	01/01/2021	306T6216	GL	A2H4230	E	WALL SPENCER	10/30/2021	11/23/2022	68094696	756.00
BH4	306T5220CSSC	028	UT	LR	01/01/2022	306T6425	GL	FWT3058	E	PAUL CLEVERLEY	05/19/2022	11/30/2022	68099298	721.50
BH4	14910	028	UT	LR	01/01/2021	306T6216	GL	FRW6551	E	FUJA TANNIN	06/01/2021	11/30/2022	68099296	710.00
BH4	306T5220CSSC	028	UT	LR	01/01/2022	306T6425	GL	FWT1053	E	NICK PHILLIPS	04/05/2022	10/26/2022	68073456	702.00
BH4	14500GLX	028	UT	LR	01/01/2022	306T6216	GL	A2H2865	C	CARSON SHAUNA	06/04/2022	10/18/2022	68067019	677.01
BH4	14480002	028	UT	LR	01/01/2017	306T6216	GL	FQL7728	E	LEYVA YOLANDA-LET	03/14/2017	10/13/2022	68065052	661.50
BH4	14300ALX	028	UT	AD	01/01/2022	306T6228	AL	A2H9660	C	DEVAN HEATON	09/27/2022	10/07/2022	68060398	648.65
BH4	14480002	028	UT	LR	01/01/2019	306T6216	GL	FQL9595	E	ROY MICHAEL	01/31/2019	10/11/2022	68062018	645.50
BH4	306T5220CSSC	028	UT	LR	01/01/2022	306T6425	GL	FWT1042	E	/WDG WASHINGTON,	07/20/2022	10/27/2022	68076046	624.00
BH4	306T5220CSSC	028	UT	LR	01/01/2018	306T6425	GL	FWT1448	E	GORDON BRENT	08/24/2018	11/01/2022	68077990	624.00
BH4	12230003015	028	UT	LR	01/01/2019	306T6216	GL	FPA2400	E	MILLER ERNEST	06/24/2019	10/18/2022	68067015	614.50
BH4	15530004	028	UT	PP	01/01/2019	306T6228	AL	FLU1689	E	MILLER MARIA	08/30/2019	11/30/2022	68098870	600.00
BH4	14940	028	UT	LR	01/01/2021	306T6216	GL	FTG1668	E	BROWN MIKEL R	07/20/2021	11/30/2022	68098878	597.00
BH4	11490GLX	028	UT	LR	01/01/2022	306T6216	GL	FTG7324	E	/BLUERIBBON COALI	01/31/2022	11/30/2022	68099284	568.50
BH4	14850	028	UT	AD	01/01/2022	306T6228	AL	FWT0414	C	WOLK KAYLEY	10/03/2022	11/16/2022	02405215	565.88
BH4	306T5220CSSC	028	UT	LR	01/01/2022	306T6425	GL	FWT3047	E	ADAM NASH	08/30/2022	11/29/2022	68098178	565.50
BH4	306T5220CSSC	028	UT	LR	01/01/2022	306T6425	GL	FWT1272	E	WRYE RICHARD	06/06/2022	11/01/2022	68077987	546.00
BH4	14480002	028	UT	LR	01/01/2021	306T6425	GL	FRW1575	E	MICHAEL LOFTUS	04/10/2021	11/23/2022	33519072	545.00
BH4	11830009	028	UT	LR	01/01/2020	306T6216	GL	FQL2275	E	BLACKMORE DANYALE	01/06/2020	10/13/2022	68065051	544.00
BH4	17310005	028	UT	AB	01/01/2020	306T6228	AL	FLW8134	E	MUIR SUZANNE	03/16/2020	11/30/2022	68098871	535.50
BH4	14140006	028	UT	LR	01/01/2021	306T6216	GL	FWT0554	E	ABRIANA D VIGIL	02/19/2021	11/30/2022	68099286	532.50
BH4	306T5220CSSC	028	UT	LR	01/01/2017	306T6425	GL	FWT1229	E	YOLANDA-LETICIA L	03/14/2017	10/28/2022	68076620	526.50
BH4	306T6197CSSS	028	UT	LR	01/01/2022	306T6425	GL	FWT1382	E	HILL ROBERT T	02/18/2022	11/01/2022	68077988	526.50
BH4	11570	028	UT	LR	01/01/2022	306T6216	GL	A2H9904	C	KEVIN MARSHALL	09/30/2022	11/22/2022	68093549	515.65
BH4	306T5220CSSC	028	UT	LR	01/01/2018	306T6425	GL	FWT0971	E	/BENZER DEVELOPME	07/23/2018	10/27/2022	68076041	507.00
BH4	13510GLX	028	UT	LR	01/01/2021	306T6216	GL	FRW4235	C	SIMPSON HEATHER V	07/02/2021	10/06/2022	68059875	500.00

**CSS General Liability & Auto Liability Disbursements  
Oct 2022 to Nov 2022 - By Check Amount**

Client Code	Organization Code	Adjusting Office	State	Claim Designator	Policy Effective Date	Policy Number	Line	Claim Number	Payment Type	Claimant Name	Loss Date	Charge Date	Check Number	Check Amount
BH4	11690007	028	UT	AB	01/01/2022	306T6228	AL	A2H3836	C	MIHLFEITH JAMIE	06/21/2022	11/18/2022	68092028	500.00
BH4	16080GLX	028	UT	LR	01/01/2021	306T6216	GL	A2H2833	E	ARMENTA JORGE	11/19/2021	10/20/2022	68070372	496.42
BH4	15530004	028	UT	PP	01/01/2019	306T6228	AL	FLU1689	E	MILLER MARIA	08/30/2019	10/24/2022	68071519	472.50
BH4	12460001	028	UT	LR	01/01/2020	306T6216	GL	A2H9533	E	/BLUERIBBON COALI	10/20/2020	11/30/2022	68098869	472.50
BH4	14930ALX	028	UT	AD	01/01/2022	306T6228	AL	A2H8811	C	AREGAY NEBIYAT	09/02/2022	10/31/2022	68076840	443.31
BH4	12810ALX	602	UT	AB	01/01/2021	306T6228	AL	FTG7121	E	VU-MIMS THY H	10/16/2021	10/12/2022	68062553	441.00
BH4	16620	028	UT	LR	01/01/2020	306T6216	GL	FPA7747	E	/LOWE LAND TK, LL	03/09/2020	11/30/2022	68099300	440.00
BH4	14940	028	UT	LR	01/01/2021	306T6216	GL	FTG1668	E	BROWN MIKEL R	07/20/2021	10/31/2022	68077199	409.50
BH4	14480002	602	UT	LR	01/01/2021	306T6216	GL	FQL7780	E	SPENCER JOSEPH	03/16/2021	10/12/2022	68062552	378.00
BH4	13350	028	UT	AD	01/01/2022	306T6228	AL	A2H6340	C	ARMANDO FREGOSO	08/04/2022	10/20/2022	68069966	375.38
BH4	306T5220CSSC	028	UT	LR	01/01/2022	306T6425	GL	FWT1058	E	TONY LITSTER	07/19/2022	10/26/2022	68073457	370.50
BH4	13160001	028	UT	LR	01/01/2020	306T6216	GL	FPA9355	E	MCARTHUR GAI	11/03/2020	10/31/2022	68077308	357.50
BH4	14600	028	UT	LR	01/01/2020	306T6216	GL	FSL5076	E	BROWN CLAUDIA S	12/04/2020	10/13/2022	68065054	346.50
BH4	10430	028	UT	LR	01/01/2020	306T6216	GL	FPA7043	E	REATH DOUGLAS	09/06/2020	10/24/2022	68071520	346.50
BH4	15320GLX	028	UT	LR	01/01/2021	306T6216	GL	FRW0148	E	TRAVELLER BRUCE F	03/03/2021	10/10/2022	68061308	325.00
BH4	16250040	028	UT	LR	01/01/2019	306T6425	GL	FRW0686	E	GRINSELL KATHLEEN	09/18/2019	11/08/2022	68083053	297.50
BH4	14910	028	UT	LR	01/01/2022	306T6216	GL	A2H6654	E	FUJA TANNIN	05/11/2022	11/30/2022	68099289	280.00
BH4	12230003015	028	UT	LR	01/01/2019	306T6216	GL	FPA2400	E	MILLER ERNEST	06/24/2019	11/28/2022	68097478	252.40
BH4	16250030	602	UT	LR	01/01/2018	306T6216	GL	FKP2777	E	JAMES ZANE	05/29/2018	11/17/2022	68091824	247.50
BH4	16190	028	UT	LR	01/01/2022	306T6216	GL	FSL5286	E	/BITTER BEAN COFF	01/13/2022	10/20/2022	68070375	242.50
BH4	306T5220CSSC	028	UT	LR	01/01/2022	306T6425	GL	FWT1459	E	FESTAVAN NENNA	07/11/2022	11/01/2022	68077989	234.00
BH4	14480003001	028	UT	LR	01/01/2022	306T6216	GL	FTG8437	E	ORTEN JENNIFER	02/16/2022	10/12/2022	68062551	220.50
BH4	14830	028	UT	LR	01/01/2020	306T6216	GL	FMW7420	E	TAYLOR JADE W	03/31/2020	11/23/2022	68094699	220.50
BH4	UTXXX	028	UT	LR	01/01/2022	306T6216	GL	A2H2912	E	HIGLEY MARK L	05/17/2022	11/28/2022	68097420	220.50
BH4	306T5220CSSC	028	UT	LR	01/01/2022	306T6425	GL	FWT1069	E	ERIC E GEORGI	07/12/2022	10/27/2022	68076048	214.50
BH4	14680002	028	UT	LR	01/01/2019	306T6216	GL	FKP5905	E	LEEDS COURTNEY	06/25/2019	11/30/2022	68099299	200.00
BH4	11660GLX	028	UT	LR	01/01/2020	306T6216	GL	A2H3885	E	SOTO ELESHA M	03/01/2020	10/10/2022	68061305	189.00
BH4	14140GLX	028	UT	LR	01/01/2021	306T6216	GL	A2H4230	E	WALL SPENCER	10/30/2021	10/11/2022	68061950	189.00
BH4	306T5220CSSC	028	UT	LR	01/01/2022	306T6425	GL	FWT1060	E	LYLA A SPENCER	08/17/2022	10/27/2022	68076047	175.50
BH4	306T6197CSSS	028	UT	LR	01/01/2020	306T6425	GL	FWT2967	E	CARL WIMMER	12/09/2020	11/28/2022	68097503	175.50
BH4	14190013	028	UT	LR	01/01/2018	306T6216	GL	FKP2396	E	BERLIN AMY M	03/15/2018	11/11/2022	68087055	175.00
BH4	13270	028	UT	LR	01/01/2016	306T6216	GL	E7V9916	E	OLSEN JOEL	07/27/2016	11/28/2022	68097502	175.00
BH4	14480GLX	028	UT	LR	01/01/2022	306T6216	GL	A2H8146	C	BECK BILL L	08/22/2022	11/29/2022	68097957	170.73
BH4	14240	028	UT	LR	01/01/2021	306T6216	GL	FRW5702	E	DUDLESTON COLLEEN	03/03/2021	10/13/2022	68065053	157.50
BH4	14830	028	UT	LR	01/01/2020	306T6216	GL	FMW7420	E	TAYLOR JADE W	03/31/2020	11/23/2022	68094698	157.50
BH4	17770	028	UT	LR	01/01/2021	306T6216	GL	FTG3482	E	MARTINEZ DIANA D	06/18/2021	10/17/2022	68066369	150.00
BH4	14050GLX	028	UT	LR	01/01/2021	306T6216	GL	FQL4640	E	/RESORT CENTER AS	02/12/2021	11/15/2022	68088352	150.00
BH4	14910	028	UT	LR	01/01/2021	306T6216	GL	FRW6084	E	FUJA TANNIN	04/14/2021	11/30/2022	68099295	150.00
BH4	12940GLX	028	UT	LR	01/01/2022	306T6425	GL	A2H0316	E	WILSON ANGELA	02/17/2022	11/30/2022	68101086	140.00

**CSS General Liability & Auto Liability Disbursements  
Oct 2022 to Nov 2022 - By Check Amount**

Client Code	Organization Code	Adjusting Office	State	Claim Designator	Policy Effective Date	Policy Number	Line	Claim Number	Payment Type	Claimant Name	Loss Date	Charge Date	Check Number	Check Amount
BH4	14480002	028	UT	LR	01/01/2019	306T6216	GL	FQL9595	E	ROY MICHAEL	01/31/2019	11/30/2022	68099294	137.50
BH4	12230004019	028	UT	AB	01/01/2020	306T6228	AL	FQL1310	E	GORING WYATT	02/22/2020	10/13/2022	68065050	126.00
BH4	12460001	028	UT	LR	01/01/2020	306T6216	GL	A2H9533	E	/BLUERIBBON COALI	10/20/2020	10/27/2022	68075970	126.00
BH4	11490GLX	028	UT	LR	01/01/2022	306T6216	GL	FTG7324	E	/BLUERIBBON COALI	01/31/2022	10/27/2022	68075971	126.00
BH4	12230004019	028	UT	AB	01/01/2020	306T6228	AL	FQL1310	E	GORING WYATT	02/22/2020	11/29/2022	68098074	126.00
BH4	14190013	028	UT	LR	01/01/2018	306T6216	GL	FKP2396	E	BERLIN AMY M	03/15/2018	10/18/2022	68067012	125.00
BH4	14910	028	UT	LR	01/01/2022	306T6216	GL	A2H3423	E	FUJA TANNIN	06/16/2022	10/31/2022	68077305	125.00
BH4	12230003014	028	UT	AB	01/01/2022	306T6228	AL	A2H5749	C	LOPEZ VICTOR	07/26/2022	11/21/2022	68092752	124.00
BH4	14500GLX	028	UT	LR	01/01/2022	306T6216	GL	A2H2865	C	CARSON SHAUNA	06/04/2022	11/11/2022	68087058	122.08
BH4	12940012	028	UT	LR	01/01/2022	306T6216	GL	A2H7973	E	TIMOTHY C MCMAHON	08/01/2022	10/28/2022	68076546	117.00
BH4	16670	028	UT	LR	01/01/2021	306T6216	GL	FQL9728	E	/MUSTANG DEVELOPE	04/12/2021	10/26/2022	68072663	110.50
BH4	14190GLX	028	UT	LR	01/01/2019	306T6216	GL	FQL7100	E	/ERDA COMMUNITY A	12/04/2019	10/17/2022	68066368	100.00
BH4	306T6197CSSS	028	UT	LR	01/01/2022	306T6425	GL	FWT2978	E	/BLUERIBBON COALI	01/31/2022	11/28/2022	68097504	97.50
BH4	11950	028	UT	LR	01/01/2021	306T6216	GL	FTG4037	E	HATCH HOWARD	10/13/2021	10/10/2022	68061434	96.00
BH4	13790	028	UT	LR	01/01/2021	306T6216	GL	FQL6836	E	FLETCHER MARC	02/25/2021	10/24/2022	68071521	94.50
BH4	12810ALX	602	UT	AB	01/01/2021	306T6228	AL	FTG7121	E	VU-MIMS THY H	10/16/2021	11/23/2022	68094703	94.50
BH4	12810GLX	028	UT	LR	01/01/2017	306T6216	GL	A2H6796	E	CAMPBELL ROGER	08/31/2017	11/23/2022	68094697	94.50
BH4	12810GLX	028	UT	LR	01/01/2017	306T6216	GL	A2H6796	E	CAMPBELL ROGER	08/31/2017	11/29/2022	68098072	94.50
BH4	12600GLX	028	UT	LR	01/01/2021	306T6216	GL	FWT1575	E	RICHARD J HILTBRU	06/02/2021	11/29/2022	68098075	94.50
BH4	14930GLX	028	UT	LR	01/01/2020	306T6216	GL	FTG5804	E	MARTIN TRAVIS	10/11/2020	11/30/2022	68098879	94.50
BH4	12230003015	028	UT	LR	01/01/2019	306T6216	GL	FPA2400	E	MILLER ERNEST	06/24/2019	11/28/2022	02408242	79.65
BH4	306T5220CSSC	028	UT	LR	01/01/2021	306T6425	GL	FWT0980	E	ADAM NASH	04/23/2021	10/27/2022	68076043	78.00
BH4	12420	028	UT	LR	01/01/2020	306T6216	GL	FRW5165	E	/IMAGINE DEVELOPM	06/16/2020	11/28/2022	68097422	63.00
BH4	12490	028	UT	LR	01/01/2022	306T6216	GL	A2H7215	E	LYLA R SPENCER	04/28/2022	11/29/2022	68098073	63.00
BH4	10430	028	UT	LR	01/01/2020	306T6216	GL	FPA7043	E	REATH DOUGLAS	09/06/2020	11/30/2022	68098873	63.00
BH4	13790	028	UT	LR	01/01/2021	306T6216	GL	FQL6836	E	FLETCHER MARC	02/25/2021	11/30/2022	68098875	63.00
BH4	13020007	028	UT	LR	01/01/2017	306T6216	GL	FLU0671	E	THAYNE TRENT	12/17/2017	11/30/2022	68099291	55.00
BH4	17310ALX	028	UT	AD	01/01/2022	306T6228	AL	FTG8046	C	/ALTUS DEVELOPMEN	03/15/2022	11/10/2022	68086220	54.59
BH4	14480GLX	028	UT	LR	01/01/2020	306T6216	GL	FRW2280	E	BARKER STEVEN	09/22/2020	10/07/2022	68060702	52.50
BH4	14910	028	UT	LR	01/01/2021	306T6216	GL	FRW6084	E	FUJA TANNIN	04/14/2021	10/31/2022	68077310	50.00
BH4	10480020	028	UT	LR	01/01/2021	306T6216	GL	A2H6887	E	MARTINEZ BERLINDA	09/29/2021	10/18/2022	68067018	48.10
BH4	16190	028	UT	LR	01/01/2021	306T6216	GL	A2H5775	E	/LAND DEVELOPMENT	10/27/2021	10/10/2022	68061306	47.25
BH4	16190	028	UT	LR	01/01/2021	306T6216	GL	A2H5919	E	/LAND DEVELOPMENT	10/27/2021	10/10/2022	68061307	47.25
BH4	15320001	028	UT	LR	01/01/2018	306T6216	GL	FPA9732	E	LAKHUMNA VIVEK	05/11/2018	11/30/2022	68099283	43.50
BH4	12180	028	UT	LR	01/01/2020	306T6216	GL	FRW2211	E	BARKER STEVEN	09/22/2020	11/23/2022	68097051	42.00
BH4	14480GLX	028	UT	LR	01/01/2020	306T6216	GL	FRW2280	E	BARKER STEVEN	09/22/2020	11/30/2022	68098876	42.00
BH4	13660GLX	028	UT	LR	01/01/2020	306T6216	GL	FRW3409	E	BARKER STEVEN	09/22/2020	11/30/2022	68098877	42.00
BH4	306T5220CSSC	028	UT	LR	01/01/2019	306T6425	GL	FWT0986	E	KATHLEEN GRINSELL	09/18/2019	10/27/2022	68076044	39.00
BH4	15320001	028	UT	LR	01/01/2018	306T6216	GL	FRW4426	E	ROWLAND DWAYNE T	11/01/2018	10/10/2022	68061310	31.50

**CSS General Liability & Auto Liability Disbursements  
Oct 2022 to Nov 2022 - By Check Amount**

Client Code	Organization Code	Adjusting Office	State	Claim Designator	Policy Effective Date	Policy Number	Line	Claim Number	Payment Type	Claimant Name	Loss Date	Charge Date	Check Number	Check Amount
BH4	12180	028	UT	LR	01/01/2021	306T6216	GL	FRW5054	E	CHASE DUANE	07/30/2021	10/14/2022	68065717	31.50
BH4	12180	028	UT	PP	01/01/2019	306T6228	AL	FKF8553	E	MOYER SHAYLA	09/04/2019	10/24/2022	68071518	31.50
BH4	11370	028	UT	LR	01/01/2019	306T6216	GL	FSL8024	E	BELL JOSEPH	11/05/2019	11/07/2022	68082331	31.50
BH4	12180	028	UT	PP	01/01/2019	306T6228	AL	FKF8553	E	MOYER SHAYLA	09/04/2019	11/23/2022	68097050	31.50
BH4	14600	028	UT	LR	01/01/2020	306T6216	GL	FSL5076	E	BROWN CLAUDIA S	12/04/2020	11/23/2022	68094701	31.50
BH4	17820	028	UT	LR	01/01/2021	306T6216	GL	FRW4140	E	HACKETT JARED	06/30/2021	11/28/2022	68097421	31.50
BH4	14190008	028	UT	AB	01/01/2020	306T6228	AL	FMW5358	E	ALLRED KIM	02/25/2020	11/30/2022	68098872	31.50
BH4	14480GLX	028	UT	LR	01/01/2022	306T6216	GL	A2H2463	E	MILLER SCOTT	03/27/2022	11/30/2022	68098867	31.50
BH4	12360ALX	028	UT	LR	01/01/2019	306T6216	GL	FPA8370	E	CARSON VICTOR G	10/22/2019	11/30/2022	68098874	31.50
BH4	16080GLX	028	UT	LR	01/01/2021	306T6216	GL	FTG5269	E	DONER GWENDOLYN	04/19/2021	11/30/2022	68099297	31.00
BH4	16080GLX	028	UT	LR	01/01/2021	306T6216	GL	FTG5269	E	DONER GWENDOLYN	04/19/2021	11/08/2022	68083057	27.50
BH4	14910	028	UT	LR	01/01/2021	306T6216	GL	FRW6551	E	FUJA TANNIN	06/01/2021	10/31/2022	68077311	25.00
BH4	14050GLX	028	UT	LR	01/01/2021	306T6216	GL	FQL4640	E	/RESORT CENTER AS	02/12/2021	11/14/2022	68087640	25.00
BH4	14480GLX	028	UT	LR	01/01/2020	306T6216	GL	FRW2280	E	BARKER STEVEN	09/22/2020	10/10/2022	68061309	21.00
BH4	12180	028	UT	LR	01/01/2020	306T6216	GL	FRW2211	E	BARKER STEVEN	09/22/2020	10/24/2022	68071522	21.00
BH4	13660GLX	028	UT	LR	01/01/2020	306T6216	GL	FRW3409	E	BARKER STEVEN	09/22/2020	10/31/2022	68077198	21.00
BH4	14480026	028	UT	LR	01/01/2017	306T6216	GL	FCU4384	E	GRAVES GREG	08/01/2017	10/31/2022	68077307	18.00
BH4	14850	028	UT	AD	01/01/2022	306T6228	AL	FWT0414	C	WOLK KAYLEY	10/03/2022	11/30/2022	63757062	(259.87)
<b>Total</b>													<b>242</b>	<b>\$ 2,398,296.45</b>



**CSS General Liability & Auto Liability Disbursements  
Oct 2022 to Nov 2022 - By Check Number**

Client Code	Organization Code	Adjusting Office	State	Claim Designator	Policy Effective Date	Policy Number	Line	Claim Number	Payment Type	Claimant Name	Loss Date	Charge Date	Check Number	Check Amount
BH4	14850	028	UT	AD	01/01/2022	306T6228	AL	FWT0414	C	KAYLEY WOLK	10/03/2022	11/02/2022	00630140	5,680.44
BH4	13750GLX	028	UT	LR	01/01/2022	306T6216	GL	A2H9014	C	LEGLER NEAL	09/16/2022	11/08/2022	00633455	5,000.00
BH4	NO HIT	028	UT	AD	01/01/2022	306T6228	AL	F9C3631	C	CHRIS COCKAYNE	10/28/2022	11/16/2022	00639107	1,946.13
BH4	13750GLX	028	UT	LR	01/01/2022	306T6216	GL	A2H9014	C	LEGLER NEAL	09/16/2022	11/23/2022	00643887	1,758.00
BH4	14930ALX	028	UT	AD	01/01/2022	306T6228	AL	A2H8811	C	AREGAY NEBIYAT	09/02/2022	10/27/2022	02398405	1,346.04
BH4	11690007	028	UT	AB	01/01/2022	306T6228	AL	A2H3836	C	MIHLFEITH JAMIE	06/21/2022	11/09/2022	02402858	19,062.37
BH4	14850	028	UT	AD	01/01/2022	306T6228	AL	FWT0414	C	WOLK KAYLEY	10/03/2022	11/16/2022	02405215	565.88
BH4	12230003015	028	UT	LR	01/01/2019	306T6216	GL	FPA2400	E	MILLER ERNEST	06/24/2019	11/28/2022	02408242	79.65
BH4	14480002	028	UT	LR	01/01/2021	306T6425	GL	FRW1575	E	MICHAEL LOFTUS	04/10/2021	11/23/2022	33519072	545.00
BH4	14850	028	UT	AD	01/01/2022	306T6228	AL	FWT0414	C	WOLK KAYLEY	10/03/2022	11/30/2022	63757062	(259.87)
BH4	13980006001	028	UT	LR	01/01/2022	306T6216	GL	A2H3301	E	FULLER DAVID-AND-	06/13/2022	10/03/2022	68056289	6,359.00
BH4	14480022	028	UT	LR	01/01/2014	306T6216	GL	ESG4808	E	FINLINSON GEORGE	07/29/2014	10/03/2022	68056307	7,568.21
BH4	14480022	028	UT	LR	01/01/2014	306T6216	GL	ESG4808	E	FINLINSON GEORGE	07/29/2014	10/03/2022	68056317	13,325.00
BH4	12420	028	UT	LR	01/01/2018	306T6216	GL	FMW9421	E	/MILLVILLE-NIBLEY	02/15/2018	10/04/2022	68057012	1,606.41
BH4	14260ALX	028	UT	AD	01/01/2022	306T6228	AL	A2H9067	C	JASON NELSON	09/19/2022	10/05/2022	68059725	2,526.13
BH4	13510GLX	028	UT	LR	01/01/2021	306T6216	GL	FRW4235	C	SIMPSON HEATHER V	07/02/2021	10/06/2022	68059875	500.00
BH4	14480GLX	028	UT	LR	01/01/2022	306T6216	GL	A2H8146	C	BILL L BECK	08/22/2022	10/07/2022	68060397	3,185.78
BH4	14300ALX	028	UT	AD	01/01/2022	306T6228	AL	A2H9660	C	DEVAN HEATON	09/27/2022	10/07/2022	68060398	648.65
BH4	13200007	028	UT	LR	01/01/2019	306T6216	GL	FPA4687	E	ATKIN FREDERICK J	12/27/2019	10/07/2022	68060600	841.00
BH4	14480GLX	028	UT	LR	01/01/2020	306T6216	GL	FRW2280	E	BARKER STEVEN	09/22/2020	10/07/2022	68060702	52.50
BH4	14190018	028	UT	LR	01/01/2020	306T6216	GL	FTG4274	E	ANDERSON GREG	08/12/2020	10/07/2022	68060789	4,989.00
BH4	12230002007	028	UT	AD	01/01/2022	306T6228	AL	A2H9563	C	KAYE MALLORY	09/26/2022	10/10/2022	68061014	1,111.62
BH4	12230004018	028	UT	LR	01/01/2020	306T6216	GL	FQL1206	E	ECHEVARRIA ANGEL	06/16/2020	10/10/2022	68061299	2,400.00
BH4	11660GLX	028	UT	LR	01/01/2020	306T6216	GL	A2H3885	E	SOTO ELESHA M	03/01/2020	10/10/2022	68061305	189.00
BH4	16190	028	UT	LR	01/01/2021	306T6216	GL	A2H5775	E	/LAND DEVELOPMENT	10/27/2021	10/10/2022	68061306	47.25
BH4	16190	028	UT	LR	01/01/2021	306T6216	GL	A2H5919	E	/LAND DEVELOPMENT	10/27/2021	10/10/2022	68061307	47.25
BH4	15320GLX	028	UT	LR	01/01/2021	306T6216	GL	FRW0148	E	TRAVELLER BRUCE F	03/03/2021	10/10/2022	68061308	325.00
BH4	14480GLX	028	UT	LR	01/01/2020	306T6216	GL	FRW2280	E	BARKER STEVEN	09/22/2020	10/10/2022	68061309	21.00
BH4	15320001	028	UT	LR	01/01/2018	306T6216	GL	FRW4426	E	ROWLAND DWAYNE T	11/01/2018	10/10/2022	68061310	31.50
BH4	14190013	028	UT	LR	01/01/2018	306T6216	GL	FKP2396	C	BERLIN AMY M	03/15/2018	10/10/2022	68061427	9,000.00
BH4	11950	028	UT	LR	01/01/2021	306T6216	GL	FTG4037	E	HATCH HOWARD	10/13/2021	10/10/2022	68061434	96.00
BH4	13300	028	UT	LR	01/01/2018	306T6216	GL	FEX4303	E	ROGERS BRAXTON	02/05/2018	10/11/2022	68061809	1,184.00
BH4	16250030	028	UT	LR	01/01/2020	306T6216	GL	FMW8078	E	BRUCE NATALIE	04/16/2020	10/11/2022	68061888	2,762.27
BH4	14140GLX	028	UT	LR	01/01/2021	306T6216	GL	A2H4230	E	WALL SPENCER	10/30/2021	10/11/2022	68061950	189.00
BH4	16250030	028	UT	LR	01/01/2020	306T6216	GL	FMW8078	E	BRUCE NATALIE	04/16/2020	10/11/2022	68062013	2,841.00
BH4	16250030	028	UT	LR	01/01/2020	306T6216	GL	FMW8078	E	BRUCE NATALIE	04/16/2020	10/11/2022	68062014	5,866.50

**CSS General Liability & Auto Liability Disbursements  
Oct 2022 to Nov 2022 - By Check Number**

Client Code	Organization Code	Adjusting Office	State	Claim Designator	Policy Effective Date	Policy Number	Line	Claim Number	Payment Type	Claimant Name	Loss Date	Charge Date	Check Number	Check Amount
BH4	13050	028	UT	LR	01/01/2017	306T6216	GL	FKP5700	E	/CRS CONSULTING	01/01/2017	10/11/2022	68062017	7,928.84
BH4	14480002	028	UT	LR	01/01/2019	306T6216	GL	FQL9595	E	ROY MICHAEL	01/31/2019	10/11/2022	68062018	645.50
BH4	16250030	028	UT	LR	01/01/2018	306T6216	GL	FTG1027	E	JAMES AARON	05/29/2018	10/11/2022	68062019	1,082.46
BH4	14580010	028	UT	LR	01/01/2018	306T6216	GL	FMW0589	E	THOMAS DARIN	05/05/2018	10/11/2022	68062020	827.43
BH4	14000	028	UT	LR	01/01/2022	306T6216	GL	A2H8302	C	MEGAN KILPATRICK	08/28/2022	10/12/2022	68062257	5,000.00
BH4	14480003001	028	UT	LR	01/01/2022	306T6216	GL	FTG8437	E	ORTEN JENNIFER	02/16/2022	10/12/2022	68062551	220.50
BH4	14480002	602	UT	LR	01/01/2021	306T6216	GL	FQL7780	E	SPENCER JOSEPH	03/16/2021	10/12/2022	68062552	378.00
BH4	12810ALX	602	UT	AB	01/01/2021	306T6228	AL	FTG7121	E	VU-MIMS THY H	10/16/2021	10/12/2022	68062553	441.00
BH4	16250030	028	UT	LR	01/01/2018	306T6216	GL	FTG1027	E	JAMES AARON	05/29/2018	10/12/2022	68062627	19,872.13
BH4	16250030	028	UT	LR	01/01/2018	306T6216	GL	FTG1027	E	JAMES AARON	05/29/2018	10/12/2022	68062628	21,167.18
BH4	13010	028	UT	LR	01/01/2021	306T6216	GL	A2H0544	C	MARSHA A PRICE	10/21/2021	10/13/2022	68064828	5,000.00
BH4	12810ALX	602	UT	AB	01/01/2021	306T6228	AL	FTG7121	C	VU-MIMS THY H	10/16/2021	10/13/2022	68064879	120,000.00
BH4	12810ALX	602	UT	AB	01/01/2021	306T6228	AL	FTG7121	C	VU-MIMS THY H	10/16/2021	10/13/2022	68064880	30,000.00
BH4	12810GLX	028	UT	LR	01/01/2017	306T6216	GL	A2H6796	E	ROGER CAMPBELL	08/31/2017	10/13/2022	68065049	2,388.00
BH4	12230004019	028	UT	AB	01/01/2020	306T6228	AL	FQL1310	E	GORING WYATT	02/22/2020	10/13/2022	68065050	126.00
BH4	11830009	028	UT	LR	01/01/2020	306T6216	GL	FQL2275	E	BLACKMORE DANYALE	01/06/2020	10/13/2022	68065051	544.00
BH4	14480002	028	UT	LR	01/01/2017	306T6216	GL	FQL7728	E	LEYVA YOLANDA-LET	03/14/2017	10/13/2022	68065052	661.50
BH4	14240	028	UT	LR	01/01/2021	306T6216	GL	FRW5702	E	DUDLESTON COLLEEN	03/03/2021	10/13/2022	68065053	157.50
BH4	14600	028	UT	LR	01/01/2020	306T6216	GL	FSL5076	E	BROWN CLAUDIA S	12/04/2020	10/13/2022	68065054	346.50
BH4	12810ALX	602	UT	AB	01/01/2021	306T6228	AL	FTG7121	C	VU-MIMS THY H	10/16/2021	10/13/2022	68065087	383,000.00
BH4	12810	028	UT	LR	01/01/2014	306T6216	GL	E1E6877	E	UTRILLA DAVID	08/05/2014	10/13/2022	68065129	1,275.00
BH4	12460007	609	UT	LR	01/01/2021	306T6216	GL	A2H6505	E	PETITO GABRIELLE	08/12/2021	10/13/2022	68065131	3,587.50
BH4	12180	028	UT	LR	01/01/2019	306T6216	GL	FRW2274	E	ROYER DANIEL	09/08/2019	10/14/2022	68065716	1,228.50
BH4	12180	028	UT	LR	01/01/2021	306T6216	GL	FRW5054	E	CHASE DUANE	07/30/2021	10/14/2022	68065717	31.50
BH4	16250030	602	UT	LR	01/01/2018	306T6216	GL	FKP2777	E	JAMES ZANE	05/29/2018	10/14/2022	68065786	797.50
BH4	11690GLX	028	UT	LR	01/01/2018	306T6216	GL	A2H8141	E	BRENT GORDON	08/24/2018	10/17/2022	68065996	9,402.50
BH4	11690GLX	028	UT	LR	01/01/2018	306T6216	GL	A2H8141	E	BRENT GORDON	08/24/2018	10/17/2022	68066364	15,597.50
BH4	14190GLX	028	UT	LR	01/01/2019	306T6216	GL	FQL7100	E	/ERDA COMMUNITY A	12/04/2019	10/17/2022	68066368	100.00
BH4	17770	028	UT	LR	01/01/2021	306T6216	GL	FTG3482	E	MARTINEZ DIANA D	06/18/2021	10/17/2022	68066369	150.00
BH4	UTXXX	028	UT	LR	01/01/2022	306T6216	GL	A2H2912	E	MARK L HIGLEY	05/17/2022	10/18/2022	68066939	2,096.00
BH4	14190013	028	UT	LR	01/01/2018	306T6216	GL	FKP2396	E	BERLIN AMY M	03/15/2018	10/18/2022	68067012	125.00
BH4	17820	028	UT	LR	01/01/2019	306T6216	GL	FKP8826	E	HURLBUT NATHAN	05/17/2019	10/18/2022	68067013	4,465.00
BH4	14580010	028	UT	LR	01/01/2018	306T6216	GL	FMW0589	E	THOMAS DARIN	05/05/2018	10/18/2022	68067014	4,736.50
BH4	12230003015	028	UT	LR	01/01/2019	306T6216	GL	FPA2400	E	MILLER ERNEST	06/24/2019	10/18/2022	68067015	614.50
BH4	15320005	028	UT	LR	01/01/2020	306T6216	GL	FPA8811	E	BURY HALEY	08/12/2020	10/18/2022	68067016	3,102.50
BH4	10480020	028	UT	LR	01/01/2021	306T6216	GL	A2H6887	E	MARTINEZ BERLINDA	09/29/2021	10/18/2022	68067018	48.10

**CSS General Liability & Auto Liability Disbursements  
Oct 2022 to Nov 2022 - By Check Number**

Client Code	Organization Code	Adjusting Office	State	Claim Designator	Policy Effective Date	Policy Number	Line	Claim Number	Payment Type	Claimant Name	Loss Date	Charge Date	Check Number	Check Amount
BH4	14500GLX	028	UT	LR	01/01/2022	306T6216	GL	A2H2865	C	CARSON SHAUNA	06/04/2022	10/18/2022	68067019	677.01
BH4	15280	028	UT	AD	01/01/2022	306T6228	AL	A2H8920	C	DAVID COULOMBE	07/27/2022	10/19/2022	68067343	2,123.70
BH4	13350	028	UT	AD	01/01/2022	306T6228	AL	A2H6340	C	ARMANDO FREGOSO	08/04/2022	10/20/2022	68069966	375.38
BH4	16080GLX	028	UT	LR	01/01/2021	306T6216	GL	A2H2833	E	ARMENTA JORGE	11/19/2021	10/20/2022	68070372	496.42
BH4	16140003	028	UT	LR	01/01/2019	306T6216	GL	FPA4684	E	ATKIN FREDRICK J	12/27/2019	10/20/2022	68070373	797.50
BH4	12230004018	028	UT	LR	01/01/2020	306T6216	GL	FQL1206	E	ECHAVARRIA ANGEL	06/16/2020	10/20/2022	68070374	10,858.50
BH4	16190	028	UT	LR	01/01/2022	306T6216	GL	FSL5286	E	/BITTER BEAN COFF	01/13/2022	10/20/2022	68070375	242.50
BH4	14480022	028	UT	LR	01/01/2014	306T6216	GL	ESG4808	E	FINLINSON GEORGE	07/29/2014	10/21/2022	68070880	74,449.31
BH4	16140003	028	UT	LR	01/01/2019	306T6216	GL	FPA4684	E	ATKIN FREDRICK J	12/27/2019	10/21/2022	68070906	1,500.00
BH4	16140003	028	UT	LR	01/01/2019	306T6216	GL	FPA4684	E	ATKIN FREDRICK J	12/27/2019	10/21/2022	68070999	2,509.50
BH4	11570	028	UT	LR	01/01/2022	306T6216	GL	A2H9903	C	GREG VETERE	10/02/2022	10/24/2022	68071189	3,853.31
BH4	12180	028	UT	PP	01/01/2019	306T6228	AL	FKF8553	E	MOYER SHAYLA	09/04/2019	10/24/2022	68071518	31.50
BH4	15530004	028	UT	PP	01/01/2019	306T6228	AL	FLU1689	E	MILLER MARIA	08/30/2019	10/24/2022	68071519	472.50
BH4	10430	028	UT	LR	01/01/2020	306T6216	GL	FPA7043	E	REATH DOUGLAS	09/06/2020	10/24/2022	68071520	346.50
BH4	13790	028	UT	LR	01/01/2021	306T6216	GL	FQL6836	E	FLETCHER MARC	02/25/2021	10/24/2022	68071521	94.50
BH4	12180	028	UT	LR	01/01/2020	306T6216	GL	FRW2211	E	BARKER STEVEN	09/22/2020	10/24/2022	68071522	21.00
BH4	10330	028	UT	LR	01/01/2022	306T6216	GL	A2H1144	C	JAIMEE FONOTISATE	05/07/2022	10/25/2022	68071855	5,000.00
BH4	16670	028	UT	LR	01/01/2021	306T6216	GL	FQL9728	E	/MUSTANG DEVELOPE	04/12/2021	10/26/2022	68072663	110.50
BH4	14480ALX	028	UT	AD	01/01/2022	306T6228	AL	FWT0661	C	/E&K PROPERTIES,	01/21/2022	10/26/2022	68072669	1,378.75
BH4	13750004	028	UT	AB	01/01/2022	306T6228	AL	FTG3895	C	HALL COLTON	01/06/2022	10/26/2022	68073091	3,000.00
BH4	306T5220CSSC	028	UT	LR	01/01/2022	306T6425	GL	FWT1053	E	NICK PHILLIPS	04/05/2022	10/26/2022	68073456	702.00
BH4	306T5220CSSC	028	UT	LR	01/01/2022	306T6425	GL	FWT1058	E	TONY LITSTER	07/19/2022	10/26/2022	68073457	370.50
BH4	17310PRX	028	UT	AD	01/01/2022	306T6228	AL	A2H5787	C	/GARY REICH	07/20/2022	10/26/2022	68075494	3,600.00
BH4	17310GLX	028	UT	AD	01/01/2022	306T6228	AL	A2H9405	C	SUZANNE PLUMB	09/15/2022	10/27/2022	68075618	3,303.06
BH4	16190	028	UT	LR	01/01/2022	306T6216	GL	A2H3881	E	WRYE RICHARD	06/06/2022	10/27/2022	68075969	922.00
BH4	12460001	028	UT	LR	01/01/2020	306T6216	GL	A2H9533	E	/BLUERIBBON COALI	10/20/2020	10/27/2022	68075970	126.00
BH4	11490GLX	028	UT	LR	01/01/2022	306T6216	GL	FTG7324	E	/BLUERIBBON COALI	01/31/2022	10/27/2022	68075971	126.00
BH4	306T5220CSSC	028	UT	LR	01/01/2018	306T6425	GL	FWT0971	E	/BENZER DEVELOPME	07/23/2018	10/27/2022	68076041	507.00
BH4	306T5220CSSC	028	UT	LR	01/01/2021	306T6425	GL	FWT0974	E	/STATE STREET PAR	04/29/2021	10/27/2022	68076042	780.00
BH4	306T5220CSSC	028	UT	LR	01/01/2021	306T6425	GL	FWT0980	E	ADAM NASH	04/23/2021	10/27/2022	68076043	78.00
BH4	306T5220CSSC	028	UT	LR	01/01/2019	306T6425	GL	FWT0986	E	KATHLEEN GRINSELL	09/18/2019	10/27/2022	68076044	39.00
BH4	306T5220CSSC	028	UT	LR	01/01/2021	306T6425	GL	FWT1012	E	TANNIN FUJA	04/14/2021	10/27/2022	68076045	897.00
BH4	306T5220CSSC	028	UT	LR	01/01/2022	306T6425	GL	FWT1042	E	/WDG WASHINGTON,	07/20/2022	10/27/2022	68076046	624.00
BH4	306T5220CSSC	028	UT	LR	01/01/2022	306T6425	GL	FWT1060	E	LYLA A SPENCER	08/17/2022	10/27/2022	68076047	175.50
BH4	306T5220CSSC	028	UT	LR	01/01/2022	306T6425	GL	FWT1069	E	ERIC E GEORGI	07/12/2022	10/27/2022	68076048	214.50
BH4	16250020	028	UT	LR	01/01/2021	306T6216	GL	A2H3258	E	JONES OSCAR	05/05/2021	10/27/2022	68076049	12,915.80

**CSS General Liability & Auto Liability Disbursements  
Oct 2022 to Nov 2022 - By Check Number**

Client Code	Organization Code	Adjusting Office	State	Claim Designator	Policy Effective Date	Policy Number	Line	Claim Number	Payment Type	Claimant Name	Loss Date	Charge Date	Check Number	Check Amount
BH4	16620	028	UT	LR	01/01/2020	306T6216	GL	FPA7747	E	/LOWE LAND TK, LL	03/09/2020	10/27/2022	68076050	1,460.00
BH4	12940012	028	UT	LR	01/01/2022	306T6216	GL	A2H7973	E	TIMOTHY C MCMAHON	08/01/2022	10/28/2022	68076546	117.00
BH4	306T5220CSSC	028	UT	LR	01/01/2017	306T6425	GL	FWT1229	E	YOLANDA-LETICIA L	03/14/2017	10/28/2022	68076620	526.50
BH4	14930ALX	028	UT	AD	01/01/2022	306T6228	AL	A2H8811	C	AREGAY NEBIYAT	09/02/2022	10/31/2022	68076840	443.31
BH4	17310005	028	UT	AB	01/01/2020	306T6228	AL	FLW8134	E	MUIR SUZANNE	03/16/2020	10/31/2022	68077197	3,001.00
BH4	13660GLX	028	UT	LR	01/01/2020	306T6216	GL	FRW3409	E	BARKER STEVEN	09/22/2020	10/31/2022	68077198	21.00
BH4	14940	028	UT	LR	01/01/2021	306T6216	GL	FTG1668	E	BROWN MIKEL R	07/20/2021	10/31/2022	68077199	409.50
BH4	14910	028	UT	LR	01/01/2022	306T6216	GL	A2H3423	E	FUJA TANNIN	06/16/2022	10/31/2022	68077305	125.00
BH4	14910	028	UT	LR	01/01/2022	306T6216	GL	A2H6654	E	FUJA TANNIN	05/11/2022	10/31/2022	68077306	1,155.00
BH4	14480026	028	UT	LR	01/01/2017	306T6216	GL	FCU4384	E	GRAVES GREG	08/01/2017	10/31/2022	68077307	18.00
BH4	13160001	028	UT	LR	01/01/2020	306T6216	GL	FPA9355	E	MCARTHUR GAI	11/03/2020	10/31/2022	68077308	357.50
BH4	11560001	028	UT	LR	01/01/2021	306T6216	GL	FQL9539	E	NASH ADAM	04/23/2021	10/31/2022	68077309	1,217.50
BH4	14910	028	UT	LR	01/01/2021	306T6216	GL	FRW6084	E	FUJA TANNIN	04/14/2021	10/31/2022	68077310	50.00
BH4	14910	028	UT	LR	01/01/2021	306T6216	GL	FRW6551	E	FUJA TANNIN	06/01/2021	10/31/2022	68077311	25.00
BH4	14190GLX	028	UT	LR	01/01/2021	306T6216	GL	FTG7319	E	PHILLIPS NICK	11/04/2021	10/31/2022	68077312	3,148.70
BH4	16140003	028	UT	LR	01/01/2019	306T6216	GL	FPA4684	C	ATKIN FREDRICK J	12/27/2019	10/31/2022	68077313	400,001.51
BH4	306T5220CSSC	028	UT	LR	01/01/2022	306T6425	GL	FWT1272	E	WRYE RICHARD	06/06/2022	11/01/2022	68077987	546.00
BH4	306T6197CSSS	028	UT	LR	01/01/2022	306T6425	GL	FWT1382	E	HILL ROBERT T	02/18/2022	11/01/2022	68077988	526.50
BH4	306T5220CSSC	028	UT	LR	01/01/2022	306T6425	GL	FWT1459	E	FESTAVAN NENNA	07/11/2022	11/01/2022	68077989	234.00
BH4	306T5220CSSC	028	UT	LR	01/01/2018	306T6425	GL	FWT1448	E	GORDON BRENT	08/24/2018	11/01/2022	68077990	624.00
BH4	306T5220CSSC	028	UT	LR	01/01/2022	306T6425	GL	FWT1481	E	/BLUERIBBON COALI	01/31/2022	11/02/2022	68078645	780.00
BH4	14480001	028	UT	AB	01/01/2021	306T6228	AL	FTG9895	E	SPENCER JOSEPH	03/16/2021	11/03/2022	68081126	11,918.75
BH4	11950	028	UT	LR	01/01/2021	306T6216	GL	FTG4037	E	HATCH HOWARD	10/13/2021	11/04/2022	68081761	765.00
BH4	15320005	028	UT	LR	01/01/2020	306T6216	GL	FPA8811	C	BURY HALEY	08/12/2020	11/04/2022	68081762	205,000.00
BH4	11250	028	UT	AD	01/01/2022	306T6228	AL	A2I0956	C	RANDY MARRIOTT CO	06/09/2022	11/07/2022	68081959	1,104.84
BH4	14480022	028	UT	PP	01/01/2022	306T6228	AL	A2H2906	C	DANIEL NAY	06/08/2022	11/07/2022	68082081	5,656.51
BH4	11370	028	UT	LR	01/01/2019	306T6216	GL	FSL8024	E	BELL JOSEPH	11/05/2019	11/07/2022	68082331	31.50
BH4	13200007	028	UT	LR	01/01/2019	306T6216	GL	FPA4687	E	ATKIN FREDERICK J	12/27/2019	11/08/2022	68082798	4,485.00
BH4	16250030	028	UT	LR	01/01/2020	306T6216	GL	FMW8078	E	BRUCE NATALIE	04/16/2020	11/08/2022	68082866	4,976.46
BH4	14480022042	028	UT	LR	01/01/2021	306T6216	GL	FTG6883	E	CASTRO PEDRO	08/11/2021	11/08/2022	68082867	7,177.11
BH4	15320GLX	028	UT	LR	01/01/2021	306T6216	GL	FRW0148	C	TRAVELLER BRUCE F	03/03/2021	11/08/2022	68082896	37,500.00
BH4	15320GLX	028	UT	LR	01/01/2021	306T6216	GL	FRW0148	C	TRAVELLER BRUCE F	03/03/2021	11/08/2022	68082897	37,500.00
BH4	15320005	028	UT	LR	01/01/2020	306T6216	GL	FPA8811	E	BURY HALEY	08/12/2020	11/08/2022	68082906	3,375.00
BH4	16250030	028	UT	LR	01/01/2020	306T6216	GL	FMW8078	E	BRUCE NATALIE	04/16/2020	11/08/2022	68083052	1,733.00
BH4	16250040	028	UT	LR	01/01/2019	306T6425	GL	FRW0686	E	GRINSELL KATHLEEN	09/18/2019	11/08/2022	68083053	297.50
BH4	14580010	028	UT	LR	01/01/2018	306T6216	GL	FMW0589	E	THOMAS DARIN	05/05/2018	11/08/2022	68083054	3,602.50
BH4	12230003015	028	UT	LR	01/01/2019	306T6216	GL	FPA2400	E	MILLER ERNEST	06/24/2019	11/08/2022	68083055	3,770.00
BH4	15320005	028	UT	LR	01/01/2020	306T6216	GL	FPA8811	E	BURY HALEY	08/12/2020	11/08/2022	68083056	14,728.40

**CSS General Liability & Auto Liability Disbursements  
Oct 2022 to Nov 2022 - By Check Number**

Client Code	Organization Code	Adjusting Office	State	Claim Designator	Policy Effective Date	Policy Number	Line	Claim Number	Payment Type	Claimant Name	Loss Date	Charge Date	Check Number	Check Amount
BH4	16080GLX	028	UT	LR	01/01/2021	306T6216	GL	FTG5269	E	DONER GWENDOLYN	04/19/2021	11/08/2022	68083057	27.50
BH4	11550	028	UT	LR	01/01/2022	306T6216	GL	A2H7546	C	DIANE ALLEN	08/20/2022	11/09/2022	68083284	5,000.00
BH4	13750GLX	028	UT	LR	01/01/2022	306T6216	GL	A2H9014	C	LEGLER NEAL	09/16/2022	11/09/2022	68083285	2,777.00
BH4	15320005	028	UT	LR	01/01/2020	306T6216	GL	FPA8811	E	BURY HALEY	08/12/2020	11/09/2022	68083762	11,567.50
BH4	12230004018	028	UT	LR	01/01/2020	306T6216	GL	FQL1206	E	ECHEVARRIA ANGEL	06/16/2020	11/09/2022	68083763	12,117.50
BH4	13980009	028	UT	LR	01/01/2022	306T6216	GL	FWT1794	C	/SPRINGVILLE COMM	07/12/2022	11/10/2022	68086034	4,218.99
BH4	14580	602	UT	LR	01/01/2007	306T6197	GL	ESP8789	E	MURRAY TODD	04/01/2007	11/10/2022	68086172	2,630.05
BH4	17310ALX	028	UT	AD	01/01/2022	306T6228	AL	FTG8046	C	/ALTUS DEVELOPMEN	03/15/2022	11/10/2022	68086220	54.59
BH4	17820	028	UT	LR	01/01/2019	306T6216	GL	FKP8826	E	HURLBUT NATHAN	05/17/2019	11/10/2022	68086336	1,282.50
BH4	14190005	028	UT	LR	01/01/2021	306T6216	GL	FQL9399	E	/STATE STREET PAR	04/29/2021	11/10/2022	68086337	5,350.25
BH4	14480002	028	UT	LR	01/01/2019	306T6216	GL	FQL9595	E	ROY MICHAEL	01/31/2019	11/10/2022	68086338	4,677.50
BH4	13660GLX	028	UT	LR	01/01/2021	306T6216	GL	FQL8940	E	FERRON MIGUEL	03/28/2021	11/11/2022	68086987	1,449.00
BH4	14190013	028	UT	LR	01/01/2018	306T6216	GL	FKP2396	E	BERLIN AMY M	03/15/2018	11/11/2022	68087055	175.00
BH4	16190	028	UT	LR	01/01/2022	306T6216	GL	FSL5286	E	/BITTER BEAN COFF	01/13/2022	11/11/2022	68087056	4,936.03
BH4	13200007	028	UT	LR	01/01/2019	306T6216	GL	FPA4687	C	ATKIN FREDERICK J	12/27/2019	11/11/2022	68087057	10,000.00
BH4	14500GLX	028	UT	LR	01/01/2022	306T6216	GL	A2H2865	C	CARSON SHAUNA	06/04/2022	11/11/2022	68087058	122.08
BH4	14680002	028	UT	LR	01/01/2019	306T6216	GL	FKP5905	E	LEEDS COURTNEY	06/25/2019	11/11/2022	68087059	1,475.00
BH4	11640GLX	028	UT	LR	01/01/2022	306T6216	GL	FWT0891	C	LYNN MASON	10/14/2022	11/14/2022	68087265	4,854.85
BH4	11550	028	UT	LR	01/01/2022	306T6216	GL	FWT1918	C	DIANE ALLEN	08/11/2022	11/14/2022	68087266	5,000.00
BH4	14050GLX	028	UT	LR	01/01/2021	306T6216	GL	FQL4640	E	/RESORT CENTER AS	02/12/2021	11/14/2022	68087640	25.00
BH4	13750GLX	028	UT	LR	01/01/2022	306T6216	GL	A2H9024	C	MICHAEL MASON	09/16/2022	11/15/2022	68087841	5,000.00
BH4	13750GLX	028	UT	LR	01/01/2022	306T6216	GL	A2H9024	C	MICHAEL MASON	09/16/2022	11/15/2022	68087842	5,000.00
BH4	13300	028	UT	LR	01/01/2018	306T6216	GL	FEX4303	E	ROGERS BRAXTON	02/05/2018	11/15/2022	68088113	3,544.00
BH4	14050GLX	028	UT	LR	01/01/2021	306T6216	GL	FQL4640	E	/RESORT CENTER AS	02/12/2021	11/15/2022	68088352	150.00
BH4	16080GLX	028	UT	LR	01/01/2021	306T6216	GL	A2H2833	E	ARMENTA JORGE	11/19/2021	11/16/2022	68089099	4,639.50
BH4	16250030	602	UT	LR	01/01/2018	306T6216	GL	FKP2777	E	JAMES ZANE	05/29/2018	11/17/2022	68091824	247.50
BH4	12460007	609	UT	LR	01/01/2021	306T6216	GL	A2H6505	E	PETITO GABRIELLE	08/12/2021	11/17/2022	68091826	11,297.50
BH4	11690007	028	UT	AB	01/01/2022	306T6228	AL	A2H3836	C	MIHLFEITH JAMIE	06/21/2022	11/18/2022	68092028	500.00
BH4	20120	028	UT	LR	01/01/2022	306T6216	GL	FWT2595	C	BURKE PERRETT	10/10/2022	11/18/2022	68092035	967.50
BH4	14480022042	028	UT	PP	01/01/2020	306T6228	AL	FWT2160	M	JESSE GOMEZ	09/14/2020	11/18/2022	68092358	3,191.73
BH4	12230003014	028	UT	AB	01/01/2022	306T6228	AL	A2H5749	C	LOPEZ VICTOR	07/26/2022	11/21/2022	68092752	124.00
BH4	11570	028	UT	LR	01/01/2022	306T6216	GL	A2H9904	C	KEVIN MARSHALL	09/30/2022	11/22/2022	68093549	515.65
BH4	13050	028	UT	LR	01/01/2017	306T6216	GL	FKP5700	E	/CRS CONSULTING	01/01/2017	11/22/2022	68094074	7,607.18
BH4	14480002	028	UT	LR	01/01/2019	306T6216	GL	FQL9595	C	ROY MICHAEL	01/31/2019	11/23/2022	68094679	37,000.00
BH4	14140GLX	028	UT	LR	01/01/2021	306T6216	GL	A2H4230	E	WALL SPENCER	10/30/2021	11/23/2022	68094696	756.00
BH4	12810GLX	028	UT	LR	01/01/2017	306T6216	GL	A2H6796	E	CAMPBELL ROGER	08/31/2017	11/23/2022	68094697	94.50
BH4	14830	028	UT	LR	01/01/2020	306T6216	GL	FMW7420	E	TAYLOR JADE W	03/31/2020	11/23/2022	68094698	157.50
BH4	14830	028	UT	LR	01/01/2020	306T6216	GL	FMW7420	E	TAYLOR JADE W	03/31/2020	11/23/2022	68094699	220.50
BH4	14480002	028	UT	LR	01/01/2017	306T6216	GL	FQL7728	E	LEYVA YOLANDA-LET	03/14/2017	11/23/2022	68094700	1,039.50

**CSS General Liability & Auto Liability Disbursements  
Oct 2022 to Nov 2022 - By Check Number**

Client Code	Organization Code	Adjusting Office	State	Claim Designator	Policy Effective Date	Policy Number	Line	Claim Number	Payment Type	Claimant Name	Loss Date	Charge Date	Check Number	Check Amount
BH4	14600	028	UT	LR	01/01/2020	306T6216	GL	FSL5076	E	BROWN CLAUDIA S	12/04/2020	11/23/2022	68094701	31.50
BH4	14480002	602	UT	LR	01/01/2021	306T6216	GL	FQL7780	E	SPENCER JOSEPH	03/16/2021	11/23/2022	68094702	1,938.50
BH4	12810ALX	602	UT	AB	01/01/2021	306T6228	AL	FTG7121	E	VU-MIMS THY H	10/16/2021	11/23/2022	68094703	94.50
BH4	13750GLX	028	UT	LR	01/01/2022	306T6216	GL	A2H9014	C	LEGLER NEAL	09/16/2022	11/23/2022	68096964	5,000.00
BH4	12180	028	UT	PP	01/01/2019	306T6228	AL	FKF8553	E	MOYER SHAYLA	09/04/2019	11/23/2022	68097050	31.50
BH4	12180	028	UT	LR	01/01/2020	306T6216	GL	FRW2211	E	BARKER STEVEN	09/22/2020	11/23/2022	68097051	42.00
BH4	14680002	028	UT	LR	01/01/2022	306T6216	GL	FWT2246	C	DARLENE MOODY	10/11/2022	11/28/2022	68097117	2,480.74
BH4	14480002	602	UT	LR	01/01/2021	306T6216	GL	FQL7780	C	SPENCER JOSEPH	03/16/2021	11/28/2022	68097313	545,000.00
BH4	UTXXX	028	UT	LR	01/01/2022	306T6216	GL	A2H2912	E	HIGLEY MARK L	05/17/2022	11/28/2022	68097420	220.50
BH4	17820	028	UT	LR	01/01/2021	306T6216	GL	FRW4140	E	HACKETT JARED	06/30/2021	11/28/2022	68097421	31.50
BH4	12420	028	UT	LR	01/01/2020	306T6216	GL	FRW5165	E	/IMAGINE DEVELOPM	06/16/2020	11/28/2022	68097422	63.00
BH4	12230003015	028	UT	LR	01/01/2019	306T6216	GL	FPA2400	E	MILLER ERNEST	06/24/2019	11/28/2022	68097478	252.40
BH4	13270	028	UT	LR	01/01/2016	306T6216	GL	E7V9916	E	OLSEN JOEL	07/27/2016	11/28/2022	68097502	175.00
BH4	306T6197CSSS	028	UT	LR	01/01/2020	306T6425	GL	FWT2967	E	CARL WIMMER	12/09/2020	11/28/2022	68097503	175.50
BH4	306T6197CSSS	028	UT	LR	01/01/2022	306T6425	GL	FWT2978	E	/BLUERIBBON COALI	01/31/2022	11/28/2022	68097504	97.50
BH4	14480GLX	028	UT	LR	01/01/2022	306T6216	GL	A2H8146	C	BECK BILL L	08/22/2022	11/29/2022	68097957	170.73
BH4	12810GLX	028	UT	LR	01/01/2017	306T6216	GL	A2H6796	E	CAMPBELL ROGER	08/31/2017	11/29/2022	68098072	94.50
BH4	12490	028	UT	LR	01/01/2022	306T6216	GL	A2H7215	E	LYLA R SPENCER	04/28/2022	11/29/2022	68098073	63.00
BH4	12230004019	028	UT	AB	01/01/2020	306T6228	AL	FQL1310	E	GORING WYATT	02/22/2020	11/29/2022	68098074	126.00
BH4	12600GLX	028	UT	LR	01/01/2021	306T6216	GL	FWT1575	E	RICHARD J HILTBRU	06/02/2021	11/29/2022	68098075	94.50
BH4	306T5220CSSC	028	UT	LR	01/01/2022	306T6425	GL	FWT3047	E	ADAM NASH	08/30/2022	11/29/2022	68098178	565.50
BH4	16670	028	UT	LR	01/01/2020	306T6216	GL	FMW4407	E	NADELBERG ROBERT	02/13/2020	11/30/2022	68098840	6,633.50
BH4	14480GLX	028	UT	LR	01/01/2022	306T6216	GL	A2H2463	E	MILLER SCOTT	03/27/2022	11/30/2022	68098867	31.50
BH4	16190	028	UT	LR	01/01/2022	306T6216	GL	A2H3881	E	WRYE RICHARD	06/06/2022	11/30/2022	68098868	922.00
BH4	12460001	028	UT	LR	01/01/2020	306T6216	GL	A2H9533	E	/BLUERIBBON COALI	10/20/2020	11/30/2022	68098869	472.50
BH4	15530004	028	UT	PP	01/01/2019	306T6228	AL	FLU1689	E	MILLER MARIA	08/30/2019	11/30/2022	68098870	600.00
BH4	17310005	028	UT	AB	01/01/2020	306T6228	AL	FLW8134	E	MUIR SUZANNE	03/16/2020	11/30/2022	68098871	535.50
BH4	14190008	028	UT	AB	01/01/2020	306T6228	AL	FMW5358	E	ALLRED KIM	02/25/2020	11/30/2022	68098872	31.50
BH4	10430	028	UT	LR	01/01/2020	306T6216	GL	FPA7043	E	REATH DOUGLAS	09/06/2020	11/30/2022	68098873	63.00
BH4	12360ALX	028	UT	LR	01/01/2019	306T6216	GL	FPA8370	E	CARSON VICTOR G	10/22/2019	11/30/2022	68098874	31.50
BH4	13790	028	UT	LR	01/01/2021	306T6216	GL	FQL6836	E	FLETCHER MARC	02/25/2021	11/30/2022	68098875	63.00
BH4	14480GLX	028	UT	LR	01/01/2020	306T6216	GL	FRW2280	E	BARKER STEVEN	09/22/2020	11/30/2022	68098876	42.00
BH4	13660GLX	028	UT	LR	01/01/2020	306T6216	GL	FRW3409	E	BARKER STEVEN	09/22/2020	11/30/2022	68098877	42.00
BH4	14940	028	UT	LR	01/01/2021	306T6216	GL	FTG1668	E	BROWN MIKEL R	07/20/2021	11/30/2022	68098878	597.00
BH4	14930GLX	028	UT	LR	01/01/2020	306T6216	GL	FTG5804	E	MARTIN TRAVIS	10/11/2020	11/30/2022	68098879	94.50
BH4	10600	028	UT	LR	01/01/2022	306T6216	GL	A2H9821	E	/OMNISIGHT	09/23/2022	11/30/2022	68099282	2,381.50
BH4	15320001	028	UT	LR	01/01/2018	306T6216	GL	FPA9732	E	LAKHUMNA VIVEK	05/11/2018	11/30/2022	68099283	43.50
BH4	11490GLX	028	UT	LR	01/01/2022	306T6216	GL	FTG7324	E	/BLUERIBBON COALI	01/31/2022	11/30/2022	68099284	568.50
BH4	12670	028	UT	LR	01/01/2019	306T6216	GL	FWT0438	E	DARRELL C BLOOMQU	12/30/2019	11/30/2022	68099285	5,041.50

**CSS General Liability & Auto Liability Disbursements  
Oct 2022 to Nov 2022 - By Check Number**

Client Code	Organization Code	Adjusting Office	State	Claim Designator	Policy Effective Date	Policy Number	Line	Claim Number	Payment Type	Claimant Name	Loss Date	Charge Date	Check Number	Check Amount
BH4	14140006	028	UT	LR	01/01/2021	306T6216	GL	FWT0554	E	ABRIANA D VIGIL	02/19/2021	11/30/2022	68099286	532.50
BH4	16190	028	UT	LR	01/01/2022	306T6216	GL	F9C2882	E	PAUL A CLEVERLEY	05/19/2022	11/30/2022	68099287	765.00
BH4	14910	028	UT	LR	01/01/2022	306T6216	GL	A2H3423	E	FUJA TANNIN	06/16/2022	11/30/2022	68099288	1,240.00
BH4	14910	028	UT	LR	01/01/2022	306T6216	GL	A2H6654	E	FUJA TANNIN	05/11/2022	11/30/2022	68099289	280.00
BH4	14480	028	UT	LR	01/01/2017	306T6216	GL	FKP5582	E	RODRIGUEZ NEREIDA	11/22/2017	11/30/2022	68099290	6,020.00
BH4	13020007	028	UT	LR	01/01/2017	306T6216	GL	FLU0671	E	THAYNE TRENT	12/17/2017	11/30/2022	68099291	55.00
BH4	14190GLX	028	UT	LR	01/01/2019	306T6216	GL	FQL7100	E	/ERDA COMMUNITY A	12/04/2019	11/30/2022	68099292	2,400.00
BH4	11560001	028	UT	LR	01/01/2021	306T6216	GL	FQL9539	E	NASH ADAM	04/23/2021	11/30/2022	68099293	1,412.50
BH4	14480002	028	UT	LR	01/01/2019	306T6216	GL	FQL9595	E	ROY MICHAEL	01/31/2019	11/30/2022	68099294	137.50
BH4	14910	028	UT	LR	01/01/2021	306T6216	GL	FRW6084	E	FUJA TANNIN	04/14/2021	11/30/2022	68099295	150.00
BH4	14910	028	UT	LR	01/01/2021	306T6216	GL	FRW6551	E	FUJA TANNIN	06/01/2021	11/30/2022	68099296	710.00
BH4	16080GLX	028	UT	LR	01/01/2021	306T6216	GL	FTG5269	E	DONER GWENDOLYN	04/19/2021	11/30/2022	68099297	31.00
BH4	306T5220CSSC	028	UT	LR	01/01/2022	306T6425	GL	FWT3058	E	PAUL CLEVERLEY	05/19/2022	11/30/2022	68099298	721.50
BH4	14680002	028	UT	LR	01/01/2019	306T6216	GL	FKP5905	E	LEEDS COURTNEY	06/25/2019	11/30/2022	68099299	200.00
BH4	16620	028	UT	LR	01/01/2020	306T6216	GL	FPA7747	E	/LOWE LAND TK, LL	03/09/2020	11/30/2022	68099300	440.00
BH4	11830010	028	UT	LR	01/01/2019	306T6216	GL	FLU3274	E	/BENZER DEVELOPME	09/19/2019	11/30/2022	68101054	2,717.50
BH4	12940GLX	028	UT	LR	01/01/2022	306T6425	GL	A2H0316	E	WILSON ANGELA	02/17/2022	11/30/2022	68101086	140.00
BH4	10600	028	UT	LR	01/01/2022	306T6216	GL	A2H9821	E	/OMNISIGHT	09/23/2022	11/30/2022	68101087	2,900.00
<b>Total</b>													<b>242</b>	<b>\$ 2,398,296.45</b>

**CSS Prop/Auto Disbursements  
Oct 2022 to Nov 2022 - By Check Amount**

Client Code	Organization Code	Adjusting Office	State	Claim Designator	Policy Effective Date	Policy Number	Line	Claim Number	Payment Type	Claimant Name	Loss Date	Charge Date	Check Number	Check Amount
AU0	12180	877	UT	FR	01/01/2019	306T5220	P	FKF6709	C	/LEHI CITY	08/05/2019	11/07/2022	68082189	90,988.80
AU0	13300	042	UT	FR	01/01/2022	306T5220	P	FLS7096	C	/ROY CITY	07/13/2022	11/04/2022	68081376	45,880.00
AU0	14190001	028	UT	AD	01/01/2022	306T5220	AL	A2I3073	C	/TOOELE COUNTY	07/26/2022	11/29/2022	68097745	42,881.52
AU0	17310004	028	UT	PP	01/01/2022	306T5220	AL	A2I3292	C	OLSEN JASON	07/29/2022	11/07/2022	68081960	34,461.95
AU0	11830009	042	UT	FR	01/01/2022	306T5220	P	A2P5630	C	/HURRICANE CITY	09/19/2022	10/28/2022	02398988	27,480.16
AU0	12550	042	UT	FR	01/01/2022	306T5220	P	A2I5310	C	/MORONI CITY	08/26/2022	10/10/2022	68061026	15,176.78
AU0	11520	028	UT	AD	01/01/2021	306T5220	AL	FSL5634	C	/SOLID WASTE SPEC	06/23/2021	11/03/2022	68080936	14,230.00
AU0	12360PRX	042	UT	FR	01/01/2022	306T5220	P	FLS7417	C	/MIDVALE CITY	09/07/2022	10/17/2022	68066015	13,883.00
AU0	11830009	042	UT	FR	01/01/2022	306T5220	P	A2P5630	C	/HURRICANE CITY	09/19/2022	10/28/2022	68076257	12,329.24
AU0	12940004	042	UT	FR	01/01/2022	306T5220	P	A2I6728	C	/PAYSON CITY	10/24/2022	11/07/2022	68081976	11,840.43
AU0	11640002	028	UT	AD	01/01/2022	306T5220	AL	A2H6879	C	ALLEY DUSTIN	08/03/2022	10/12/2022	68062384	11,753.16
AU0	17310004	028	UT	PP	01/01/2022	306T5220	AL	A2I3292	C	OLSEN JASON	07/29/2022	11/18/2022	68092108	10,000.00
AU0	12550	042	UT	FR	01/01/2022	306T5220	P	A2I5930	C	/MORONI CITY	09/01/2022	10/17/2022	68066013	9,252.13
AU0	14190007	028	UT	AD	01/01/2022	306T5220	AL	FSL8646	C	/UNKNOWN	04/12/2022	10/13/2022	02394578	9,171.80
AU0	13640009	042	UT	FR	01/01/2022	306T5220	P	FLS7319	C	/SANTA CLARA CITY	09/19/2022	10/03/2022	68056019	8,875.08
AU0	13130	042	UT	FR	01/01/2022	306T5220	P	A2I4117	C	RANDOLPH TOWN	08/18/2022	10/19/2022	68067263	8,085.35
AU0	11350ALX	028	UT	AD	01/01/2022	306T5220	AL	A2I1723	C	FOUR CORNERS AUTO CLAIM	06/21/2022	10/11/2022	68061834	7,813.36
AU0	16080ALX	028	UT	AD	01/01/2022	306T5220	AL	A2I7404	C	/UNIFIED FIRE AUT	08/08/2022	11/30/2022	68098459	7,692.99
AU0	16360	028	UT	AD	01/01/2018	306T5220	AL	FWT0251	C	/CACHE MOSQUITO A	10/07/2018	10/26/2022	68072668	7,576.24
AU0	12940012	042	UT	FR	01/01/2022	306T5220	P	A2I5609	C	/PAYSON CITY	08/01/2022	11/09/2022	68083303	7,504.00
AU0	16080ALX	028	UT	AD	01/01/2022	306T5220	AL	A2I5320	C	/UNIFIED FIRE AUT	09/19/2022	10/04/2022	68056572	7,366.00
AU0	14190012	028	UT	AD	01/01/2022	306T5220	AL	A2I6275	C	/TOOELE COUNTY	10/06/2022	10/28/2022	68076231	6,986.99
AU0	16080ALX	028	UT	AD	01/01/2022	306T5220	AL	A2H8724	C	/UNIFIED FIRE AUT	09/12/2022	11/03/2022	68080869	6,547.00
AU0	16250030	028	UT	AD	01/01/2022	306T5220	AL	FWT0419	C	COTTONWOOD POLICE	10/08/2022	10/24/2022	68071193	6,254.78
AU0	14030	042	UT	FR	01/01/2022	306T5220	P	A2I3436	C	/STOCKTON TOWN	07/09/2022	10/19/2022	68067262	5,982.78
AU0	14140001	028	UT	AD	01/01/2022	306T5220	AL	FWT1216	C	/CITY OF TAYLORSV	10/19/2022	11/08/2022	68082600	5,610.91
AU0	12740	042	UT	FR	01/01/2022	306T5220	P	FLS7926	C	/NIBLEY CITY	11/15/2022	11/22/2022	68093575	5,392.06
AU0	15320001	028	UT	AD	01/01/2022	306T5220	AL	A2H9892	C	/CACHE COUNTY	09/28/2022	10/14/2022	68065330	3,275.19
AU0	12380003	042	UT	FR	01/01/2022	306T5220	P	FLS7501	C	/MILFORD CITY	09/23/2022	10/24/2022	68071211	3,040.00
AU0	10640	028	UT	AD	01/01/2022	306T5220	AL	FWT0407	C	/CENTRAL UTAH COU	10/10/2022	10/18/2022	68066630	3,018.12
AU0	14480022042	028	UT	AD	01/01/2022	306T5220	AL	A2H8839	C	/UTAH COUNTY	08/22/2022	10/05/2022	68057552	2,978.49
AU0	12460006	877	UT	FR	01/01/2022	306T5220	P	FNK6540	E	/MOAB CITY	08/20/2022	11/17/2022	02405716	2,937.00
AU0	14850	042	UT	FR	01/01/2022	306T5220	P	FLS7563	C	/WEST POINT CITY	08/29/2022	10/31/2022	68076861	2,675.00
AU0	16690ALX	028	UT	AD	01/01/2022	306T5220	AL	A2H9287	C	/WASATCH BEHAVIOR	09/21/2022	10/19/2022	68067243	2,501.87
AU0	10710	028	UT	AD	01/01/2022	306T5220	AL	A2H8549	C	/CLARKSTON TOWN	09/09/2022	10/17/2022	68065997	2,477.89
AU0	14190018	028	UT	AD	01/01/2022	306T5220	AL	FWT0372	C	/TOOELE COUNTY	09/28/2022	11/28/2022	02408380	2,202.10



**CSS Prop/Auto Disbursements**  
**Oct 2022 to Nov 2022 - By Check Amount**

Client Code	Organization Code	Adjusting Office	State	Claim Designator	Policy Effective Date	Policy Number	Line	Claim Number	Payment Type	Claimant Name	Loss Date	Charge Date	Check Number	Check Amount
AU0	14190008	028	UT	AD	01/01/2022	306T5220	AL	A2H9920	C	/TOOELE COUNTY	10/03/2022	11/17/2022	02405438	2,072.08
AU0	14480007010	028	UT	AD	01/01/2022	306T5220	AL	A2H8833	C	/UTAH COUNTY	08/25/2022	11/01/2022	68077531	1,711.92
AU0	16690023	028	UT	AD	01/01/2022	306T5220	AL	FWT2116	C	/UTAH LOCAL GOVER	11/03/2022	11/16/2022	68088695	1,641.73
AU0	17910	028	UT	AD	01/01/2022	306T5220	AL	A2H5881	C	/BEN LOMOND CEMET	01/28/2022	10/18/2022	68067017	1,538.90
AU0	16690ALX	028	UT	AD	01/01/2022	306T5220	AL	A2H9287	C	/WASATCH BEHAVIOR	09/21/2022	10/04/2022	68056571	1,527.19
AU0	13660ALX	028	UT	AD	01/01/2022	306T5220	AL	FWT0844	C	/SARATOGA SPRINGS	10/05/2022	11/08/2022	68082599	1,525.19
AU0	12210002	028	UT	AD	01/01/2022	306T5220	AL	A2H4424	C	/LINDON CITY	06/28/2022	11/02/2022	68078194	1,455.20
AU0	14480022	028	UT	AD	01/01/2022	306T5220	AL	A2H7338	C	MORALES SALVADOR	07/27/2022	10/13/2022	68064829	1,415.67
AU0	11350ALX	028	UT	AD	01/01/2022	306T5220	AL	A2H9752	C	/FOUR CORNERS BEH	09/26/2022	11/03/2022	68080871	1,337.50
AU0	10880	028	UT	AD	01/01/2022	306T5220	AL	A2I6983	C	/DAVIS COMMUNITY	10/31/2022	11/17/2022	68091467	1,128.62
AU0	12360001	042	UT	FR	01/01/2022	306T5220	P	FLS7800	C	/MIDVALE CITY	10/30/2022	11/10/2022	68086046	1,009.78
AU0	10480008	028	UT	PP	01/01/2022	306T5220	AL	A2H6729	C	MAXFIELD JENNIFER	08/09/2022	10/12/2022	68062255	963.42
AU0	11350ALX	028	UT	AD	01/01/2022	306T5220	AL	A2H9754	C	/FOUR CORNERS BEH	09/26/2022	10/27/2022	68075619	926.71
AU0	11490016	042	UT	FR	01/01/2022	306T5220	P	FNK6539	C	/GRAND COUNTY	08/18/2022	11/10/2022	68086087	910.00
AU0	14480022	028	UT	AD	01/01/2022	306T5220	AL	A2H7350	C	MORALES SALVADOR	07/27/2022	10/04/2022	68056569	907.34
AU0	14360	028	UT	AD	01/01/2022	306T5220	AL	FWT2522	C	/UINTAH MOSQUITO	06/09/2022	11/23/2022	68094595	670.84
AU0	15320001	028	UT	AD	01/01/2022	306T5220	AL	A2H8848	C	/CACHE COUNTY	09/13/2022	10/05/2022	68057206	592.52
AU0	15320001	028	UT	AD	01/01/2022	306T5220	AL	A2H8848	C	/CACHE COUNTY	09/13/2022	10/28/2022	68076227	588.78
AU0	11490022007	028	UT	AD	01/01/2022	306T5220	AL	FWT1612	C	/GRAND COUNTY	10/14/2022	11/09/2022	68083291	550.80
AU0	11640002	028	UT	AD	01/01/2022	306T5220	AL	A2H6879	C	ALLEY DUSTIN	08/03/2022	11/11/2022	00000000	505.32
AU0	16690001	028	UT	AD	01/01/2022	306T5220	AL	A2H5318	C	/WASATCH BEHAVIOR	07/15/2022	10/03/2022	68056090	500.00
AU0	12810007	028	UT	AD	01/01/2022	306T5220	AL	A2H5696	C	LIBERATORE MARGAR	07/25/2022	10/10/2022	68061073	500.00
AU0	13350	028	UT	PP	01/01/2022	306T5220	AL	A2H8625	C	CHRISTENSEN PHILL	07/28/2022	10/13/2022	68064859	500.00
AU0	11490022003	028	UT	AD	01/01/2022	306T5220	AL	A2H3769	C	BURCHETT RANDY C	06/02/2022	11/04/2022	68081419	500.00
AU0	13660003	028	UT	PP	01/01/2021	306T5220	AL	FSL3976	C	PRICE ASHLEY	12/03/2021	11/22/2022	68093641	500.00
AU0	11980	028	UT	AD	01/01/2022	306T5220	AL	A2I6424	C	/KAMAS CITY	10/18/2022	11/04/2022	68081356	432.42
AU0	14480022042	028	UT	AD	01/01/2020	306T5220	AL	FQL1272	C	/UTAH COUNTY	08/28/2020	11/14/2022	68087313	370.00
AU0	16250030	028	UT	AD	01/01/2022	306T5220	AL	FWT0419	C	COTTONWOOD POLICE	10/08/2022	10/24/2022	68071194	330.00
AU0	13660003	028	UT	AD	01/01/2022	306T5220	AL	FWT2549	C	/SARATOGA SPRINGS	10/22/2022	11/22/2022	68093557	314.60
AU0	12180	877	UT	FR	01/01/2019	306T5220	P	FKF6709	E	/LEHI CITY	08/05/2019	10/24/2022	02397103	304.00
AU0	12180	877	UT	FR	01/01/2019	306T5220	P	FKF6709	E	/LEHI CITY	08/05/2019	10/24/2022	02397104	256.00
AU0	14480007010	028	UT	AD	01/01/2022	306T5220	AL	A2H8833	C	/UTAH COUNTY	08/25/2022	11/11/2022	68086900	176.00
AU0	14480007010	028	UT	AD	01/01/2022	306T5220	AL	A2H8833	C	/UTAH COUNTY	08/25/2022	11/22/2022	68093548	176.00
AU0	11350ALX	028	UT	AD	01/01/2022	306T5220	AL	A2H9752	C	/FOUR CORNERS BEH	09/26/2022	11/09/2022	68085929	122.55
AU0	14480022042	028	UT	AD	01/01/2022	306T5220	AL	A2H8839	C	/UTAH COUNTY	08/22/2022	11/02/2022	68080826	93.67
AU0	12930013	877	UT	FR	01/01/2021	306T5220	P	FNK4143	E	/PAROWAN CITY	07/25/2021	11/02/2022	02400509	77.44
AU0	10640	028	UT	AD	01/01/2022	306T5220	AL	FWT0407	C	/CENTRAL UTAH COU	10/10/2022	10/28/2022	68076244	51.73
AU0	12820	028	UT	AD	01/01/2022	306T5220	AL	A2H7455	C	CRONIN GENEVIEVE	08/20/2022	10/26/2022	68073084	45.71

**CSS Prop/Auto Disbursements  
Oct 2022 to Nov 2022 - By Check Amount**

Client Code	Organization Code	Adjusting Office	State	Claim Designator	Policy Effective Date	Policy Number	Line	Claim Number	Payment Type	Claimant Name	Loss Date	Charge Date	Check Number	Check Amount
AU0	14140001	028	UT	AD	01/01/2022	306T5220	AL	A2H7840	C	SANCHEZ SANTIAGO	06/16/2022	10/04/2022	68056570	32.40
AU0	16250030	028	UT	AD	01/01/2016	306T5220	AL	E9A1375	C	/COTTONWOOD HEIGH	12/16/2016	10/28/2022	63754875	(44.53)
AU0	16250030	028	UT	AD	01/01/2016	306T5220	AL	E9A1375	C	/COTTONWOOD HEIGH	12/16/2016	11/29/2022	63756963	(44.53)
AU0	16250030	028	UT	AD	01/01/2016	306T5220	AL	E9A1373	C	/COTTONWOOD HEIGH	12/16/2016	10/28/2022	63754875	(48.67)
AU0	16250030	028	UT	AD	01/01/2016	306T5220	AL	E9A1373	C	/COTTONWOOD HEIGH	12/16/2016	11/29/2022	63756963	(48.67)
AU0	11640001	028	UT	AD	01/01/2021	306T5220	AL	FRW1482	C	/PEAK LIVING	05/08/2021	11/30/2022	63757089	(50.00)
AU0	14480007010	028	UT	AD	01/01/2022	306T5220	AL	A2H8833	C	/UTAH COUNTY	08/25/2022	11/21/2022	68086900	(176.00)
AU0	11270	042	UT	FR	05/01/2010	306T5220	P	FDN5680	C	/FAYETTE TOWN	05/01/2010	11/14/2022	63756018	(188.57)
AU0	11910ALX	028	UT	AD	01/01/2022	306T5220	AL	FSL6195	C	MARTINEZ AMANDA K	02/01/2022	10/06/2022	63753399	(1,510.96)
AU0	14480022042	028	UT	AD	01/01/2020	306T5220	AL	FQL1272	C	/UTAH COUNTY	08/28/2020	11/11/2022	63755928	(1,513.00)
AU0	12060	028	UT	AD	01/01/2022	306T5220	AL	A2H7585	C	SHAW PATRICK T	08/25/2022	10/19/2022	63754254	(1,649.87)
AU0	11490022003	028	UT	AD	01/01/2022	306T5220	AL	A2H3769	C	BURCHETT RANDY C	06/02/2022	11/03/2022	63755262	(1,698.05)
AU0	12810007	028	UT	AD	01/01/2022	306T5220	AL	A2H5696	C	LIBERATORE MARGAR	07/25/2022	10/07/2022	63753471	(2,184.00)
AU0	12930013	877	UT	FR	01/01/2021	306T5220	P	FNK4143	E	/PAROWAN CITY	07/25/2021	11/18/2022	63756315	(2,336.19)
AU0	13350	028	UT	PP	01/01/2022	306T5220	AL	A2H8625	C	CHRISTENSEN PHILL	07/28/2022	10/12/2022	63753777	(4,429.00)
AU0	15770	028	UT	PP	01/01/2022	306T5220	AL	A2H5902	C	NOFFSINGER KAREN	07/27/2022	10/10/2022	63753615	(4,588.00)
AU0	17310004	028	UT	PP	01/01/2022	306T5220	AL	A2I3292	C	OLSEN JASON	07/29/2022	11/18/2022	63756414	(20,657.13)
AU0	13660003	028	UT	PP	01/01/2021	306T5220	AL	FSL3976	C	PRICE ASHLEY	12/03/2021	11/21/2022	63756522	(21,827.00)
AU0	17310004	028	UT	PP	01/01/2022	306T5220	AL	A2I3292	C	OLSEN JASON	07/29/2022	11/16/2022	63756252	(29,342.87)
AU0	11490016	042	UT	FR	01/01/2022	306T5220	P	FNK6539	C	/GRAND COUNTY	08/18/2022	11/09/2022	63755694	(46,369.55)
<b>Total</b>													<b>94</b>	<b>355,677.61</b>

**CSS Prop/Auto Disbursements  
Oct 2022 to Nov 2022 - By Check Number**

Client Code	Organization Code	Adjusting Office	State	Claim Designator	Policy Effective Date	Policy Number	Line	Claim Number	Payment Type	Claimant Name	Loss Date	Charge Date	Check Number	Check Amount
AU0	11640002	028	UT	AD	01/01/2022	306T5220	AL	A2H6879	C	ALLEY DUSTIN	08/03/2022	11/11/2022	00000000	505.32
AU0	14190007	028	UT	AD	01/01/2022	306T5220	AL	FSL8646	C	/UNKNOWN	04/12/2022	10/13/2022	02394578	9,171.80
AU0	12180	877	UT	FR	01/01/2019	306T5220	P	FKF6709	E	/LEHI CITY	08/05/2019	10/24/2022	02397103	304.00
AU0	12180	877	UT	FR	01/01/2019	306T5220	P	FKF6709	E	/LEHI CITY	08/05/2019	10/24/2022	02397104	256.00
AU0	11830009	042	UT	FR	01/01/2022	306T5220	P	A2P5630	C	/HURRICANE CITY	09/19/2022	10/28/2022	02398988	27,480.16
AU0	12930013	877	UT	FR	01/01/2021	306T5220	P	FNK4143	E	/PAROWAN CITY	07/25/2021	11/02/2022	02400509	77.44
AU0	14190008	028	UT	AD	01/01/2022	306T5220	AL	A2H9920	C	/TOOELE COUNTY	10/03/2022	11/17/2022	02405438	2,072.08
AU0	12460006	877	UT	FR	01/01/2022	306T5220	P	FNK6540	E	/MOAB CITY	08/20/2022	11/17/2022	02405716	2,937.00
AU0	14190018	028	UT	AD	01/01/2022	306T5220	AL	FWT0372	C	/TOOELE COUNTY	09/28/2022	11/28/2022	02408380	2,202.10
AU0	11910ALX	028	UT	AD	01/01/2022	306T5220	AL	FSL6195	C	MARTINEZ AMANDA K	02/01/2022	10/06/2022	63753399	(1,510.96)
AU0	12810007	028	UT	AD	01/01/2022	306T5220	AL	A2H5696	C	LIBERATORE MARGAR	07/25/2022	10/07/2022	63753471	(2,184.00)
AU0	15770	028	UT	PP	01/01/2022	306T5220	AL	A2H5902	C	NOFFSINGER KAREN	07/27/2022	10/10/2022	63753615	(4,588.00)
AU0	13350	028	UT	PP	01/01/2022	306T5220	AL	A2H8625	C	CHRISTENSEN PHILL	07/28/2022	10/12/2022	63753777	(4,429.00)
AU0	12060	028	UT	AD	01/01/2022	306T5220	AL	A2H7585	C	SHAW PATRICK T	08/25/2022	10/19/2022	63754254	(1,649.87)
AU0	16250030	028	UT	AD	01/01/2016	306T5220	AL	E9A1373	C	/COTTONWOOD HEIGH	12/16/2016	10/28/2022	63754875	(48.67)
AU0	16250030	028	UT	AD	01/01/2016	306T5220	AL	E9A1375	C	/COTTONWOOD HEIGH	12/16/2016	10/28/2022	63754875	(44.53)
AU0	11490022003	028	UT	AD	01/01/2022	306T5220	AL	A2H3769	C	BURCHETT RANDY C	06/02/2022	11/03/2022	63755262	(1,698.05)
AU0	11490016	042	UT	FR	01/01/2022	306T5220	P	FNK6539	C	/GRAND COUNTY	08/18/2022	11/09/2022	63755694	(46,369.55)
AU0	14480022042	028	UT	AD	01/01/2020	306T5220	AL	FQL1272	C	/UTAH COUNTY	08/28/2020	11/11/2022	63755928	(1,513.00)
AU0	11270	042	UT	FR	05/01/2010	306T5220	P	FDN5680	C	/FAYETTE TOWN	05/01/2010	11/14/2022	63756018	(188.57)
AU0	17310004	028	UT	PP	01/01/2022	306T5220	AL	A2I3292	C	OLSEN JASON	07/29/2022	11/16/2022	63756252	(29,342.87)
AU0	12930013	877	UT	FR	01/01/2021	306T5220	P	FNK4143	E	/PAROWAN CITY	07/25/2021	11/18/2022	63756315	(2,336.19)
AU0	17310004	028	UT	PP	01/01/2022	306T5220	AL	A2I3292	C	OLSEN JASON	07/29/2022	11/18/2022	63756414	(20,657.13)
AU0	13660003	028	UT	PP	01/01/2021	306T5220	AL	FSL3976	C	PRICE ASHLEY	12/03/2021	11/21/2022	63756522	(21,827.00)
AU0	16250030	028	UT	AD	01/01/2016	306T5220	AL	E9A1373	C	/COTTONWOOD HEIGH	12/16/2016	11/29/2022	63756963	(48.67)
AU0	16250030	028	UT	AD	01/01/2016	306T5220	AL	E9A1375	C	/COTTONWOOD HEIGH	12/16/2016	11/29/2022	63756963	(44.53)
AU0	11640001	028	UT	AD	01/01/2021	306T5220	AL	FRW1482	C	/PEAK LIVING	05/08/2021	11/30/2022	63757089	(50.00)
AU0	13640009	042	UT	FR	01/01/2022	306T5220	P	FLS7319	C	/SANTA CLARA CITY	09/19/2022	10/03/2022	68056019	8,875.08
AU0	16690001	028	UT	AD	01/01/2022	306T5220	AL	A2H5318	C	/WASATCH BEHAVIOR	07/15/2022	10/03/2022	68056090	500.00
AU0	14480022	028	UT	AD	01/01/2022	306T5220	AL	A2H7350	C	MORALES SALVADOR	07/27/2022	10/04/2022	68056569	907.34
AU0	14140001	028	UT	AD	01/01/2022	306T5220	AL	A2H7840	C	SANCHEZ SANTIAGO	06/16/2022	10/04/2022	68056570	32.40
AU0	16690ALX	028	UT	AD	01/01/2022	306T5220	AL	A2H9287	C	/WASATCH BEHAVIOR	09/21/2022	10/04/2022	68056571	1,527.19
AU0	16080ALX	028	UT	AD	01/01/2022	306T5220	AL	A2I5320	C	/UNIFIED FIRE AUT	09/19/2022	10/04/2022	68056572	7,366.00
AU0	15320001	028	UT	AD	01/01/2022	306T5220	AL	A2H8848	C	/CACHE COUNTY	09/13/2022	10/05/2022	68057206	592.52
AU0	14480022042	028	UT	AD	01/01/2022	306T5220	AL	A2H8839	C	/UTAH COUNTY	08/22/2022	10/05/2022	68057552	2,978.49
AU0	12550	042	UT	FR	01/01/2022	306T5220	P	A2I5310	C	/MORONI CITY	08/26/2022	10/10/2022	68061026	15,176.78

**CSS Prop/Auto Disbursements  
Oct 2022 to Nov 2022 - By Check Number**

Client Code	Organization Code	Adjusting Office	State	Claim Designator	Policy Effective Date	Policy Number	Line	Claim Number	Payment Type	Claimant Name	Loss Date	Charge Date	Check Number	Check Amount
AU0	12810007	028	UT	AD	01/01/2022	306T5220	AL	A2H5696	C	LIBERATORE MARGAR	07/25/2022	10/10/2022	68061073	500.00
AU0	11350ALX	028	UT	AD	01/01/2022	306T5220	AL	A2I1723	C	FOUR CORNERS AUTO CLAIM	06/21/2022	10/11/2022	68061834	7,813.36
AU0	10480008	028	UT	PP	01/01/2022	306T5220	AL	A2H6729	C	MAXFIELD JENNIFER	08/09/2022	10/12/2022	68062255	963.42
AU0	11640002	028	UT	AD	01/01/2022	306T5220	AL	A2H6879	C	ALLEY DUSTIN	08/03/2022	10/12/2022	68062384	11,753.16
AU0	14480022	028	UT	AD	01/01/2022	306T5220	AL	A2H7338	C	MORALES SALVADOR	07/27/2022	10/13/2022	68064829	1,415.67
AU0	13350	028	UT	PP	01/01/2022	306T5220	AL	A2H8625	C	CHRISTENSEN PHILL	07/28/2022	10/13/2022	68064859	500.00
AU0	15320001	028	UT	AD	01/01/2022	306T5220	AL	A2H9892	C	/CACHE COUNTY	09/28/2022	10/14/2022	68065330	3,275.19
AU0	10710	028	UT	AD	01/01/2022	306T5220	AL	A2H8549	C	/CLARKSTON TOWN	09/09/2022	10/17/2022	68065997	2,477.89
AU0	12550	042	UT	FR	01/01/2022	306T5220	P	A2I5930	C	/MORONI CITY	09/01/2022	10/17/2022	68066013	9,252.13
AU0	12360PRX	042	UT	FR	01/01/2022	306T5220	P	FLS7417	C	/MIDVALE CITY	09/07/2022	10/17/2022	68066015	13,883.00
AU0	10640	028	UT	AD	01/01/2022	306T5220	AL	FWT0407	C	/CENTRAL UTAH COU	10/10/2022	10/18/2022	68066630	3,018.12
AU0	17910	028	UT	AD	01/01/2022	306T5220	AL	A2H5881	C	/BEN LOMOND CEMET	01/28/2022	10/18/2022	68067017	1,538.90
AU0	16690ALX	028	UT	AD	01/01/2022	306T5220	AL	A2H9287	C	/WASATCH BEHAVIOR	09/21/2022	10/19/2022	68067243	2,501.87
AU0	14030	042	UT	FR	01/01/2022	306T5220	P	A2I3436	C	/STOCKTON TOWN	07/09/2022	10/19/2022	68067262	5,982.78
AU0	13130	042	UT	FR	01/01/2022	306T5220	P	A2I4117	C	RANDOLPH TOWN	08/18/2022	10/19/2022	68067263	8,085.35
AU0	16250030	028	UT	AD	01/01/2022	306T5220	AL	FWT0419	C	COTTONWOOD POLICE	10/08/2022	10/24/2022	68071193	6,254.78
AU0	16250030	028	UT	AD	01/01/2022	306T5220	AL	FWT0419	C	COTTONWOOD POLICE	10/08/2022	10/24/2022	68071194	330.00
AU0	12380003	042	UT	FR	01/01/2022	306T5220	P	FLS7501	C	/MILFORD CITY	09/23/2022	10/24/2022	68071211	3,040.00
AU0	16360	028	UT	AD	01/01/2018	306T5220	AL	FWT0251	C	/CACHE MOSQUITO A	10/07/2018	10/26/2022	68072668	7,576.24
AU0	12820	028	UT	AD	01/01/2022	306T5220	AL	A2H7455	C	CRONIN GENEVIEVE	08/20/2022	10/26/2022	68073084	45.71
AU0	11350ALX	028	UT	AD	01/01/2022	306T5220	AL	A2H9754	C	/FOUR CORNERS BEH	09/26/2022	10/27/2022	68075619	926.71
AU0	15320001	028	UT	AD	01/01/2022	306T5220	AL	A2H8848	C	/CACHE COUNTY	09/13/2022	10/28/2022	68076227	588.78
AU0	14190012	028	UT	AD	01/01/2022	306T5220	AL	A2I6275	C	/TOOELE COUNTY	10/06/2022	10/28/2022	68076231	6,986.99
AU0	10640	028	UT	AD	01/01/2022	306T5220	AL	FWT0407	C	/CENTRAL UTAH COU	10/10/2022	10/28/2022	68076244	51.73
AU0	11830009	042	UT	FR	01/01/2022	306T5220	P	A2P5630	C	/HURRICANE CITY	09/19/2022	10/28/2022	68076257	12,329.24
AU0	14850	042	UT	FR	01/01/2022	306T5220	P	FLS7563	C	/WEST POINT CITY	08/29/2022	10/31/2022	68076861	2,675.00
AU0	14480007010	028	UT	AD	01/01/2022	306T5220	AL	A2H8833	C	/UTAH COUNTY	08/25/2022	11/01/2022	68077531	1,711.92
AU0	12210002	028	UT	AD	01/01/2022	306T5220	AL	A2H4424	C	/LINDON CITY	06/28/2022	11/02/2022	68078194	1,455.20
AU0	14480022042	028	UT	AD	01/01/2022	306T5220	AL	A2H8839	C	/UTAH COUNTY	08/22/2022	11/02/2022	68080826	93.67
AU0	16080ALX	028	UT	AD	01/01/2022	306T5220	AL	A2H8724	C	/UNIFIED FIRE AUT	09/12/2022	11/03/2022	68080869	6,547.00
AU0	11350ALX	028	UT	AD	01/01/2022	306T5220	AL	A2H9752	C	/FOUR CORNERS BEH	09/26/2022	11/03/2022	68080871	1,337.50
AU0	11520	028	UT	AD	01/01/2021	306T5220	AL	FSL5634	C	/SOLID WASTE SPEC	06/23/2021	11/03/2022	68080936	14,230.00
AU0	11980	028	UT	AD	01/01/2022	306T5220	AL	A2I6424	C	/KAMAS CITY	10/18/2022	11/04/2022	68081356	432.42
AU0	13300	042	UT	FR	01/01/2022	306T5220	P	FLS7096	C	/ROY CITY	07/13/2022	11/04/2022	68081376	45,880.00
AU0	11490022003	028	UT	AD	01/01/2022	306T5220	AL	A2H3769	C	BURCHETT RANDY C	06/02/2022	11/04/2022	68081419	500.00
AU0	17310004	028	UT	PP	01/01/2022	306T5220	AL	A2I3292	C	OLSEN JASON	07/29/2022	11/07/2022	68081960	34,461.95
AU0	12940004	042	UT	FR	01/01/2022	306T5220	P	A2I6728	C	/PAYSON CITY	10/24/2022	11/07/2022	68081976	11,840.43
AU0	12180	877	UT	FR	01/01/2019	306T5220	P	FKF6709	C	/LEHI CITY	08/05/2019	11/07/2022	68082189	90,988.80

**CSS Prop/Auto Disbursements  
Oct 2022 to Nov 2022 - By Check Number**

Client Code	Organization Code	Adjusting Office	State	Claim Designator	Policy Effective Date	Policy Number	Line	Claim Number	Payment Type	Claimant Name	Loss Date	Charge Date	Check Number	Check Amount
AU0	13660ALX	028	UT	AD	01/01/2022	306T5220	AL	FWT0844	C	/SARATOGA SPRINGS	10/05/2022	11/08/2022	68082599	1,525.19
AU0	14140001	028	UT	AD	01/01/2022	306T5220	AL	FWT1216	C	/CITY OF TAYLORSV	10/19/2022	11/08/2022	68082600	5,610.91
AU0	11490022007	028	UT	AD	01/01/2022	306T5220	AL	FWT1612	C	/GRAND COUNTY	10/14/2022	11/09/2022	68083291	550.80
AU0	12940012	042	UT	FR	01/01/2022	306T5220	P	A2I5609	C	/PAYSON CITY	08/01/2022	11/09/2022	68083303	7,504.00
AU0	11350ALX	028	UT	AD	01/01/2022	306T5220	AL	A2H9752	C	/FOUR CORNERS BEH	09/26/2022	11/09/2022	68085929	122.55
AU0	12360001	042	UT	FR	01/01/2022	306T5220	P	FLS7800	C	/MIDVALE CITY	10/30/2022	11/10/2022	68086046	1,009.78
AU0	11490016	042	UT	FR	01/01/2022	306T5220	P	FNK6539	C	/GRAND COUNTY	08/18/2022	11/10/2022	68086087	910.00
AU0	14480007010	028	UT	AD	01/01/2022	306T5220	AL	A2H8833	C	/UTAH COUNTY	08/25/2022	11/11/2022	68086900	176.00
AU0	14480007010	028	UT	AD	01/01/2022	306T5220	AL	A2H8833	C	/UTAH COUNTY	08/25/2022	11/21/2022	68086900	(176.00)
AU0	14480022042	028	UT	AD	01/01/2020	306T5220	AL	FQL1272	C	/UTAH COUNTY	08/28/2020	11/14/2022	68087313	370.00
AU0	16690023	028	UT	AD	01/01/2022	306T5220	AL	FWT2116	C	/UTAH LOCAL GOVER	11/03/2022	11/16/2022	68088695	1,641.73
AU0	10880	028	UT	AD	01/01/2022	306T5220	AL	A2I6983	C	/DAVIS COMMUNITY	10/31/2022	11/17/2022	68091467	1,128.62
AU0	17310004	028	UT	PP	01/01/2022	306T5220	AL	A2I3292	C	OLSEN JASON	07/29/2022	11/18/2022	68092108	10,000.00
AU0	14480007010	028	UT	AD	01/01/2022	306T5220	AL	A2H8833	C	/UTAH COUNTY	08/25/2022	11/22/2022	68093548	176.00
AU0	13660003	028	UT	AD	01/01/2022	306T5220	AL	FWT2549	C	/SARATOGA SPRINGS	10/22/2022	11/22/2022	68093557	314.60
AU0	12740	042	UT	FR	01/01/2022	306T5220	P	FLS7926	C	/NIBLEY CITY	11/15/2022	11/22/2022	68093575	5,392.06
AU0	13660003	028	UT	PP	01/01/2021	306T5220	AL	FSL3976	C	PRICE ASHLEY	12/03/2021	11/22/2022	68093641	500.00
AU0	14360	028	UT	AD	01/01/2022	306T5220	AL	FWT2522	C	/UINTAH MOSQUITO	06/09/2022	11/23/2022	68094595	670.84
AU0	14190001	028	UT	AD	01/01/2022	306T5220	AL	A2I3073	C	/TOOELE COUNTY	07/26/2022	11/29/2022	68097745	42,881.52
AU0	16080ALX	028	UT	AD	01/01/2022	306T5220	AL	A2I7404	C	/UNIFIED FIRE AUT	08/08/2022	11/30/2022	68098459	7,692.99
<b>Total</b>													<b>94</b>	<b>355,677.61</b>

**CSS Worker's Compensation Disbursements  
Oct 2022 to Nov 2022 - By Check Amount**

Client Code	Organization Code	Adjusting Office	State	Claim Designator	Policy Effective Date	Policy Number	Line	Claim Number	Payment Type	Claimant Name	Loss Date	Charge Date	Check Number	Check Amount
AT7	14260001	042	UT	CB	01/01/2022	306T3656	WC	FWQ2612	M	NEWMAN KATHRYN	6/1/2022	10/12/2022	68064399	42,513.13
AT7	11640003	042	UT	CB	01/01/2022	306T3656	WC	FXB9539	M	WALTON BLAKE	8/27/2022	11/30/2022	68100758	38,597.01
AT7	14260004	042	UT	CB	01/01/2022	306T3656	WC	FXL0472	M	KEARL COBY	08/30/2022	10/05/2022	68059638	13,906.14
AT7	16080001003	042	UT	CB	01/01/2021	306T3656	WC	FVC8797	M	WOOD THOMAS	11/24/2021	10/25/2022	68072605	13,794.44
AT7	14140006	042	UT	CB	01/01/2022	306T3656	WC	FXB5750	M	PALMER JACOB	08/09/2022	10/05/2022	68058475	11,686.47
AT7	11460	042	UT	CB	01/01/2022	306T3656	WC	FVC5842	M	BRAILSFORD LORETT	2/2/2022	11/9/2022	68085755	11,537.59
AT7	13980014	042	UT	CB	01/01/2021	306T3656	WC	FUB6482	M	MCBRIDE TRAVIS	11/17/2021	10/20/2022	68070567	11,524.54
AT7	16110500	042	UT	CB	01/01/2022	306T3656	WC	FXL2239	M	VALDOVINOS BERNAR	09/08/2022	10/12/2022	68064637	10,963.47
AT7	15080003	042	UT	CB	01/01/2022	306T3656	WC	FWQ3568	M	GINES RICK	6/15/2022	11/23/2022	68096272	10,355.25
AT7	11030001	042	UT	CB	01/01/2022	306T3656	WC	FWQ1348	M	GLENN CHASITY	06/02/2022	10/26/2022	68075398	10,262.56
AT7	11460	042	UT	CB	01/01/2022	306T3656	WC	FVC5842	E	BRAILSFORD LORETT	2/2/2022	11/10/2022	22000031	10,000.00
AT7	14480022030	042	UT	CB	01/01/2021	306T3656	WC	FTK9775	C	HANCOCK SHAWN	8/27/2021	11/3/2022	68080885	7,000.00
AT7	13980014	042	UT	CB	01/01/2021	306T3656	WC	FUB6482	E	MCBRIDE TRAVIS	11/17/2021	10/21/2022	22000035	6,583.32
AT7	13660003	042	UT	CB	01/01/2022	306T3656	WC	FWQ1661	M	ROBINSON ZACH	6/7/2022	11/16/2022	68091269	6,082.63
AT7	14580010	042	UT	CB	01/01/2019	306T3656	WC	FKV9107	M	MANNING AMMON	1/7/2019	11/23/2022	68096882	5,621.31
AT7	14050001001	042	UT	CB	01/01/2022	306T3656	WC	FXL6681	M	BACKMAN DARREN	9/26/2022	11/16/2022	68091248	5,502.65
AT7	11030005	042	UT	CB	01/01/2022	306T3656	WC	FVK9877	M	SCOTT JEFFREY	4/11/2022	11/2/2022	68080656	5,486.88
AT7	12480	042	UT	CB	01/01/2022	306T3656	WC	FWQ0804	M	MCCANDLESS DONALD	06/03/2022	10/12/2022	68064555	5,049.68
AT7	14260001	042	UT	CB	01/01/2022	306T3656	WC	FWQ2612	E	NEWMAN KATHRYN	6/1/2022	10/13/2022	22000015	4,994.87
AT7	10810	042	UT	CB	01/01/1996	306T4813	WC	A4J7017	M	BROWN CHRIS J	11/19/1996	11/18/2022	68092610	4,711.21
AT7	12060	042	UT	CB	01/01/2022	306T3656	WC	FWQ0607	M	TURNER LACY	6/2/2022	10/26/2022	68074945	4,066.64
AT7	15130	042	UT	CB	01/01/2022	306T3656	WC	FXL2781	M	HOLMES BRET K	9/12/2022	11/16/2022	68089825	3,894.00
AT7	16110211	042	UT	CB	01/01/2022	306T3656	WC	FXB8306	M	PAINTER CODY B	8/23/2022	10/12/2022	68064637	3,868.81
AT7	12160	042	UT	CB	01/01/2010	306T3656	WC	EMM9305	E	JOHNSON KELLY R	12/30/2010	11/16/2022	33474436	3,805.00
AT7	11490022007	095	UT	CM	01/01/2022	306T3656	WC	FVC1657	M	NATHAN WHITNEY	1/5/2022	11/16/2022	68091144	3,767.77
AT7	15130	042	UT	CB	01/01/2022	306T3656	WC	FXL4487	M	CHANDLER JOANN	8/31/2022	11/30/2022	68099748	3,609.80
AT7	14050001001	042	UT	CB	01/01/2022	306T3656	WC	FVK0155	M	STAMPER DYLAN J	2/23/2022	10/12/2022	68064636	3,593.12
AT7	14640020	042	UT	CB	01/01/2022	306T3656	WC	FXL2110	M	MCKEE MITCHELL	09/07/2022	10/05/2022	68059619	3,513.96
AT7	13660001	042	UT	CB	01/01/2022	306T3656	WC	FXB8886	M	LOPICCOLO CINDY	08/24/2022	10/05/2022	68059616	3,264.41
AT7	11200004	042	UT	CB	01/01/2021	306T3656	WC	FTA0846	M	EVANS MATTHEW	06/01/2021	10/05/2022	68059645	3,143.58
AT7	14580005	042	UT	CB	01/01/2022	306T3656	WC	FWQ9128	M	JENSEN MELISSA	07/05/2022	10/05/2022	68059014	3,140.17
AT7	15080003	042	UT	CB	01/01/2022	306T3656	WC	FWQ3568	C	GINES RICK	06/15/2022	10/25/2022	68071891	3,114.00
AT7	16000	095	UT	CM	01/01/2022	306T3656	WC	FXL5155	M	CUBBEDGE JORDAN	9/16/2022	11/16/2022	68091263	3,044.13
AT7	12360001	042	UT	CB	01/01/2021	306T3656	WC	FUB5989	M	WARR BARRY	09/01/2021	10/12/2022	68064626	2,919.47
AT7	14260004	042	UT	CB	01/01/2022	306T3656	WC	FXL0472	M	KEARL COBY	8/30/2022	10/5/2022	68059617	2,792.68
AT7	13020009	042	UT	CB	01/01/2021	306T3656	WC	FUB9345	M	JOHNSON RANDY L	12/10/2021	11/9/2022	68085739	2,744.31

**CSS Worker's Compensation Disbursements  
Oct 2022 to Nov 2022 - By Check Amount**

Client Code	Organization Code	Adjusting Office	State	Claim Designator	Policy Effective Date	Policy Number	Line	Claim Number	Payment Type	Claimant Name	Loss Date	Charge Date	Check Number	Check Amount
AT7	16110200	042	UT	CB	01/01/2022	306T3656	WC	FXL3353	M	SEELY AMMON L	9/13/2022	10/12/2022	68064637	2,726.11
AT7	15320001	042	UT	CB	01/01/2022	306T3656	WC	FXW0535	M	MADISON LBLACKHAM	7/14/2022	11/16/2022	68091266	2,720.84
AT7	16080001003	042	UT	CB	01/01/2021	306T3656	WC	FVC8797	E	WOOD THOMAS	11/24/2021	10/26/2022	22000061	2,710.09
AT7	12070	042	UT	CB	01/01/2008	306T3656	WC	A9E3676	M	DOMINGO MANUEL	1/21/2008	11/2/2022	68080656	2,680.42
AT7	13060002	095	UT	CM	01/01/2022	306T3656	WC	FXB9617	M	GREENER COLTON	08/26/2022	10/13/2022	02394788	2,639.25
AT7	13060007	042	UT	CB	01/01/2022	306T3656	WC	FXB5588	M	CAMMANS JANARIE	8/7/2022	10/5/2022	68059542	2,549.70
AT7	10480020	042	UT	CB	01/01/2022	306T3656	WC	FWQ8600	M	CLARK JENNAFER	07/06/2022	10/26/2022	68074898	2,541.49
AT7	13660003	042	UT	CB	01/01/2022	306T3656	WC	FWK8509	M	LUERA DERRICK	5/23/2022	10/19/2022	68069629	2,497.86
AT7	16110200	042	UT	CB	01/01/2022	306T3656	WC	FXL3353	M	SEELY AMMON L	9/13/2022	10/26/2022	68075317	2,437.60
AT7	15130	042	UT	CB	01/01/2022	306T3656	WC	FXL4487	M	CHANDLER JOANN	8/31/2022	11/9/2022	68085230	2,429.45
AT7	16080003004	042	UT	CB	01/01/2022	306T3656	WC	FVK9299	M	TAYLOR DARRAN	1/23/2022	10/12/2022	68064382	2,417.64
AT7	11520	095	UT	CM	01/01/2022	306T3656	WC	FXL9784	M	TORREY DJONES	10/13/2022	11/10/2022	02403733	2,410.23
AT7	11520	095	UT	CM	01/01/2022	306T3656	WC	FXL9784	M	TORREY DJONES	10/13/2022	11/28/2022	02408413	2,410.23
AT7	11110	042	UT	CB	01/01/1989	306T4813	WC	A4J7066	M	JENSEN MICHAEL	4/25/1989	10/27/2022	02398422	2,344.95
AT7	11110	042	UT	CB	01/01/1989	306T4813	WC	A4J7066	M	JENSEN MICHAEL	4/25/1989	11/28/2022	02407963	2,344.95
AT7	16690025	042	UT	CB	01/01/2022	306T3656	WC	FVC9721	M	AWERKAMP ERIN B	2/21/2022	10/26/2022	68075422	2,334.69
AT7	14260001	042	UT	CB	01/01/2022	306T3656	WC	FWQ2612	M	NEWMAN KATHRYN	6/1/2022	11/23/2022	68096859	2,327.35
AT7	11460	042	UT	CB	01/01/2022	306T3656	WC	FVC5842	M	BRAILSFORD LORETT	2/2/2022	11/2/2022	68080553	2,314.85
AT7	10610006	095	UT	CM	01/01/2022	306T3656	WC	FWQ7818	M	DAVID WDAVIS	7/2/2022	10/5/2022	68059304	2,285.97
AT7	14260001	042	UT	CB	01/01/2022	306T3656	WC	FWQ2612	M	NEWMAN KATHRYN	6/1/2022	10/11/2022	02393629	2,281.11
AT7	14890	042	UT	CB	01/01/2022	306T3656	WC	FXB3747	M	JENSEN DALLIN	08/02/2022	10/11/2022	02393779	2,281.11
AT7	14480022042	042	UT	CB	01/01/2022	306T3656	WC	FWK2605	M	HOWELL DOUGLAS	4/24/2022	10/26/2022	02398239	2,281.11
AT7	10480007	095	UT	CM	01/01/2022	306T3656	WC	FXW1412	M	RONNIE LHOPE	10/20/2022	11/23/2022	68096267	2,265.53
AT7	13660	042	UT	CB	01/01/2007	306T3656	WC	CAU3007	C	PENOVICH MICHAEL	7/5/2007	10/19/2022	02395945	2,260.00
AT7	14640024	042	UT	CB	01/01/2022	306T3656	WC	FXL7792	C	TYLER BONNER	10/5/2022	10/20/2022	68069983	2,260.00
AT7	14640024	042	UT	CB	01/01/2022	306T3656	WC	FXL7792	C	BONNER TYLER	10/5/2022	11/3/2022	68080889	2,260.00
AT7	14640024	042	UT	CB	01/01/2022	306T3656	WC	FXL7792	C	BONNER TYLER	10/5/2022	11/14/2022	00540527	2,260.00
AT7	14640024	042	UT	CB	01/01/2022	306T3656	WC	FXL7792	C	BONNER TYLER	10/5/2022	11/16/2022	00542618	2,260.00
AT7	13660	042	UT	CB	01/01/2007	306T3656	WC	CAU3007	C	PENOVICH MICHAEL	7/5/2007	11/21/2022	02406146	2,260.00
AT7	14640024	042	UT	CB	01/01/2022	306T3656	WC	FXL7792	C	BONNER TYLER	10/5/2022	11/30/2022	00552098	2,260.00
AT7	14390002	042	UT	CB	01/01/2021	306T3656	WC	FTA4201	E	HADLOCK NICOLE	6/15/2021	11/16/2022	33478497	2,200.00
AT7	13200008	042	UT	CB	01/01/2022	306T3656	WC	FVK7077	M	FLAIG PAUL	3/29/2022	11/23/2022	68096879	2,085.94
AT7	16690010	042	UT	CB	01/01/2022	306T3656	WC	FWQ9278	C	YAMASHITA JILL	6/19/2022	10/10/2022	00515393	2,076.00
AT7	12060	042	UT	CB	01/01/2022	306T3656	WC	FWQ0607	C	TURNER LACY	6/2/2022	10/12/2022	68062281	2,076.00
AT7	16690010	042	UT	CB	01/01/2022	306T3656	WC	FWQ9278	C	YAMASHITA JILL	06/19/2022	10/24/2022	00525388	2,076.00
AT7	16690010	042	UT	CB	01/01/2022	306T3656	WC	FWQ9278	C	YAMASHITA JILL	6/19/2022	11/7/2022	00535347	2,076.00

**CSS Worker's Compensation Disbursements  
Oct 2022 to Nov 2022 - By Check Amount**

Client Code	Organization Code	Adjusting Office	State	Claim Designator	Policy Effective Date	Policy Number	Line	Claim Number	Payment Type	Claimant Name	Loss Date	Charge Date	Check Number	Check Amount
AT7	15080003	042	UT	CB	01/01/2022	306T3656	WC	FWQ3568	C	GINES RICK	6/15/2022	11/8/2022	68082622	2,076.00
AT7	16690010	042	UT	CB	01/01/2022	306T3656	WC	FWQ9278	C	YAMASHITA JILL	6/19/2022	11/21/2022	00545415	2,076.00
AT7	15080003	042	UT	CB	01/01/2022	306T3656	WC	FWQ3568	C	GINES RICK	6/15/2022	11/22/2022	68093582	2,076.00
AT7	16560	042	UT	CB	01/01/2022	306T3656	WC	FXL0084	M	SAM HOWARD	8/24/2022	10/26/2022	68074899	2,055.43
AT7	14050001001	042	UT	CB	01/01/2021	306T3656	WC	FTA7813	M	CRNICH ANDY S	7/2/2021	11/16/2022	68091265	2,023.93
AT7	14480007011	042	UT	CB	01/01/2019	306T3656	WC	FMX3723	E	JONES LAURIE	10/3/2019	10/12/2022	68062762	1,943.47
AT7	11640003	042	UT	CB	01/01/2022	306T3656	WC	FXB9539	C	WALTON BLAKE	08/27/2022	10/11/2022	68061644	1,856.00
AT7	11640003	042	UT	CB	01/01/2022	306T3656	WC	FXB9539	C	WALTON BLAKE	8/27/2022	10/25/2022	68071892	1,856.00
AT7	11640003	042	UT	CB	01/01/2022	306T3656	WC	FXB9539	C	WALTON BLAKE	8/27/2022	11/8/2022	68082623	1,856.00
AT7	11640003	042	UT	CB	01/01/2022	306T3656	WC	FXB9539	C	WALTON BLAKE	8/27/2022	11/22/2022	68093583	1,856.00
AT7	14580007	095	UT	CM	01/01/2022	306T3656	WC	FXB2087	M	GARDNER GALE J	7/23/2022	10/12/2022	68064548	1,843.03
AT7	15320018	095	UT	CM	01/01/2022	306T3656	WC	FXB6229	M	DENNIS RGARDNER	08/02/2022	10/05/2022	68059637	1,838.29
AT7	16690013	095	UT	CM	01/01/2022	306T3656	WC	FWK7146	M	SISSON EMILY M	05/16/2022	10/12/2022	68064635	1,811.79
AT7	11030001	042	UT	CB	01/01/2022	306T3656	WC	FWQ1348	E	GLENN CHASITY	6/2/2022	10/27/2022	22000010	1,806.78
AT7	13200008	042	UT	CB	01/01/2022	306T3656	WC	FVK7077	C	FLAIG PAUL	03/29/2022	10/03/2022	68056025	1,804.00
AT7	13200008	042	UT	CB	01/01/2022	306T3656	WC	FVK7077	C	FLAIG PAUL	3/29/2022	10/17/2022	68066021	1,804.00
AT7	13660003	042	UT	CB	01/01/2022	306T3656	WC	FWQ1661	E	ROBINSON ZACH	6/7/2022	11/17/2022	22000001	1,784.86
AT7	14390002	042	UT	CB	01/01/2021	306T3656	WC	FTA4201	C	HADLOCK NICOLE	6/15/2021	11/18/2022	68092066	1,740.96
AT7	16080003002	042	UT	CB	01/01/2022	306T3656	WC	FXB9978	M	HENDERSON MARK	8/26/2022	10/19/2022	68069644	1,733.27
AT7	14640024	042	UT	CB	01/01/2022	306T3656	WC	FXL7792	M	BONNER TYLER	10/5/2022	11/30/2022	68100751	1,698.55
AT7	14480022042	042	UT	CB	01/01/2021	306T3656	WC	FUB4266	C	COX HYRUM	11/12/2021	10/3/2022	68056023	1,688.59
AT7	16110411	042	UT	CB	01/01/2020	306T3656	WC	FQV2586	M	LAPRAY ROSS G	9/14/2020	11/16/2022	68091267	1,685.61
AT7	14050001001	042	UT	CB	01/01/2022	306T3656	WC	FXL6681	M	BACKMAN DARREN	9/26/2022	11/23/2022	68096860	1,685.61
AT7	12810003	095	UT	CM	01/01/2022	306T3656	WC	FXB4949	M	RUBIO-COLLINS LUI	8/2/2022	10/5/2022	68059635	1,680.98
AT7	13980005	095	UT	CM	01/01/2022	306T3656	WC	FWK8272	M	BOYACK PARKER	05/20/2022	10/26/2022	68075423	1,680.98
AT7	16690025	042	UT	CB	01/01/2022	306T3656	WC	FVC9721	M	AWERKAMP ERIN B	2/21/2022	11/21/2022	68093485	1,680.98
AT7	11310	042	UT	CB	01/01/2022	306T3656	WC	FXB4525	M	PACE MATTHEW	8/5/2022	11/16/2022	68091264	1,675.00
AT7	11030005	042	UT	CB	01/01/2022	306T3656	WC	FVK9877	C	SCOTT JEFFREY	04/11/2022	10/10/2022	68061031	1,672.00
AT7	11030005	042	UT	CB	01/01/2022	306T3656	WC	FVK9877	C	SCOTT JEFFREY	4/11/2022	10/24/2022	68071214	1,672.00
AT7	11030005	042	UT	CB	01/01/2022	306T3656	WC	FVK9877	C	SCOTT JEFFREY	4/11/2022	11/7/2022	68081989	1,672.00
AT7	11030005	042	UT	CB	01/01/2022	306T3656	WC	FVK9877	C	SCOTT JEFFREY	4/11/2022	11/21/2022	68092775	1,672.00
AT7	13200008	042	UT	CB	01/01/2022	306T3656	WC	FVK7077	M	FLAIG PAUL	03/29/2022	10/26/2022	68075415	1,636.20
AT7	16110500	042	UT	CB	01/01/2022	306T3656	WC	FXL2239	M	VALDOVINOS BERNAR	9/8/2022	10/12/2022	68064622	1,630.30
AT7	11640003	042	UT	CB	01/01/2022	306T3656	WC	FXL9511	M	RICHEY JEFFREY	10/11/2022	11/23/2022	68096756	1,621.90
AT7	16080001003	095	UT	CM	01/01/2022	306T3656	WC	FWQ6383	M	THOMAS MILLER	06/27/2022	10/26/2022	68074892	1,620.12
AT7	14050001001	042	UT	CB	01/01/2022	306T3656	WC	FXL6681	C	DARREN BACKMAN	9/26/2022	10/20/2022	68069982	1,614.32



**CSS Worker's Compensation Disbursements  
Oct 2022 to Nov 2022 - By Check Amount**

Client Code	Organization Code	Adjusting Office	State	Claim Designator	Policy Effective Date	Policy Number	Line	Claim Number	Payment Type	Claimant Name	Loss Date	Charge Date	Check Number	Check Amount
AT7	14480022030	042	UT	CB	01/01/2021	306T3656	WC	FTK9775	E	HANCOCK SHAWN	8/27/2021	10/12/2022	68062762	1,599.06
AT7	13020009	042	UT	CB	01/01/2021	306T3656	WC	FUB9345	C	JOHNSON RANDY L	12/10/2021	10/11/2022	68061640	1,578.00
AT7	13020009	042	UT	CB	01/01/2021	306T3656	WC	FUB9345	C	JOHNSON RANDY L	12/10/2021	10/25/2022	68071889	1,578.00
AT7	13020009	042	UT	CB	01/01/2021	306T3656	WC	FUB9345	C	JOHNSON RANDY L	12/10/2021	11/8/2022	68082619	1,578.00
AT7	13020009	042	UT	CB	01/01/2021	306T3656	WC	FUB9345	C	JOHNSON RANDY L	12/10/2021	11/22/2022	68093580	1,578.00
AT7	12960008	042	UT	CB	01/01/2021	306T3656	WC	FTK4420	M	OLESON PAUL	8/1/2021	10/5/2022	68059515	1,531.44
AT7	11030001	042	UT	CB	01/01/2022	306T3656	WC	FWQ1348	C	GLENN CHASITY	06/02/2022	10/03/2022	00510470	1,514.00
AT7	11030001	042	UT	CB	01/01/2022	306T3656	WC	FWQ1348	C	GLENN CHASITY	06/02/2022	10/17/2022	00520427	1,514.00
AT7	11030001	042	UT	CB	01/01/2022	306T3656	WC	FWQ1348	C	GLENN CHASITY	06/02/2022	10/31/2022	00530139	1,514.00
AT7	11030001	042	UT	CB	01/01/2022	306T3656	WC	FWQ1348	C	GLENN CHASITY	6/2/2022	11/14/2022	00540496	1,514.00
AT7	11030001	042	UT	CB	01/01/2022	306T3656	WC	FWQ1348	C	GLENN CHASITY	6/2/2022	11/29/2022	00549704	1,514.00
AT7	13980005	042	UT	CB	01/01/2020	306T3656	WC	FPD4243	M	MAYBERRY SHANE	2/21/2020	11/16/2022	68091262	1,507.82
AT7	14480022030	042	UT	CB	01/01/2021	306T3656	WC	FTK9775	E	HANCOCK SHAWN	8/27/2021	11/10/2022	68086425	1,497.84
AT7	16080001001	095	UT	CM	01/01/2022	306T3656	WC	FWQ6950	M	SHIRVANI JASON	06/30/2022	10/26/2022	68075341	1,496.88
AT7	16080001003	042	UT	CB	01/01/2022	306T3656	WC	FXL5905	M	HAMBLETON MATTHEW	7/7/2022	11/23/2022	68096781	1,496.88
AT7	11770	042	UT	CB	01/01/2018	306T3656	WC	A3C1892	C	STEELE DENNIS	9/15/2018	10/12/2022	68062276	1,494.00
AT7	11770	042	UT	CB	01/01/2018	306T3656	WC	A3C1892	C	STEELE DENNIS	9/15/2018	10/26/2022	68072679	1,494.00
AT7	11770	042	UT	CB	01/01/2018	306T3656	WC	A3C1892	C	STEELE DENNIS	9/15/2018	11/9/2022	68083304	1,494.00
AT7	11770	042	UT	CB	01/01/2018	306T3656	WC	A3C1892	C	STEELE DENNIS	9/15/2018	11/23/2022	68094346	1,494.00
AT7	14260004	042	UT	CB	01/01/2022	306T3656	WC	FXL0472	E	KEARL COBY	8/30/2022	10/6/2022	22000004	1,469.14
AT7	10480007	095	UT	CM	01/01/2022	306T3656	WC	FXW1412	M	RONNIE LHOPES	10/20/2022	11/16/2022	68090643	1,457.86
AT7	11870	095	UT	CM	01/01/2022	306T3656	WC	FWK9682	M	JEWKES DEBRA	5/26/2022	10/5/2022	68059637	1,457.31
AT7	16080003003	042	UT	CB	01/01/2022	306T3656	WC	FXL7607	C	DUSTIN SMITH	10/04/2022	10/17/2022	00520830	1,452.84
AT7	13200008	095	UT	CM	01/01/2022	306T3656	WC	FXB7588	M	SCOTT JCALL	8/18/2022	10/12/2022	68064634	1,434.78
AT7	16110211	042	UT	CB	01/01/2021	306T3656	WC	FTK0277	C	GRACIA LIONEL R	7/16/2021	10/3/2022	68056022	1,384.00
AT7	16110211	042	UT	CB	01/01/2021	306T3656	WC	FTK0277	C	GRACIA LIONEL R	7/16/2021	10/17/2022	68066019	1,384.00
AT7	14480022042	042	UT	CB	01/01/2022	306T3656	WC	FWK2605	C	HOWELL DOUGLAS	04/24/2022	10/20/2022	68069978	1,384.00
AT7	13510002	042	UT	CB	01/01/2021	306T3656	WC	FUN0109	C	THACKER BRYANT G	12/15/2021	10/21/2022	68070646	1,384.00
AT7	14480022042	042	UT	CB	01/01/2022	306T3656	WC	FWK2605	C	HOWELL DOUGLAS	4/24/2022	11/2/2022	68080737	1,384.00
AT7	13510002	042	UT	CB	01/01/2021	306T3656	WC	FUN0109	C	THACKER BRYANT G	12/15/2021	11/4/2022	68081379	1,384.00
AT7	14480022042	042	UT	CB	01/01/2022	306T3656	WC	FWK2605	C	HOWELL DOUGLAS	4/24/2022	11/17/2022	68091479	1,384.00
AT7	13510002	042	UT	CB	01/01/2021	306T3656	WC	FUN0109	C	THACKER BRYANT G	12/15/2021	11/18/2022	68092067	1,384.00
AT7	14480022042	042	UT	CB	01/01/2022	306T3656	WC	FWK2605	C	HOWELL DOUGLAS	4/24/2022	11/30/2022	68100867	1,384.00
AT7	10030002	095	UT	CM	01/01/2022	306T3656	WC	FXL2495	M	JOSHUA CLUFF	9/11/2022	10/19/2022	68068476	1,332.04
AT7	16080001005	042	UT	CB	01/01/2022	306T3656	WC	FWK2634	M	ROSS TODD	4/7/2022	11/9/2022	68084881	1,331.81
AT7	13640004	042	UT	CB	01/01/2020	306T3656	WC	FPZ8038	M	RUNOLFSON GABRIEL	7/2/2020	11/23/2022	68096884	1,288.27

**CSS Worker's Compensation Disbursements  
Oct 2022 to Nov 2022 - By Check Amount**

Client Code	Organization Code	Adjusting Office	State	Claim Designator	Policy Effective Date	Policy Number	Line	Claim Number	Payment Type	Claimant Name	Loss Date	Charge Date	Check Number	Check Amount
AT7	14480022040	042	UT	CB	01/01/2020	306T3656	WC	FQV0297	C	BUFTON BEAU	9/12/2020	11/23/2022	68094348	1,272.00
AT7	11490022007	095	UT	CM	01/01/2022	306T3656	WC	FVC6265	M	JAMES BBLACK	1/24/2022	11/23/2022	68096761	1,254.88
AT7	16110114	042	UT	CB	01/01/2020	306T3656	WC	FPZ2824	C	CHRISTENSEN BRETT	6/15/2020	10/11/2022	00516537	1,222.00
AT7	16110114	042	UT	CB	01/01/2020	306T3656	WC	FPZ2824	C	CHRISTENSEN BRETT	06/15/2020	10/25/2022	00526514	1,222.00
AT7	16110114	042	UT	CB	01/01/2020	306T3656	WC	FPZ2824	C	CHRISTENSEN BRETT	6/15/2020	11/8/2022	00536504	1,222.00
AT7	16110114	042	UT	CB	01/01/2020	306T3656	WC	FPZ2824	C	CHRISTENSEN BRETT	6/15/2020	11/22/2022	00546581	1,222.00
AT7	16140003	095	UT	CM	01/01/2022	306T3656	WC	FWK6368	M	THOMASON RANDY M	5/11/2022	11/9/2022	68085856	1,215.02
AT7	12860	042	UT	CB	01/01/2022	306T3656	WC	FXL1487	M	ROBYN WOOLSTENHUL	09/01/2022	10/18/2022	68067183	1,214.55
AT7	13230004	042	UT	CB	01/01/2009	306T3656	WC	A4J5660	C	CRUMP DANNY R	7/21/2009	10/13/2022	02394033	1,209.80
AT7	13230004	042	UT	CB	01/01/2009	306T3656	WC	A4J5660	C	CRUMP DANNY R	7/21/2009	10/27/2022	02398322	1,209.80
AT7	13230004	042	UT	CB	01/01/2009	306T3656	WC	A4J5660	C	CRUMP DANNY R	7/21/2009	11/10/2022	02403240	1,209.80
AT7	13230004	042	UT	CB	01/01/2009	306T3656	WC	A4J5660	C	CRUMP DANNY R	7/21/2009	11/23/2022	02407456	1,209.80
AT7	14260004	042	UT	CB	01/01/2022	306T3656	WC	FXL0472	C	KEARL COBY	8/30/2022	10/11/2022	00516639	1,207.12
AT7	14580010	042	UT	CB	01/01/2019	306T3656	WC	FKV9107	M	MANNING AMMON	1/7/2019	11/16/2022	68091148	1,201.56
AT7	10970	042	UT	CB	01/01/1987	306T4813	WC	A4J6803	C	IVIE GERRY	07/02/1987	10/21/2022	68070643	1,140.00
AT7	10970	042	UT	CB	01/01/1987	306T4813	WC	A4J6803	C	IVIE GERRY	7/2/1987	11/18/2022	68092060	1,140.00
AT7	14480011019	095	UT	CM	01/01/2022	306T3656	WC	FXB4302	M	BROWN KEVIN	7/22/2022	11/23/2022	68096883	1,132.43
AT7	13980008	042	UT	CB	01/01/2022	306T3656	WC	FVK0481	M	ORTON SHAUN	02/25/2022	10/05/2022	68059520	1,123.80
AT7	11520	095	UT	CM	01/01/2022	306T3656	WC	FVK7230	M	CHILDS RICKY	3/30/2022	11/9/2022	68085747	1,117.80
AT7	12230004019	042	UT	CB	01/01/2021	306T3656	WC	FRU7894	M	COOK DARIN	2/3/2021	10/26/2022	68075194	1,115.00
AT7	13270006	042	UT	CB	01/01/2022	306T3656	WC	FWK3992	M	MONSON RYZER	5/2/2022	10/13/2022	68065296	1,088.76
AT7	16110220	095	UT	CM	01/01/2022	306T3656	WC	FWQ9102	M	GARRETT CHELVEY	07/12/2022	10/26/2022	68075420	1,088.31
AT7	11520	095	UT	CM	01/01/2022	306T3656	WC	FWQ7917	M	LEAVITT KYLE C	5/16/2022	11/2/2022	68080559	1,086.74
AT7	16110500	042	UT	CB	01/01/2022	306T3656	WC	FXL2239	E	VALDOVINOS BERNAR	09/08/2022	10/13/2022	22000002	1,056.82
AT7	16110220	095	UT	CM	01/01/2022	306T3656	WC	FWQ9102	M	HELVEY GARRETT C	7/12/2022	11/23/2022	68096885	1,052.93
AT7	11200004	042	UT	CB	01/01/2021	306T3656	WC	FTA0846	M	EVANS MATTHEW	6/1/2021	11/4/2022	68081906	1,042.60
AT7	13660003	042	UT	CB	01/01/2022	306T3656	WC	FWK8509	M	LUERA DERRICK	5/23/2022	10/19/2022	68069730	1,018.13
AT7	11640005	042	UT	CB	01/01/2012	306T3656	WC	ETX7968	C	HATCH MICHAEL J	7/6/2012	10/10/2022	68061029	1,016.00
AT7	11640005	042	UT	CB	01/01/2012	306T3656	WC	ETX7968	C	HATCH MICHAEL J	7/6/2012	10/24/2022	68071210	1,016.00
AT7	11640005	042	UT	CB	01/01/2012	306T3656	WC	ETX7968	C	HATCH MICHAEL J	7/6/2012	11/7/2022	68081978	1,016.00
AT7	11640005	042	UT	CB	01/01/2012	306T3656	WC	ETX7968	C	HATCH MICHAEL J	7/6/2012	11/21/2022	68092768	1,016.00
AT7	11030001	042	UT	CB	01/01/2022	306T3656	WC	FWQ1348	M	GLENN CHASITY	6/2/2022	11/9/2022	68085665	989.10
AT7	14260001	042	UT	CB	01/01/2022	306T3656	WC	FWQ2612	M	NEWMAN KATHRYN	6/1/2022	10/26/2022	68075399	977.54
AT7	14050001001	042	UT	CB	01/01/2022	306T3656	WC	FXL6681	E	BACKMAN DARREN	9/26/2022	11/17/2022	22000005	967.96
AT7	12830	042	UT	CB	01/01/2022	306T3656	WC	FWK9510	C	ROWSER TYLER	5/29/2022	10/27/2022	00528672	956.95
AT7	13660003	042	UT	CB	01/01/2022	306T3656	WC	FWQ1661	M	ROBINSON ZACH	6/7/2022	11/23/2022	68096763	952.00

**CSS Worker's Compensation Disbursements  
Oct 2022 to Nov 2022 - By Check Amount**

Client Code	Organization Code	Adjusting Office	State	Claim Designator	Policy Effective Date	Policy Number	Line	Claim Number	Payment Type	Claimant Name	Loss Date	Charge Date	Check Number	Check Amount
AT7	13270008	095	UT	CM	01/01/2022	306T3656	WC	FWQ3665	M	KALEB BENCH	5/1/2022	10/12/2022	68064547	945.62
AT7	12810	042	UT	CB	01/01/2008	306T3656	WC	A5V0391	C	SKINNER CHARLES B	11/03/2008	10/05/2022	02391156	928.46
AT7	12810	042	UT	CB	01/01/2008	306T3656	WC	A5V0391	C	SKINNER CHARLES B	11/3/2008	10/19/2022	02395901	928.46
AT7	12810	042	UT	CB	01/01/2008	306T3656	WC	A5V0391	C	SKINNER CHARLES B	11/3/2008	11/2/2022	02400271	928.46
AT7	12810	042	UT	CB	01/01/2008	306T3656	WC	A5V0391	C	SKINNER CHARLES B	11/3/2008	11/16/2022	02404730	928.46
AT7	12810	042	UT	CB	01/01/2008	306T3656	WC	A5V0391	C	SKINNER CHARLES B	11/3/2008	11/30/2022	02409495	928.46
AT7	17950	042	UT	CB	01/01/2021	306T3656	WC	FTK4591	C	WILSON JACKIE	7/26/2021	10/13/2022	68064846	924.00
AT7	17950	042	UT	CB	01/01/2021	306T3656	WC	FTK4591	C	WILSON JACKIE	7/26/2021	10/27/2022	68075634	924.00
AT7	17950	042	UT	CB	01/01/2021	306T3656	WC	FTK4591	C	WILSON JACKIE	7/26/2021	11/9/2022	00537548	924.00
AT7	16690010	095	UT	CM	01/01/2022	306T3656	WC	FVK4945	M	DAVID LIND	03/06/2022	10/05/2022	68059646	917.61
AT7	11740	042	UT	CB	01/01/1999	306T4813	WC	A4J8127	C	DALLEY RAWLAND	5/28/1999	10/26/2022	68075500	908.00
AT7	11740	042	UT	CB	01/01/1999	306T4813	WC	A4J8127	C	DALLEY RAWLAND	5/28/1999	11/23/2022	68096972	908.00
AT7	12790	042	UT	CB	01/01/2022	306T3656	WC	FXL5697	M	LAW COLBY D	8/30/2022	11/30/2022	68100708	906.36
AT7	10110	095	UT	CM	01/01/2022	306T3656	WC	FXB0038	M	HIRSCHI STEVE T	7/15/2022	11/2/2022	68080662	905.05
AT7	14140006	042	UT	CB	01/01/2021	306T3656	WC	FVK2232	M	ESPINOZA DANIEL	12/29/2021	10/05/2022	68059509	904.41
AT7	14050001001	042	UT	CB	01/01/2022	306T3656	WC	FXL6681	M	DARREN BACKMAN	9/26/2022	10/26/2022	68075251	903.94
AT7	15080003	042	UT	CB	01/01/2022	306T3656	WC	FWQ3568	M	GINES RICK	06/15/2022	10/26/2022	68075340	900.77
AT7	16110500	042	UT	CB	01/01/2022	306T3656	WC	FXL2239	M	VALDOVINOS BERNAR	9/8/2022	10/5/2022	68059618	893.56
AT7	13660003	042	UT	CB	01/01/2022	306T3656	WC	FWQ1661	C	ZACH ROBINSON	06/07/2022	10/31/2022	68076867	889.67
AT7	14480007011	042	UT	CB	01/01/2021	306T3656	WC	FTK7049	C	SYKES ETHEL J	8/18/2021	10/5/2022	00512694	880.00
AT7	14480007011	042	UT	CB	01/01/2021	306T3656	WC	FTK7049	C	SYKES ETHEL J	08/18/2021	10/19/2022	00522653	880.00
AT7	14480007011	042	UT	CB	01/01/2021	306T3656	WC	FTK7049	C	SYKES ETHEL J	8/18/2021	11/2/2022	00532653	880.00
AT7	14480007011	042	UT	CB	01/01/2021	306T3656	WC	FTK7049	C	SYKES ETHEL J	8/18/2021	11/14/2022	00540837	880.00
AT7	14480007011	042	UT	CB	01/01/2021	306T3656	WC	FTK7049	C	SYKES ETHEL J	8/18/2021	11/30/2022	00552363	880.00
AT7	12790	042	UT	CB	01/01/2022	306T3656	WC	FXL5697	C	LAW COLBY D	8/30/2022	11/22/2022	68093584	874.24
AT7	14260004	042	UT	CB	01/01/2022	306T3656	WC	FXL0472	M	KEARL COBY	08/30/2022	10/05/2022	68059509	868.54
AT7	16110211	042	UT	CB	01/01/2021	306T3656	WC	FTK0277	C	GRACIA LIONEL R	7/16/2021	10/31/2022	68076863	865.00
AT7	14140006	042	UT	CB	01/01/2022	306T3656	WC	FXB5750	C	PALMER JACOB	8/9/2022	10/5/2022	68057235	858.81
AT7	15130	042	UT	CB	01/01/2022	306T3656	WC	FXL2781	M	HOLMES BRET K	9/12/2022	11/16/2022	68091143	855.82
AT7	10480008	095	UT	CM	01/01/2022	306T3656	WC	FXB5834	M	MAXFIELD JENNIFER	8/9/2022	10/12/2022	68064562	849.50
AT7	14140006	042	UT	CB	01/01/2022	306T3656	WC	FXB5750	E	PALMER JACOB	8/9/2022	10/6/2022	22000005	847.76
AT7	12960008	042	UT	CB	01/01/2021	306T3656	WC	FTK4420	M	OLESON PAUL	8/1/2021	11/30/2022	68100707	839.78
AT7	11640003	042	UT	CB	01/01/2022	306T3656	WC	FXL9511	C	JEFFREY RICHEY	10/11/2022	10/26/2022	68072684	827.96
AT7	16080001001	042	UT	CB	01/01/2022	306T3656	WC	FWQ6950	C	SHIRVANI JASON	6/30/2022	11/18/2022	68092068	826.00
AT7	14050001001	042	UT	CB	01/01/2022	306T3656	WC	FXL6681	C	BACKMAN DARREN	9/26/2022	11/16/2022	68088710	824.91
AT7	11030001	042	UT	CB	01/01/2022	306T3656	WC	FWQ1348	M	GLENN CHASITY	6/2/2022	10/12/2022	68064493	822.12

**CSS Worker's Compensation Disbursements  
Oct 2022 to Nov 2022 - By Check Amount**

Client Code	Organization Code	Adjusting Office	State	Claim Designator	Policy Effective Date	Policy Number	Line	Claim Number	Payment Type	Claimant Name	Loss Date	Charge Date	Check Number	Check Amount
AT7	12960008	042	UT	CB	01/01/2021	306T3656	WC	FTK4420	M	OLESON PAUL	8/1/2021	11/16/2022	68091149	821.60
AT7	14140006	042	UT	CB	01/01/2022	306T3656	WC	FXB5750	M	PALMER JACOB	08/09/2022	10/19/2022	68068157	816.00
AT7	14140001	042	UT	CB	01/01/2021	306T3656	WC	FUN0856	M	HIGGINS DEVEN	12/16/2021	11/23/2022	68096886	786.45
AT7	14480011018	042	UT	CB	01/01/2022	306T3656	WC	FXL5132	C	MIKE HEWARD	9/19/2022	10/5/2022	68057242	786.00
AT7	14480011018	042	UT	CB	01/01/2022	306T3656	WC	FXL5132	C	HEWARD MIKE	09/19/2022	10/18/2022	00521580	786.00
AT7	14480011018	042	UT	CB	01/01/2022	306T3656	WC	FXL5132	C	HEWARD MIKE	9/19/2022	11/15/2022	00541614	786.00
AT7	14480011018	042	UT	CB	01/01/2022	306T3656	WC	FXL5132	C	HEWARD MIKE	9/19/2022	11/29/2022	00549705	786.00
AT7	13200008	042	UT	CB	01/01/2022	306T3656	WC	FVK7077	C	FLAIG PAUL	3/29/2022	11/21/2022	68092774	785.67
AT7	13020009	042	UT	CB	01/01/2022	306T3656	WC	FXL0453	M	COOK STETSON	8/30/2022	11/16/2022	68091146	785.52
AT7	11030005	042	UT	CB	01/01/2022	306T3656	WC	FVK9877	M	SCOTT JEFFREY	4/11/2022	10/12/2022	68064550	777.26
AT7	16690032	042	UT	CB	01/01/2022	306T3656	WC	FWK6752	M	MEDINA MITZIANA	5/13/2022	11/14/2022	68087730	771.81
AT7	13160001	095	UT	CM	01/01/2022	306T3656	WC	FWK2057	M	HEATH LPAYTON	04/21/2022	10/05/2022	68059643	761.46
AT7	13200008	042	UT	CB	01/01/2022	306T3656	WC	FVK7077	M	FLAIG PAUL	03/29/2022	10/05/2022	68059638	760.12
AT7	10480020	042	UT	CB	01/01/2022	306T3656	WC	FWQ8600	C	CLARK JENNAFER	7/6/2022	10/20/2022	68069980	758.00
AT7	10480020	042	UT	CB	01/01/2022	306T3656	WC	FWQ8600	C	CLARK JENNAFER	7/6/2022	11/2/2022	68080738	758.00
AT7	10480020	042	UT	CB	01/01/2022	306T3656	WC	FWQ8600	C	CLARK JENNAFER	7/6/2022	11/17/2022	68091482	758.00
AT7	10480020	042	UT	CB	01/01/2022	306T3656	WC	FWQ8600	C	CLARK JENNAFER	7/6/2022	11/30/2022	68100868	758.00
AT7	17310	042	UT	CB	01/01/2005	306T4813	WC	EZD4860	C	SHROPE LOUIS	2/17/2005	10/5/2022	02391311	753.93
AT7	17310	042	UT	CB	01/01/2005	306T4813	WC	EZD4860	C	SHROPE LOUIS	02/17/2005	10/19/2022	02396055	753.93
AT7	17310	042	UT	CB	01/01/2005	306T4813	WC	EZD4860	C	SHROPE LOUIS	2/17/2005	11/2/2022	02400427	753.93
AT7	17310	042	UT	CB	01/01/2005	306T4813	WC	EZD4860	C	SHROPE LOUIS	2/17/2005	11/16/2022	02404880	753.93
AT7	12830	042	UT	CB	01/01/2022	306T3656	WC	FWK9510	C	ROWSER TYLER	5/29/2022	11/14/2022	00540659	737.15
AT7	16110200	042	UT	CB	01/01/2022	306T3656	WC	FXL3353	M	SEELY AMMON L	09/13/2022	10/12/2022	68064149	737.03
AT7	16080003003	042	UT	CB	01/01/2022	306T3656	WC	FVK1708	M	FLYGARE TYLER	3/3/2022	10/5/2022	68059522	732.60
AT7	13580	042	UT	CB	01/01/2021	306T3656	WC	FRU2531	C	NAKAI RITA	1/5/2021	10/3/2022	68056021	722.00
AT7	13580	042	UT	CB	01/01/2021	306T3656	WC	FRU2531	C	NAKAI RITA	01/05/2021	10/17/2022	68066017	722.00
AT7	13580	042	UT	CB	01/01/2021	306T3656	WC	FRU2531	C	NAKAI RITA	1/5/2021	10/31/2022	68076862	722.00
AT7	13580	042	UT	CB	01/01/2021	306T3656	WC	FRU2531	C	NAKAI RITA	1/5/2021	11/14/2022	68087280	722.00
AT7	13580	042	UT	CB	01/01/2021	306T3656	WC	FRU2531	C	NAKAI RITA	1/5/2021	11/30/2022	68098492	722.00
AT7	13160001	042	UT	CB	01/01/2019	306T3656	WC	FKN5056	M	LYNCH KEVIN S	1/4/2019	10/20/2022	02396616	711.44
AT7	16690025	042	UT	CB	01/01/2022	306T3656	WC	FVC9721	M	AWERKAMP ERIN B	2/21/2022	10/26/2022	68075416	702.99
AT7	16690025	042	UT	CB	01/01/2022	306T3656	WC	FVC9721	M	AWERKAMP ERIN B	2/21/2022	11/16/2022	68091264	702.99
AT7	13020009	042	UT	CB	01/01/2022	306T3656	WC	FXL0453	M	COOK STETSON	8/30/2022	10/18/2022	02395756	698.63
AT7	13640004	042	UT	CB	01/01/2020	306T3656	WC	FPZ8038	M	RUNOLFSON GABRIEL	7/2/2020	10/26/2022	68075419	682.32
AT7	13510003	042	UT	CB	01/01/2022	306T3656	WC	FXB4101	M	KILPATRICK DREW	08/03/2022	10/12/2022	68063349	677.25
AT7	12830	042	UT	CB	01/01/2022	306T3656	WC	FWK9510	M	ROWSER TYLER	5/29/2022	11/23/2022	68095429	677.25

**CSS Worker's Compensation Disbursements  
Oct 2022 to Nov 2022 - By Check Amount**

Client Code	Organization Code	Adjusting Office	State	Claim Designator	Policy Effective Date	Policy Number	Line	Claim Number	Payment Type	Claimant Name	Loss Date	Charge Date	Check Number	Check Amount
AT7	10310008	095	UT	CM	01/01/2022	306T3656	WC	FXW6896	M	LARRY WZOLMAN	11/15/2022	11/30/2022	68100686	672.75
AT7	16110200	042	UT	CB	01/01/2022	306T3656	WC	FXL3353	M	SEELY AMMON L	09/13/2022	10/05/2022	68058176	671.68
AT7	11200004	042	UT	CB	01/01/2021	306T3656	WC	FTA0846	E	EVANS MATTHEW	6/1/2021	10/6/2022	22000060	652.99
AT7	14480022045	095	UT	CM	01/01/2022	306T3656	WC	FXL1647	M	MICHALEK JEREMY E	9/6/2022	10/5/2022	68059610	645.85
AT7	12830	042	UT	CB	01/01/2022	306T3656	WC	FWK9510	C	ROWSER TYLER	5/29/2022	10/11/2022	00516562	643.62
AT7	11030005	042	UT	CB	01/01/2022	306T3656	WC	FVK9877	M	SCOTT JEFFREY	4/11/2022	11/16/2022	68090396	632.10
AT7	12230004019	042	UT	CB	01/01/2021	306T3656	WC	FRU7894	M	COOK DARIN	02/03/2021	10/19/2022	68069479	630.00
AT7	16690010	095	UT	CM	01/01/2022	306T3656	WC	FVK4945	E	DAVID LIND	3/6/2022	10/6/2022	22000001	624.14
AT7	16690025	042	UT	CB	01/01/2022	306T3656	WC	FVC9721	M	AWERKAMP ERIN B	2/21/2022	10/5/2022	68059640	618.50
AT7	16110400	042	UT	CB	01/01/2022	306T3656	WC	FXB6458	M	GARDNER BRADLEY G	8/10/2022	11/16/2022	68089890	614.50
AT7	11490022006	042	UT	CB	01/01/2016	306T3656	WC	E7W6646	M	BROWNELL STEVE	10/7/2016	11/9/2022	68083398	606.39
AT7	13230001	042	UT	CB	01/01/2022	306T3656	WC	FXL5025	E	BRICKEY DAVID R	9/21/2022	11/30/2022	33538551	600.00
AT7	14740003	042	UT	CB	01/01/2021	306T3656	WC	FTA3397	M	OBRAY TANNER	6/11/2021	10/5/2022	68058252	595.51
AT7	12060	042	UT	CB	01/01/2022	306T3656	WC	FWQ0607	C	TURNER LACY	06/02/2022	10/26/2022	68072683	593.11
AT7	16080001003	095	UT	CM	01/01/2022	306T3656	WC	FWK8363	M	ERICKSON JACOB	5/22/2022	11/22/2022	02406681	592.45
AT7	16110114	095	UT	CM	01/01/2022	306T3656	WC	FXL0626	M	DAREN WJUDD	8/31/2022	10/26/2022	68075420	588.19
AT7	16140005	042	UT	CB	01/01/2022	306T3656	WC	FWK9853	M	WEESE TAMRA	5/24/2022	10/5/2022	68059513	588.16
AT7	14260001	042	UT	CB	01/01/2022	306T3656	WC	FWQ2612	C	NEWMAN KATHRYN	6/1/2022	11/2/2022	68078214	587.94
AT7	12900	042	UT	CB	01/01/2022	306T3656	WC	FUY0378	M	MILLER RICK	1/5/2022	10/12/2022	68063946	585.00
AT7	16080001001	095	UT	CM	01/01/2022	306T3656	WC	FWQ6950	M	SHIRVANI JASON	6/30/2022	10/4/2022	02390787	579.53
AT7	11030002	042	UT	CB	01/01/2022	306T3656	WC	FVK1229	C	FORBES CHARLES	3/1/2022	10/11/2022	68061641	578.00
AT7	11030002	042	UT	CB	01/01/2022	306T3656	WC	FVK1229	C	FORBES CHARLES	3/1/2022	10/25/2022	68071890	578.00
AT7	11030002	042	UT	CB	01/01/2022	306T3656	WC	FVK1229	C	FORBES CHARLES	3/1/2022	11/8/2022	68082620	578.00
AT7	11030002	042	UT	CB	01/01/2022	306T3656	WC	FVK1229	C	FORBES CHARLES	3/1/2022	11/22/2022	68093581	578.00
AT7	10480020	042	UT	CB	01/01/2022	306T3656	WC	FWQ8600	M	CLARK JENNAFER	7/6/2022	10/12/2022	68064564	577.26
AT7	16140004	042	UT	CB	01/01/2022	306T3656	WC	FXB7410	M	DOUGLAS JOLSON	7/14/2022	10/26/2022	68075415	575.28
AT7	16140004	042	UT	CB	01/01/2022	306T3656	WC	FXB7410	M	OLSON DOUGLAS J	7/14/2022	11/2/2022	68080661	575.28
AT7	13200007	095	UT	CM	01/01/2022	306T3656	WC	FWQ3162	M	PHILLIPS MATTHEW	06/10/2022	10/05/2022	68059639	572.28
AT7	13020009	042	UT	CB	01/01/2021	306T3656	WC	FUB9345	M	JOHNSON RANDY L	12/10/2021	10/06/2022	02392426	570.40
AT7	11030005	042	UT	CB	01/01/2022	306T3656	WC	FVK9877	E	SCOTT JEFFREY	4/11/2022	11/3/2022	22000053	569.37
AT7	16080001003	042	UT	CB	01/01/2022	306T3656	WC	FXL5905	M	MATTHEW HAMBLETON	7/7/2022	10/26/2022	68075340	563.01
AT7	14140006	042	UT	CB	01/01/2022	306T3656	WC	FXB5750	M	PALMER JACOB	8/9/2022	11/16/2022	68091142	562.95
AT7	14140006	042	UT	CB	01/01/2022	306T3656	WC	FXB5750	C	PALMER JACOB	8/9/2022	11/3/2022	68080887	557.31
AT7	14140006	042	UT	CB	01/01/2022	306T3656	WC	FXB5750	C	PALMER JACOB	8/9/2022	11/10/2022	68086052	557.31
AT7	17310002	042	UT	CB	01/01/2022	306T3656	WC	FXL5066	M	TROY ROTHE	8/1/2022	10/26/2022	68075332	552.95
AT7	12690004	042	UT	CB	01/01/2022	306T3656	WC	FWK9974	M	PARK EDWIN	5/26/2022	10/26/2022	68075328	550.80

**CSS Worker's Compensation Disbursements  
Oct 2022 to Nov 2022 - By Check Amount**

Client Code	Organization Code	Adjusting Office	State	Claim Designator	Policy Effective Date	Policy Number	Line	Claim Number	Payment Type	Claimant Name	Loss Date	Charge Date	Check Number	Check Amount
AT7	13230	042	UT	CB	01/01/1993	306T4813	WC	A4J7027	M	SERASSIO DARLA	10/15/1993	10/19/2022	02396107	543.66
AT7	14640020	042	UT	CB	01/01/2022	306T3656	WC	FXL2110	M	MCKEE MITCHELL	9/7/2022	10/12/2022	68064465	536.67
AT7	13020009	042	UT	CB	01/01/2021	306T3656	WC	FUB9345	M	JOHNSON RANDY L	12/10/2021	11/3/2022	02401200	535.74
AT7	16690016	042	UT	CB	01/01/2022	306T3656	WC	FXB0866	C	GRIFFIN JENIFER L	6/2/2022	11/16/2022	68088708	535.01
AT7	13660004	095	UT	CM	01/01/2022	306T3656	WC	FXL9341	M	JEFF PACE	10/4/2022	10/26/2022	68075302	530.69
AT7	14140006	042	UT	CB	01/01/2022	306T3656	WC	FXB5750	C	PALMER JACOB	8/9/2022	10/19/2022	68067272	520.21
AT7	13660003	042	UT	CB	01/01/2022	306T3656	WC	FWK8509	M	LUERA DERRICK	05/23/2022	10/05/2022	68058779	520.00
AT7	14050001001	042	UT	CB	01/01/2022	306T3656	WC	FXL6681	M	BACKMAN DARREN	9/26/2022	11/30/2022	68099946	520.00
AT7	10810	042	UT	CB	01/01/1996	306T4813	WC	A4J7017	M	BROWN CHRIS J	11/19/1996	11/2/2022	68080564	518.45
AT7	10020	095	UT	CM	01/01/2022	306T3656	WC	FXL5161	M	WALLACE LANDON	9/20/2022	11/23/2022	68096881	507.48
AT7	12230004019	042	UT	CB	01/01/2021	306T3656	WC	FRU7894	M	COOK DARIN	2/3/2021	11/16/2022	68090986	504.00
AT7	13510003	042	UT	CB	01/01/2022	306T3656	WC	FXB4101	M	KILPATRICK DREW	8/3/2022	10/12/2022	68064450	499.23
AT7	11660003	042	UT	CB	01/01/2022	306T3656	WC	FWQ9909	M	VEGA ROMAN	7/13/2022	11/23/2022	68096746	497.38
AT7	11110	042	UT	CB	01/01/1989	306T4813	WC	A4J7066	M	JENSEN MICHAEL	4/25/1989	11/23/2022	68096576	492.98
AT7	14890	042	UT	CB	01/01/2022	306T3656	WC	FXB3747	M	JENSEN DALLIN	8/2/2022	10/12/2022	68064522	491.84
AT7	14050001001	042	UT	CB	01/01/2022	306T3656	WC	FXL6681	M	BACKMAN DARREN	9/26/2022	11/2/2022	68079864	489.60
AT7	14890	042	UT	CB	01/01/2022	306T3656	WC	FXB3747	M	JENSEN DALLIN	8/2/2022	11/14/2022	68087284	487.60
AT7	14480022044	042	UT	CB	01/01/2022	306T3656	WC	FWQ2255	C	EPPERSON REBEKAH	6/9/2022	10/13/2022	68064848	486.00
AT7	14480022044	042	UT	CB	01/01/2022	306T3656	WC	FWQ2255	C	EPPERSON REBEKAH	6/9/2022	10/27/2022	68075636	486.00
AT7	14480022044	042	UT	CB	01/01/2022	306T3656	WC	FWQ2255	C	EPPERSON REBEKAH	6/9/2022	11/10/2022	68086051	486.00
AT7	14050001001	042	UT	CB	01/01/2022	306T3656	WC	FXL6681	C	BACKMAN DARREN	9/26/2022	11/16/2022	68088711	484.32
AT7	14910	042	UT	CB	01/01/2022	306T3656	WC	FXL4106	C	NORTHUP THAROLD	9/6/2022	11/21/2022	68092777	484.32
AT7	16080001003	095	UT	CM	01/01/2022	306T3656	WC	FVK3153	M	BRANDT ADAM	2/11/2022	11/23/2022	68096782	480.05
AT7	16110211	095	UT	CM	01/01/2022	306T3656	WC	FVK9409	M	LAWSON KENTON D	4/9/2022	10/12/2022	68064628	479.36
AT7	11910002	095	UT	CM	01/01/2022	306T3656	WC	FXB8664	M	NICHOLAS TOBLER	8/22/2022	10/5/2022	68059644	478.67
AT7	10810	042	UT	CB	01/01/1996	306T4813	WC	A4J7017	M	BROWN CHRIS J	11/19/1996	11/30/2022	68099563	476.96
AT7	14580010	042	UT	CB	01/01/2019	306T3656	WC	FKV9107	M	MANNING AMMON	1/7/2019	10/12/2022	68064556	476.00
AT7	13230	042	UT	CB	01/01/1993	306T4813	WC	A4J7027	M	SERASSIO DARLA	10/15/1993	10/19/2022	68069644	472.85
AT7	12790	042	UT	CB	01/01/2022	306T3656	WC	FXL5697	M	COLBY DLAW	8/30/2022	10/12/2022	68064437	468.21
AT7	14640020	042	UT	CB	01/01/2021	306T3656	WC	FTK8634	M	LLOYD DAKOTA J	08/24/2021	10/26/2022	68075416	467.94
AT7	14260001	042	UT	CB	01/01/2022	306T3656	WC	FWQ2612	C	NEWMAN KATHRYN	06/01/2022	10/19/2022	68067270	464.10
AT7	17950	042	UT	CB	01/01/2021	306T3656	WC	FTK4591	M	WILSON JACKIE	07/26/2021	10/19/2022	68069644	462.69
AT7	14140001	042	UT	CB	01/01/2021	306T3656	WC	FUN0856	M	HIGGINS DEVEN	12/16/2021	10/26/2022	68075421	461.81
AT7	15080003	042	UT	CB	01/01/2022	306T3656	WC	FWQ3568	E	GINES RICK	6/15/2022	11/28/2022	22000008	459.40
AT7	11200004	042	UT	CB	01/01/2021	306T3656	WC	FTA0846	M	EVANS MATTHEW	06/01/2021	10/05/2022	68059520	459.00
AT7	14140006	042	UT	CB	01/01/2022	306T3656	WC	FXB5750	C	PALMER JACOB	8/9/2022	11/29/2022	68097762	458.95

**CSS Worker's Compensation Disbursements  
Oct 2022 to Nov 2022 - By Check Amount**

Client Code	Organization Code	Adjusting Office	State	Claim Designator	Policy Effective Date	Policy Number	Line	Claim Number	Payment Type	Claimant Name	Loss Date	Charge Date	Check Number	Check Amount
AT7	11830011	042	UT	CB	01/01/2017	306T3656	WC	E9A2052	C	COX STEVEN W	01/03/2017	10/07/2022	68060417	458.48
AT7	11830011	042	UT	CB	01/01/2017	306T3656	WC	E9A2052	C	COX STEVEN W	01/03/2017	10/21/2022	68070644	458.48
AT7	11830011	042	UT	CB	01/01/2017	306T3656	WC	E9A2052	C	COX STEVEN W	1/3/2017	11/8/2022	68082612	458.48
AT7	11830011	042	UT	CB	01/01/2017	306T3656	WC	E9A2052	C	COX STEVEN W	1/3/2017	11/22/2022	68093574	458.48
AT7	13660002001	095	UT	CM	01/01/2022	306T3656	WC	FWQ6248	M	GEDDES JAY	06/16/2022	10/19/2022	68069556	457.20
AT7	13660002001	095	UT	CM	01/01/2022	306T3656	WC	FWQ6248	M	GEDDES JAY	6/16/2022	11/9/2022	68085666	457.20
AT7	10750007	095	UT	CM	01/01/2022	306T3656	WC	FXL1479	M	YARRINGTON DAVID	09/01/2022	10/05/2022	68059629	451.02
AT7	13660003	095	UT	CM	01/01/2022	306T3656	WC	FVC5387	M	DAVIS JESSE	1/24/2022	11/2/2022	68080536	450.84
AT7	11460	042	UT	CB	01/01/2022	306T3656	WC	FVC5842	E	BRAILSFORD LORETT	2/2/2022	11/3/2022	22000028	443.33
AT7	14050003005	042	UT	CB	01/01/2022	306T3656	WC	FWK4212	M	PETERSON MASON	5/2/2022	11/8/2022	02402120	440.34
AT7	16110200	042	UT	CB	01/01/2022	306T3656	WC	FXL3353	E	SEELY AMMON L	9/13/2022	10/13/2022	22000008	438.56
AT7	14480011019	095	UT	CM	01/01/2022	306T3656	WC	FXB4302	M	BROWN KEVIN	7/22/2022	11/2/2022	68080652	437.71
AT7	16110200	042	UT	CB	01/01/2022	306T3656	WC	FXL3353	C	SEELY AMMON L	9/13/2022	10/12/2022	68062285	437.15
AT7	14580010	042	UT	CB	01/01/2019	306T3656	WC	FKV9107	M	MANNING AMMON	1/7/2019	10/5/2022	68059523	432.00
AT7	16080003003	042	UT	CB	01/01/2022	306T3656	WC	FVK1708	M	FLYGARE TYLER	03/03/2022	10/19/2022	68069630	425.25
AT7	16080003003	042	UT	CB	01/01/2022	306T3656	WC	FXL7607	M	DUSTIN SMITH	10/4/2022	10/26/2022	68075340	422.45
AT7	16080003003	042	UT	CB	01/01/2022	306T3656	WC	FVK1708	M	FLYGARE TYLER	03/03/2022	10/12/2022	68064559	421.40
AT7	11310	042	UT	CB	01/01/2022	306T3656	WC	FXB4525	M	PACE MATTHEW	8/5/2022	10/5/2022	68059509	420.70
AT7	16690009	042	UT	CB	01/01/2022	306T3656	WC	FXW3942	M	MARVIN JTIPPINS	10/31/2022	11/23/2022	68096866	417.05
AT7	13230006001	095	UT	CM	01/01/2022	306T3656	WC	FWK9060	M	HUFFAKER KELLY	5/12/2022	10/12/2022	68064625	415.86
AT7	16080001003	095	UT	CM	01/01/2022	306T3656	WC	FWK8363	M	ERICKSON JACOB	5/22/2022	10/5/2022	68059544	415.81
AT7	14740003	042	UT	CB	01/01/2021	306T3656	WC	FTA3397	C	OBRAY TANNER	6/11/2021	10/5/2022	00512696	415.71
AT7	16080001001	095	UT	CM	01/01/2022	306T3656	WC	FWQ6950	M	SHIRVANI JASON	6/30/2022	10/25/2022	02397620	415.11
AT7	16080001003	095	UT	CM	01/01/2022	306T3656	WC	FWK8363	M	ERICKSON JACOB	5/22/2022	11/23/2022	68096781	414.05
AT7	11640003	042	UT	CB	01/01/2022	306T3656	WC	FXL9511	C	RICHEY JEFFREY	10/11/2022	11/9/2022	68083309	414.03
AT7	14480022040	042	UT	CB	01/01/2020	306T3656	WC	FQV0297	E	BUFTON BEAU	9/12/2020	11/23/2022	68096780	413.40
AT7	16110590	095	UT	CM	01/01/2022	306T3656	WC	FXL6190	M	TOLLY BRETT A	9/26/2022	11/23/2022	68096885	411.68
AT7	14480022042	042	UT	CB	01/01/2021	306T3656	WC	FUB4266	M	COX HYRUM	11/12/2021	10/26/2022	68075331	411.50
AT7	13020009	042	UT	CB	01/01/2022	306T3656	WC	FXL0453	M	COOK STETSON	8/30/2022	11/23/2022	68096876	408.10
AT7	12830	042	UT	CB	01/01/2022	306T3656	WC	FWK9510	M	ROWSER TYLER	05/29/2022	10/12/2022	68063278	406.35
AT7	12830	042	UT	CB	01/01/2022	306T3656	WC	FWK9510	M	ROWSER TYLER	5/29/2022	11/2/2022	68079259	406.35
AT7	14890	042	UT	CB	01/01/2022	306T3656	WC	FXB3747	M	JENSEN DALLIN	8/2/2022	11/16/2022	68091139	405.00
AT7	13510003	042	UT	CB	01/01/2022	306T3656	WC	FXB4101	M	KILPATRICK DREW	8/3/2022	10/5/2022	68058248	403.65
AT7	12790	042	UT	CB	01/01/2022	306T3656	WC	FXL5697	M	LAW COLBY D	8/30/2022	11/30/2022	68100617	399.84
AT7	12940	042	UT	CB	01/01/1991	306T4813	WC	A4J6991	M	ANDREASON J. BLAI	7/9/1991	11/28/2022	02407960	399.81
AT7	17310003	042	UT	CB	01/01/2021	306T3656	WC	FUB4482	M	EDWARDS DEWEY	11/15/2021	10/19/2022	68069751	392.22

**CSS Worker's Compensation Disbursements  
Oct 2022 to Nov 2022 - By Check Amount**

Client Code	Organization Code	Adjusting Office	State	Claim Designator	Policy Effective Date	Policy Number	Line	Claim Number	Payment Type	Claimant Name	Loss Date	Charge Date	Check Number	Check Amount
AT7	10610007	042	UT	CB	01/01/2022	306T3656	WC	FXB8639	M	STAUFFER STEVEN R	8/23/2022	10/19/2022	68069623	388.52
AT7	15320001	095	UT	CM	01/01/2022	306T3656	WC	FXB5653	M	DYKENS SHAUN R	7/23/2022	11/23/2022	68096862	386.60
AT7	11030002	042	UT	CB	01/01/2022	306T3656	WC	FXB5218	M	BRADSHAW NICK	08/03/2022	10/05/2022	68059616	382.49
AT7	14640024	042	UT	CB	01/01/2022	306T3656	WC	FXL7792	M	BONNER TYLER	10/5/2022	11/16/2022	33492538	381.50
AT7	12060	042	UT	CB	01/01/2022	306T3656	WC	FWQ0607	M	TURNER LACY	6/2/2022	10/19/2022	68069628	380.80
AT7	16690030	095	UT	CM	01/01/2022	306T3656	WC	FXW2245	M	CYNTHIA WILSON	8/25/2022	11/23/2022	68096862	372.50
AT7	14640024	042	UT	CB	01/01/2022	306T3656	WC	FXL7792	M	TYLER BONNER	10/5/2022	10/26/2022	33426942	370.60
AT7	16080003003	042	UT	CB	01/01/2022	306T3656	WC	FXL7607	M	SMITH DUSTIN	10/4/2022	11/1/2022	02400033	370.50
AT7	14640020	042	UT	CB	01/01/2021	306T3656	WC	FTK8634	M	LLOYD DAKOTA J	8/24/2021	10/4/2022	02390611	369.36
AT7	16690016	095	UT	CM	01/01/2022	306T3656	WC	FXB0866	M	GRIFFIN JENIFER L	06/02/2022	10/25/2022	02397712	369.36
AT7	15320001	095	UT	CM	01/01/2022	306T3656	WC	FXB5653	M	DYKENS SHAUN R	07/23/2022	10/05/2022	68058050	368.10
AT7	11640003	042	UT	CB	01/01/2022	306T3656	WC	FXB9539	M	WALTON BLAKE	8/27/2022	11/2/2022	68080055	367.65
AT7	16080001003	095	UT	CM	01/01/2022	306T3656	WC	FWK8363	M	ERICKSON JACOB	5/22/2022	11/22/2022	02406680	364.00
AT7	12230004019	042	UT	CB	01/01/2021	306T3656	WC	FRU7894	M	COOK DARIN	2/3/2021	11/21/2022	68093460	359.55
AT7	15130	042	UT	CB	01/01/2022	306T3656	WC	FXL2781	E	HOLMES BRET K	9/12/2022	11/17/2022	22000004	359.46
AT7	15530001	095	UT	CM	01/01/2022	306T3656	WC	FXW2233	M	DICK COATS	10/25/2022	11/16/2022	68091023	358.39
AT7	11030001	042	UT	CB	01/01/2022	306T3656	WC	FWQ1348	M	GLENN CHASITY	6/2/2022	11/9/2022	68085847	357.34
AT7	13020009	042	UT	CB	01/01/2021	306T3656	WC	FUB9345	M	JOHNSON RANDY L	12/10/2021	10/31/2022	68076865	357.28
AT7	13270	042	UT	CB	01/01/1998	306T4813	WC	A4J7016	M	BIRD TRACY	7/25/1998	10/6/2022	02391675	354.70
AT7	12480	042	UT	CB	01/01/2022	306T3656	WC	FWQ0804	M	MCCANDLESS DONALD	6/3/2022	10/5/2022	68059543	354.68
AT7	16080001003	042	UT	CB	01/01/2022	306T3656	WC	FXB8089	M	BANNER DAVID	8/22/2022	11/2/2022	68080577	354.27
AT7	14480022042	042	UT	CB	01/01/2022	306T3656	WC	FXL3524	M	JUSTIN SODJA	09/04/2022	10/14/2022	68065938	354.10
AT7	14260004	042	UT	CB	01/01/2022	306T3656	WC	FXL0472	M	KEARL COBY	08/30/2022	10/12/2022	68064497	353.70
AT7	14890	042	UT	CB	01/01/2022	306T3656	WC	FXB3747	M	JENSEN DALLIN	8/2/2022	10/12/2022	68064553	353.25
AT7	13660001	042	UT	CB	01/01/2022	306T3656	WC	FXB8886	E	LOPICCOLO CINDY	8/24/2022	10/6/2022	22000003	351.76
AT7	12070	042	UT	CB	01/01/2008	306T3656	WC	A9E3676	E	DOMINGO MANUEL	1/21/2008	10/6/2022	22000132	351.75
AT7	16110500	042	UT	CB	01/01/2022	306T3656	WC	FXL2239	C	VALDOVINOS BERNAR	09/08/2022	10/05/2022	68057240	351.41
AT7	14390002	042	UT	CB	01/01/2021	306T3656	WC	FTA4201	E	HADLOCK NICOLE	6/15/2021	10/5/2022	33343528	350.00
AT7	16080001005	042	UT	CB	01/01/2022	306T3656	WC	FWK2634	M	ROSS TODD	4/7/2022	10/26/2022	02398240	349.60
AT7	16080001001	095	UT	CM	01/01/2022	306T3656	WC	FXW4839	M	TERRY PRICE	10/4/2022	11/30/2022	02409801	349.60
AT7	17310002	042	UT	CB	01/01/2022	306T3656	WC	FXB3985	M	OLSEN JASON	7/29/2022	11/9/2022	33464950	348.80
AT7	15130	042	UT	CB	01/01/2022	306T3656	WC	FXL4487	M	CHANDLER JOANN	8/31/2022	11/16/2022	33495746	348.80
AT7	12060	042	UT	CB	01/01/2022	306T3656	WC	FWQ0607	M	TURNER LACY	6/2/2022	11/16/2022	68091133	346.85
AT7	12480	042	UT	CB	01/01/2022	306T3656	WC	FWQ0804	M	MCCANDLESS DONALD	6/3/2022	10/19/2022	68069644	343.21
AT7	14640020	042	UT	CB	01/01/2021	306T3656	WC	FTK8634	M	LLOYD DAKOTA J	8/24/2021	11/23/2022	68096880	336.92
AT7	14190007	095	UT	CM	01/01/2022	306T3656	WC	FXL2784	M	JOHN MIKESSELL	8/15/2022	10/19/2022	68069632	336.68



**CSS Worker's Compensation Disbursements  
Oct 2022 to Nov 2022 - By Check Amount**

Client Code	Organization Code	Adjusting Office	State	Claim Designator	Policy Effective Date	Policy Number	Line	Claim Number	Payment Type	Claimant Name	Loss Date	Charge Date	Check Number	Check Amount
AT7	10030002	095	UT	CM	01/01/2022	306T3656	WC	FXL2495	M	JOSHUA CLUFF	9/11/2022	10/12/2022	68063696	335.40
AT7	14010	042	UT	CB	01/01/2022	306T3656	WC	FXB0775	M	CHADD JAMES R	07/18/2022	10/12/2022	68064575	333.20
AT7	14480007011	042	UT	CB	01/01/2019	306T3656	WC	FMX3723	E	JONES LAURIE	10/3/2019	11/9/2022	68083789	332.50
AT7	17310002	042	UT	CB	01/01/2022	306T3656	WC	FXB3985	E	OLSEN JASON	7/29/2022	11/9/2022	68083789	332.50
AT7	14050001001	042	UT	CB	01/01/2022	306T3656	WC	FVK0155	E	STAMPER DYLAN J	02/23/2022	10/13/2022	22000005	332.38
AT7	16690016	042	UT	CB	01/01/2022	306T3656	WC	FXB0866	M	GRIFFIN JENIFER L	6/2/2022	11/23/2022	68096861	330.00
AT7	16080001003	095	UT	CM	01/01/2022	306T3656	WC	FWK8363	M	ERICKSON JACOB	5/22/2022	11/14/2022	68087362	329.50
AT7	12060	042	UT	CB	01/01/2022	306T3656	WC	FWQ3082	M	SHUPE RUSTIN	6/9/2022	11/30/2022	68099803	327.15
AT7	14640024	042	UT	CB	01/01/2022	306T3656	WC	FXL7792	M	BONNER TYLER	10/5/2022	11/16/2022	33492536	327.00
AT7	14480022042	042	UT	CB	01/01/2022	306T3656	WC	FXW6660	M	GARY COFFEY	11/11/2022	11/30/2022	33541500	327.00
AT7	14640020	042	UT	CB	01/01/2022	306T3656	WC	FXL2110	E	MCKEE MITCHELL	9/7/2022	10/6/2022	22000001	325.25
AT7	14480022044	042	UT	CB	01/01/2022	306T3656	WC	FWQ2255	M	EPPERSON REBEKAH	6/9/2022	10/26/2022	68075400	325.20
AT7	13020008	095	UT	CM	01/01/2022	306T3656	WC	FWQ5916	M	ZACHARY LARSEN	5/14/2022	11/2/2022	68080664	323.82
AT7	13230	042	UT	CB	01/01/1993	306T4813	WC	A4J7027	M	SERASSIO DARLA	10/15/1993	10/26/2022	68075340	323.68
AT7	12900	042	UT	CB	01/01/2022	306T3656	WC	FUY0378	M	MILLER RICK	1/5/2022	10/5/2022	68059620	323.20
AT7	11460	042	UT	CB	01/01/2022	306T3656	WC	FVC5842	C	BRAILSFORD LORETT	2/2/2022	10/3/2022	68056024	320.00
AT7	11460	042	UT	CB	01/01/2022	306T3656	WC	FVC5842	C	BRAILSFORD LORETT	2/2/2022	10/17/2022	68066020	320.00
AT7	11460	042	UT	CB	01/01/2022	306T3656	WC	FVC5842	C	BRAILSFORD LORETT	02/02/2022	10/31/2022	68076866	320.00
AT7	11460	042	UT	CB	01/01/2022	306T3656	WC	FVC5842	C	BRAILSFORD LORETT	2/2/2022	11/14/2022	68087283	320.00
AT7	11460	042	UT	CB	01/01/2022	306T3656	WC	FVC5842	C	BRAILSFORD LORETT	2/2/2022	11/30/2022	68098493	320.00
AT7	16000	095	UT	CM	01/01/2022	306T3656	WC	FXL5155	E	CUBBEDGE JORDAN	9/16/2022	11/17/2022	22000003	318.33
AT7	16110211	042	UT	CB	01/01/2022	306T3656	WC	FXB8306	E	PAINTER CODY B	8/23/2022	10/13/2022	22000003	318.03
AT7	12060	042	UT	CB	01/01/2022	306T3656	WC	FWQ0607	E	TURNER LACY	06/02/2022	10/27/2022	22000012	316.85
AT7	11870	095	UT	CM	01/01/2022	306T3656	WC	FWK9682	M	JEWKES DEBRA	5/26/2022	10/26/2022	68075401	316.20
AT7	11870	095	UT	CM	01/01/2022	306T3656	WC	FWK9682	M	JEWKES DEBRA	5/26/2022	11/2/2022	68080652	316.20
AT7	14050001001	042	UT	CB	01/01/2022	306T3656	WC	FXL6681	M	DARREN BACKMAN	9/26/2022	10/19/2022	33405537	316.10
AT7	16690016	042	UT	CB	01/01/2022	306T3656	WC	FXB0866	M	GRIFFIN JENIFER L	6/2/2022	11/16/2022	33495475	316.10
AT7	12160	042	UT	CB	01/01/2010	306T3656	WC	EMM9305	E	JOHNSON KELLY R	12/30/2010	10/18/2022	68066642	315.95
AT7	12960001	042	UT	CB	01/01/2021	306T3656	WC	FTK8865	M	GODFREY JEREMY	8/26/2021	11/23/2022	68096748	312.55
AT7	16110411	042	UT	CB	01/01/2020	306T3656	WC	FQV2586	M	LAPRAY ROSS G	9/14/2020	11/9/2022	02402982	310.66
AT7	15320005	095	UT	CM	01/01/2022	306T3656	WC	FXL6796	M	SETH KBIRD	9/27/2022	10/19/2022	68068240	310.05
AT7	16110510	095	UT	CM	01/01/2022	306T3656	WC	FXB6678	M	TABOR TIMOTHY W	08/15/2022	10/04/2022	02390924	306.38
AT7	14480022044	042	UT	CB	01/01/2022	306T3656	WC	FWQ2255	M	EPPERSON REBEKAH	6/9/2022	10/12/2022	33382285	305.20
AT7	15080003	042	UT	CB	01/01/2022	306T3656	WC	FWQ3568	M	GINES RICK	6/15/2022	10/19/2022	33396939	305.20
AT7	11910006	095	UT	CM	01/01/2022	306T3656	WC	FXB5808	M	BRENT CORINNE	8/10/2022	11/16/2022	68091257	304.16
AT7	12790	042	UT	CB	01/01/2022	306T3656	WC	FXL5697	M	LAW COLBY D	8/30/2022	11/2/2022	68079332	303.46

**CSS Worker's Compensation Disbursements  
Oct 2022 to Nov 2022 - By Check Amount**

Client Code	Organization Code	Adjusting Office	State	Claim Designator	Policy Effective Date	Policy Number	Line	Claim Number	Payment Type	Claimant Name	Loss Date	Charge Date	Check Number	Check Amount
AT7	10480020	042	UT	CB	01/01/2022	306T3656	WC	FWQ8600	M	CLARK JENNAFER	7/6/2022	11/16/2022	68091136	301.89
AT7	14050001001	042	UT	CB	01/01/2022	306T3656	WC	FVK0155	M	STAMPER DYLAN J	2/23/2022	10/12/2022	68064432	300.00
AT7	14480022045	042	UT	CB	01/01/2022	306T3656	WC	FXL1987	M	EVANS DANIEL	09/01/2022	10/12/2022	68064381	299.04
AT7	11030002	042	UT	CB	01/01/2022	306T3656	WC	FXB5218	M	BRADSHAW NICK	8/3/2022	10/19/2022	68069752	296.80
AT7	12070	042	UT	CB	01/01/2008	306T3656	WC	A9E3676	M	DOMINGO MANUEL	01/21/2008	10/05/2022	68059514	296.24
AT7	16110200	042	UT	CB	01/01/2022	306T3656	WC	FXL3353	M	SEELY AMMON L	09/13/2022	10/12/2022	68064619	295.75
AT7	15320001	042	UT	CB	01/01/2022	306T3656	WC	FXW0535	E	MADISON LBLACKHAM	7/14/2022	11/17/2022	22000001	294.69
AT7	12360001	042	UT	CB	01/01/2021	306T3656	WC	FUB5989	E	WARR BARRY	9/1/2021	10/13/2022	22000004	294.68
AT7	11030001	042	UT	CB	01/01/2022	306T3656	WC	FWQ1348	M	GLENN CHASITY	6/2/2022	11/16/2022	33488458	294.30
AT7	12210001	095	UT	CM	01/01/2022	306T3656	WC	FWQ8765	M	WUDEL KATE	7/4/2022	10/5/2022	68059518	292.03
AT7	16080003002	042	UT	CB	01/01/2022	306T3656	WC	FXB9978	M	HENDERSON MARK	8/26/2022	11/23/2022	68096781	287.07
AT7	16080001005	042	UT	CB	01/01/2022	306T3656	WC	FWK2634	M	ROSS TODD	4/7/2022	10/12/2022	68063860	287.00
AT7	14260001	042	UT	CB	01/01/2022	306T3656	WC	FWQ2612	C	NEWMAN KATHRYN	06/01/2022	10/05/2022	68057234	285.72
AT7	16110200	042	UT	CB	01/01/2022	306T3656	WC	FXL3353	M	SEELY AMMON L	09/13/2022	10/05/2022	68059248	285.60
AT7	11030005	042	UT	CB	01/01/2022	306T3656	WC	FVK9877	M	SCOTT JEFFREY	4/11/2022	11/2/2022	68080654	285.36
AT7	12110003	042	UT	CB	01/01/2022	306T3656	WC	FXL9380	M	CLAY CAMPBELL	10/6/2022	11/9/2022	68085821	284.76
AT7	15320001	042	UT	CB	01/01/2022	306T3656	WC	FXB9631	M	JORDAN RHOPKINS	8/18/2022	11/16/2022	68091149	281.84
AT7	12070	042	UT	CB	01/01/2008	306T3656	WC	A9E3676	E	DOMINGO MANUEL	1/21/2008	11/3/2022	22000134	281.44
AT7	13270	042	UT	CB	01/01/1998	306T4813	WC	A4J7016	M	BIRD TRACY	7/25/1998	11/30/2022	68100706	281.37
AT7	14480011018	042	UT	CB	01/01/2022	306T3656	WC	FXL5132	C	HEWARD MIKE	9/19/2022	11/1/2022	00531189	280.72
AT7	14260001	042	UT	CB	01/01/2022	306T3656	WC	FWQ2612	C	NEWMAN KATHRYN	6/1/2022	11/17/2022	68091481	280.58
AT7	11460	042	UT	CB	01/01/2022	306T3656	WC	FVC5842	M	BRAILSFORD LORETT	2/2/2022	11/9/2022	68085739	278.48
AT7	14480022044	042	UT	CB	01/01/2022	306T3656	WC	FWQ2255	M	EPPERSON REBEKAH	06/09/2022	10/05/2022	68058993	277.20
AT7	14480022042	042	UT	CB	01/01/2022	306T3656	WC	FWK2605	E	HOWELL DOUGLAS	4/24/2022	10/20/2022	68070572	275.60
AT7	13510002	042	UT	CB	01/01/2021	306T3656	WC	FUN0109	E	THACKER BRYANT G	12/15/2021	10/21/2022	68071138	275.60
AT7	16080001005	095	UT	CM	01/01/2022	306T3656	WC	FXB1067	M	RAMIREZ GABRIEL	7/14/2022	11/16/2022	68091168	275.25
AT7	16080002003	095	UT	CM	01/01/2022	306T3656	WC	FXL7266	M	HARLEY OLSON	9/23/2022	11/2/2022	68079818	274.68
AT7	11030002	042	UT	CB	01/01/2022	306T3656	WC	FVK1229	M	FORBES CHARLES	3/1/2022	10/19/2022	68069752	272.72
AT7	16110200	042	UT	CB	01/01/2022	306T3656	WC	FXL3353	M	SEELY AMMON L	09/13/2022	10/05/2022	33359516	272.50
AT7	12110003	042	UT	CB	01/01/2022	306T3656	WC	FXL9380	M	CLAY CAMPBELL	10/6/2022	11/9/2022	33472017	272.50
AT7	14640024	042	UT	CB	01/01/2022	306T3656	WC	FXL7792	M	BONNER TYLER	10/5/2022	11/23/2022	33514391	272.50
AT7	14480007011	095	UT	CM	01/01/2022	306T3656	WC	FWK0384	M	BROWN LINDSAY	4/13/2022	10/18/2022	68066690	272.00
AT7	15130	042	UT	CB	01/01/2022	306T3656	WC	FXL4487	M	CHANDLER JOANN	8/31/2022	11/23/2022	68096861	272.00
AT7	12830	042	UT	CB	01/01/2022	306T3656	WC	FWK9510	M	ROWSER TYLER	05/29/2022	10/05/2022	68058184	270.90
AT7	14260004	042	UT	CB	01/01/2022	306T3656	WC	FXL0472	M	KEARL COBY	8/30/2022	10/26/2022	68075269	270.90
AT7	11030002	042	UT	CB	01/01/2022	306T3656	WC	FVK1229	M	FORBES CHARLES	3/1/2022	11/23/2022	68096880	269.78

**CSS Worker's Compensation Disbursements  
Oct 2022 to Nov 2022 - By Check Amount**

Client Code	Organization Code	Adjusting Office	State	Claim Designator	Policy Effective Date	Policy Number	Line	Claim Number	Payment Type	Claimant Name	Loss Date	Charge Date	Check Number	Check Amount
AT7	11200004	042	UT	CB	01/01/2021	306T3656	WC	FTA0846	M	EVANS MATTHEW	6/1/2021	11/30/2022	68100752	269.65
AT7	16690008	042	UT	CB	01/01/2022	306T3656	WC	FWK0638	M	STUART CHARLES	4/12/2022	11/9/2022	68085847	268.56
AT7	12230004017	095	UT	CM	01/01/2022	306T3656	WC	FXL0981	M	LATU KIM	8/26/2022	11/2/2022	68080652	268.32
AT7	11030001	042	UT	CB	01/01/2022	306T3656	WC	FWQ1348	M	GLENN CHASITY	6/2/2022	11/16/2022	68091049	267.75
AT7	16080003003	095	UT	CM	01/01/2022	306T3656	WC	FXL2593	M	NIELSON PRICILLA	8/29/2022	11/16/2022	68091168	266.35
AT7	15320018	095	UT	CM	01/01/2022	306T3656	WC	FXB6229	M	DENNIS RGARDNER	8/2/2022	10/5/2022	68059527	264.54
AT7	17310002	042	UT	CB	01/01/2022	306T3656	WC	FXB3985	E	OLSEN JASON	7/29/2022	10/12/2022	68062762	262.50
AT7	16110200	042	UT	CB	01/01/2022	306T3656	WC	FXL3353	C	SEELY AMMON L	9/13/2022	10/12/2022	68062284	262.30
AT7	10020	095	UT	CM	01/01/2022	306T3656	WC	FWQ8837	M	ERICK SOLIS-GONZA	04/21/2022	10/05/2022	68059641	262.26
AT7	16080003003	042	UT	CB	01/01/2022	306T3656	WC	FXL7607	M	DUSTIN SMITH	10/4/2022	10/19/2022	33406184	261.60
AT7	14500002	042	UT	CB	01/01/2013	306T3656	WC	EXW6895	M	MOLLING MARC H	9/19/2013	10/27/2022	02398556	261.48
AT7	14260004	042	UT	CB	01/01/2022	306T3656	WC	FXL0472	E	KEARL COBY	8/30/2022	10/6/2022	22000006	260.33
AT7	14050003005	042	UT	CB	01/01/2022	306T3656	WC	FWK4212	E	PETERSON MASON	5/2/2022	11/23/2022	33506262	260.00
AT7	12790	042	UT	CB	01/01/2022	306T3656	WC	FXL5697	E	LAW COLBY D	8/30/2022	11/23/2022	33514714	260.00
AT7	10480002	095	UT	CM	01/01/2022	306T3656	WC	FXW1266	E	TAYLOR COX	10/9/2022	11/30/2022	33541832	260.00
AT7	14050001001	042	UT	CB	01/01/2022	306T3656	WC	FVK0155	E	STAMPER DYLAN J	2/23/2022	11/10/2022	22000009	258.62
AT7	10030001	095	UT	CM	01/01/2022	306T3656	WC	FWK5253	M	BULLOCK DARIN	4/28/2022	10/19/2022	68069754	258.15
AT7	13200008	042	UT	CB	01/01/2022	306T3656	WC	FVK7077	C	FLAIG PAUL	3/29/2022	11/3/2022	68080886	257.71
AT7	14890	042	UT	CB	01/01/2022	306T3656	WC	FXB3747	C	JENSEN DALLIN	8/2/2022	11/16/2022	68088709	255.02
AT7	14050003007	095	UT	CM	01/01/2022	306T3656	WC	FXW1206	M	MEAGAN HAYDEN	10/10/2022	10/25/2022	68071974	255.00
AT7	12230004019	042	UT	CB	01/01/2021	306T3656	WC	FRU7894	M	COOK DARIN	2/3/2021	11/8/2022	68082617	254.80
AT7	13230	042	UT	CB	01/01/1993	306T4813	WC	A4J7027	M	SERASSIO DARLA	10/15/1993	11/28/2022	02407962	252.48
AT7	14050001001	042	UT	CB	01/01/2021	306T3656	WC	FSS5707	M	WILKINSON NICHOLA	5/4/2021	10/26/2022	68075417	252.18
AT7	14050001001	042	UT	CB	01/01/2021	306T3656	WC	FSS5707	M	WILKINSON NICHOLA	5/4/2021	11/23/2022	68096882	252.18
AT7	14640009	042	UT	CB	01/01/2022	306T3656	WC	FXB5913	M	LEE NATHAN	05/05/2022	10/05/2022	68059619	252.01
AT7	12110002	095	UT	CM	01/01/2022	306T3656	WC	FWK7235	M	MILLER KAREN	05/02/2022	10/26/2022	68075420	250.68
AT7	12110002	095	UT	CM	01/01/2022	306T3656	WC	FWK7235	M	MILLER KAREN	5/2/2022	11/9/2022	68085857	250.68
AT7	16110200	042	UT	CB	01/01/2022	306T3656	WC	FXL3353	E	SEELY AMMON L	9/13/2022	10/13/2022	22000006	248.18
AT7	15320001	095	UT	CM	01/01/2022	306T3656	WC	FXB5653	M	DYKENS SHAUN R	7/23/2022	11/9/2022	68084220	247.50
AT7	15130	042	UT	CB	01/01/2022	306T3656	WC	FXL4487	M	CHANDLER JOANN	8/31/2022	11/16/2022	68091260	245.78
AT7	14050003005	042	UT	CB	01/01/2022	306T3656	WC	FWK4212	M	PETERSON MASON	05/02/2022	10/26/2022	68074138	245.20
AT7	11460	042	UT	CB	01/01/2022	306T3656	WC	FVC5842	M	BRAILSFORD LORETT	2/2/2022	10/12/2022	68064550	244.47
AT7	14480022044	042	UT	CB	01/01/2022	306T3656	WC	FWQ2255	M	EPPERSON REBEKAH	6/9/2022	11/2/2022	68080055	244.35
AT7	15320001	095	UT	CM	01/01/2022	306T3656	WC	FXB5653	M	DYKENS SHAUN R	7/23/2022	10/12/2022	68064629	244.04
AT7	16080001003	095	UT	CM	01/01/2022	306T3656	WC	FWK8363	M	ERICKSON JACOB	05/22/2022	10/05/2022	68059512	243.45
AT7	16080001003	095	UT	CM	01/01/2022	306T3656	WC	FWK8363	M	ERICKSON JACOB	5/22/2022	10/19/2022	68069620	243.45

**CSS Worker's Compensation Disbursements  
Oct 2022 to Nov 2022 - By Check Amount**

Client Code	Organization Code	Adjusting Office	State	Claim Designator	Policy Effective Date	Policy Number	Line	Claim Number	Payment Type	Claimant Name	Loss Date	Charge Date	Check Number	Check Amount
AT7	12160	042	UT	CB	01/01/2010	306T3656	WC	EMM9305	E	JOHNSON KELLY R	12/30/2010	10/18/2022	68066643	243.00
AT7	13230003	095	UT	CM	01/01/2022	306T3656	WC	FXW5353	M	GENTRY BOWLES	11/1/2022	11/30/2022	68100756	242.84
AT7	13230006001	095	UT	CM	01/01/2022	306T3656	WC	FWK9060	M	HUFFAKER KELLY	5/12/2022	11/9/2022	68085742	242.42
AT7	14260004	042	UT	CB	01/01/2022	306T3656	WC	FXL0472	M	KEARL COBY	8/30/2022	11/23/2022	68096751	242.42
AT7	14480022044	042	UT	CB	01/01/2022	306T3656	WC	FWQ2255	M	EPPERSON REBEKAH	6/9/2022	11/23/2022	68096247	241.20
AT7	14890	042	UT	CB	01/01/2022	306T3656	WC	FXB3747	C	JENSEN DALLIN	8/2/2022	10/11/2022	68061642	240.31
AT7	14050001001	042	UT	CB	01/01/2022	306T3656	WC	FVK0155	M	STAMPER DYLAN J	2/23/2022	11/9/2022	68085625	240.00
AT7	16110400	042	UT	CB	01/01/2022	306T3656	WC	FXB6458	M	GARDNER BRADLEY G	8/10/2022	10/12/2022	33379023	239.80
AT7	13660003	042	UT	CB	01/01/2022	306T3656	WC	FWQ1661	M	ZACH ROBINSON	6/7/2022	10/19/2022	33405977	239.80
AT7	14910	042	UT	CB	01/01/2022	306T3656	WC	FXL4106	M	THAROLD NORTHUP	9/6/2022	10/26/2022	33427594	239.80
AT7	16080001003	095	UT	CM	01/01/2022	306T3656	WC	FWK8363	M	ERICKSON JACOB	5/22/2022	11/22/2022	02406682	239.59
AT7	14660002	095	UT	CM	01/01/2022	306T3656	WC	FXL1324	M	ARIEL DO KEEFE	9/1/2022	10/26/2022	68075407	239.40
AT7	16620	095	UT	CM	01/01/2022	306T3656	WC	FXL4920	M	GAIGE MILLS	4/7/2022	10/5/2022	68059630	239.08
AT7	13020009	042	UT	CB	01/01/2022	306T3656	WC	FXL0453	M	COOK STETSON	8/30/2022	10/5/2022	68059640	238.10
AT7	14480022044	042	UT	CB	01/01/2022	306T3656	WC	FWQ2255	M	EPPERSON REBEKAH	6/9/2022	11/16/2022	68090614	238.05
AT7	14480011023	042	UT	CB	01/01/2021	306T3656	WC	FSS6142	M	O'BRIEN JIM	5/4/2021	11/23/2022	68096861	236.60
AT7	12060	042	UT	CB	01/01/2022	306T3656	WC	FWQ0607	M	TURNER LACY	6/2/2022	10/19/2022	68069617	235.08
AT7	16080001003	095	UT	CM	01/01/2022	306T3656	WC	FWK8363	M	ERICKSON JACOB	05/22/2022	10/12/2022	68064552	234.90
AT7	16080001003	095	UT	CM	01/01/2022	306T3656	WC	FWK8363	M	ERICKSON JACOB	5/22/2022	11/9/2022	68084915	234.70
AT7	12480	042	UT	CB	01/01/2022	306T3656	WC	FWQ0804	M	MCCANDLESS DONALD	6/3/2022	11/16/2022	68090286	232.22
AT7	16110411	042	UT	CB	01/01/2020	306T3656	WC	FQV2586	M	LAPRAY ROSS G	9/14/2020	11/9/2022	02402983	230.38
AT7	10810001	042	UT	CB	01/01/2014	306T3656	WC	EOC0856	M	TERRY JEFFREY L	4/2/2014	11/28/2022	02408121	229.94
AT7	11640003	042	UT	CB	01/01/2022	306T3656	WC	FXL9511	M	RICHEY JEFFREY	10/11/2022	11/23/2022	33515260	228.90
AT7	11640003	042	UT	CB	01/01/2022	306T3656	WC	FXB9539	M	WALTON BLAKE	8/27/2022	11/9/2022	68085198	228.60
AT7	11640003	042	UT	CB	01/01/2022	306T3656	WC	FXB9539	M	WALTON BLAKE	8/27/2022	11/16/2022	68090614	228.60
AT7	13660002001	095	UT	CM	01/01/2022	306T3656	WC	FWQ6248	M	GEDDES JAY	6/16/2022	11/23/2022	68096671	228.60
AT7	14050001001	042	UT	CB	01/01/2022	306T3656	WC	FXL6681	M	DARREN BACKMAN	09/26/2022	10/19/2022	68069737	227.84
AT7	13980015	042	UT	CB	01/01/2021	306T3656	WC	FTA9068	M	THOMPSON JODI	7/12/2021	11/23/2022	68096861	227.80
AT7	13230	042	UT	CB	01/01/1993	306T4813	WC	A4J7027	M	SERASSIO DARLA	10/15/1993	11/16/2022	68091167	226.87
AT7	11030001	042	UT	CB	01/01/2022	306T3656	WC	FWQ1348	E	GLENN CHASITY	6/2/2022	11/16/2022	33488457	225.00
AT7	16110400	042	UT	CB	01/01/2022	306T3656	WC	FXB6458	E	GARDNER BRADLEY G	8/10/2022	11/23/2022	33511188	225.00
AT7	13660002001	095	UT	CM	01/01/2022	306T3656	WC	FWQ6248	M	GEDDES JAY	06/16/2022	10/26/2022	68075259	224.00
AT7	16690013	095	UT	CM	01/01/2022	306T3656	WC	FWK7146	M	SISSON EMILY M	05/16/2022	10/12/2022	68064563	221.07
AT7	16080003003	042	UT	CB	01/01/2022	306T3656	WC	FXL4485	M	EARL DPARK	9/1/2022	10/5/2022	68058736	220.64
AT7	16080003003	042	UT	CB	01/01/2022	306T3656	WC	FXL7607	M	DUSTIN SMITH	10/4/2022	10/26/2022	68074619	220.64
AT7	14870	095	UT	CM	01/01/2022	306T3656	WC	FXL4989	M	BRINKERHOFF CLOYD	8/30/2022	10/26/2022	68075320	220.44

**CSS Worker's Compensation Disbursements  
Oct 2022 to Nov 2022 - By Check Amount**

Client Code	Organization Code	Adjusting Office	State	Claim Designator	Policy Effective Date	Policy Number	Line	Claim Number	Payment Type	Claimant Name	Loss Date	Charge Date	Check Number	Check Amount
AT7	13900	042	UT	CB	01/01/2021	306T3656	WC	FSJ3306	M	BERRYHILL LORRAIN	3/2/2021	10/19/2022	68068347	219.90
AT7	12960008	042	UT	CB	01/01/2021	306T3656	WC	FTK4420	E	OLESON PAUL	08/01/2021	10/06/2022	22000043	218.68
AT7	15080003	042	UT	CB	01/01/2022	306T3656	WC	FWQ3568	M	GINES RICK	6/15/2022	11/2/2022	33440762	218.00
AT7	14050001001	042	UT	CB	01/01/2022	306T3656	WC	FXL6681	M	BACKMAN DARREN	9/26/2022	11/16/2022	33492124	218.00
AT7	14580010	042	UT	CB	01/01/2019	306T3656	WC	FKV9107	E	MANNING AMMON	1/7/2019	11/28/2022	22000117	215.90
AT7	16080003003	095	UT	CM	01/01/2022	306T3656	WC	FXL2034	M	JASON COBLE	3/7/2022	10/5/2022	68058737	214.40
AT7	13020009	042	UT	CB	01/01/2021	306T3656	WC	FUB9345	M	JOHNSON RANDY L	12/10/2021	11/23/2022	68096748	212.10
AT7	13020009	042	UT	CB	01/01/2022	306T3656	WC	FXL0453	M	COOK STETSON	8/30/2022	11/23/2022	68096764	210.50
AT7	13500005	095	UT	CM	01/01/2022	306T3656	WC	FXL2427	M	LAURA SWARTZEL	8/5/2022	10/19/2022	68069756	210.46
AT7	13460001	042	UT	CB	01/01/2022	306T3656	WC	FXL8088	M	LYDIA LEWIS	10/3/2022	11/30/2022	68100627	210.29
AT7	16690010	042	UT	CB	01/01/2022	306T3656	WC	FWQ9278	M	YAMASHITA JILL	6/19/2022	11/9/2022	68084848	210.16
AT7	13660001	095	UT	CM	01/01/2022	306T3656	WC	FXB9809	M	TYLER NEELEY	8/24/2022	10/26/2022	68075401	209.66
AT7	13660001	095	UT	CM	01/01/2022	306T3656	WC	FXB9809	M	NEELEY TYLER	8/24/2022	11/2/2022	68080652	209.66
AT7	16080003002	042	UT	CB	01/01/2022	306T3656	WC	FXB9978	E	HENDERSON MARK	08/26/2022	10/20/2022	22000007	209.56
AT7	14480022030	095	UT	CM	01/01/2022	306T3656	WC	FXL3328	M	JOSE AHERNANDEZ G	6/3/2022	10/5/2022	68059624	209.35
AT7	10810	042	UT	CB	01/01/1998	306T4813	WC	A4J7023	M	PATTERSON WILLIAM	09/25/1998	10/27/2022	02398420	208.94
AT7	10810	042	UT	CB	01/01/1998	306T4813	WC	A4J7023	M	PATTERSON WILLIAM	9/25/1998	11/28/2022	02407961	208.94
AT7	17950	042	UT	CB	01/01/2021	306T3656	WC	FTK4591	M	WILSON JACKIE	7/26/2021	10/12/2022	68063823	208.65
AT7	14890	042	UT	CB	01/01/2022	306T3656	WC	FXB3747	C	JENSEN DALLIN	08/02/2022	10/24/2022	68071215	207.31
AT7	12460001	042	UT	CB	01/01/2021	306T3656	WC	FTQ4589	M	FORSYTH ROBBIN	9/22/2021	10/12/2022	33381812	207.10
AT7	14480011018	042	UT	CB	01/01/2022	306T3656	WC	FXL5132	M	HEWARD MIKE	9/19/2022	10/12/2022	33382059	207.10
AT7	15080003	042	UT	CB	01/01/2022	306T3656	WC	FWQ3568	M	GINES RICK	06/15/2022	10/26/2022	33418911	207.10
AT7	12790	042	UT	CB	01/01/2022	306T3656	WC	FXL5697	M	COLBY DLAW	8/30/2022	10/26/2022	33427694	207.10
AT7	14300002	042	UT	CB	01/01/2022	306T3656	WC	FXL9525	M	HAWKINS VALISHIA	10/12/2022	11/9/2022	33471696	207.10
AT7	12690002	042	UT	CB	01/01/2021	306T3656	WC	FSS2485	M	MORROW JOSHUA	4/18/2021	11/16/2022	33477978	207.10
AT7	16110114	095	UT	CM	01/01/2022	306T3656	WC	FXL0626	M	JUDD DAREN W	8/31/2022	11/30/2022	33540601	207.10
AT7	12940	042	UT	CB	01/01/1991	306T4813	WC	A4J6991	M	ANDREASON J. BLAI	7/9/1991	10/20/2022	02396402	205.34
AT7	16110211	042	UT	CB	01/01/2022	306T3656	WC	FVK0697	M	ARCHBOLD ISAAC R	02/28/2022	10/05/2022	68059627	204.54
AT7	16110114	095	UT	CM	01/01/2022	306T3656	WC	FXL0626	M	JUDD DAREN W	8/31/2022	11/23/2022	68096748	204.47
AT7	10640	042	UT	CB	01/01/2016	306T3656	WC	E5L7571	M	BATES LAURIE	1/19/2016	11/9/2022	68085739	203.38
AT7	11640003	042	UT	CB	01/01/2022	306T3656	WC	FXB9539	M	WALTON BLAKE	8/27/2022	11/30/2022	68100752	202.80
AT7	17950	042	UT	CB	01/01/2021	306T3656	WC	FTK4591	M	WILSON JACKIE	7/26/2021	11/16/2022	00542671	202.52
AT7	14260004	042	UT	CB	01/01/2022	306T3656	WC	FXL0472	M	KEARL COBY	08/30/2022	10/05/2022	68059642	202.02
AT7	11460	042	UT	CB	01/01/2022	306T3656	WC	FVC5842	M	BRAILSFORD LORETT	2/2/2022	11/30/2022	68101474	201.24
AT7	13510003	042	UT	CB	01/01/2022	306T3656	WC	FXB4101	M	KILPATRICK DREW	08/03/2022	10/19/2022	68069529	200.03
AT7	16690013	095	UT	CM	01/01/2022	306T3656	WC	FWK7146	E	SISSON EMILY M	5/16/2022	10/13/2022	22000007	199.24

**CSS Worker's Compensation Disbursements  
Oct 2022 to Nov 2022 - By Check Amount**

Client Code	Organization Code	Adjusting Office	State	Claim Designator	Policy Effective Date	Policy Number	Line	Claim Number	Payment Type	Claimant Name	Loss Date	Charge Date	Check Number	Check Amount
AT7	13200008	095	UT	CM	01/01/2022	306T3656	WC	FXB7588	M	CALL SCOTT J	8/18/2022	11/9/2022	68085741	198.43
AT7	12070	042	UT	CB	01/01/2008	306T3656	WC	A9E3676	M	DOMINGO MANUEL	01/21/2008	10/26/2022	33407342	196.20
AT7	11200	042	UT	CB	01/01/2013	306T3656	WC	EVF9163	M	HAYES DAVIS	2/13/2013	11/30/2022	02408656	196.10
AT7	10810	042	UT	CB	01/01/2004	306T4813	WC	A4J2029	M	HANSGEN BRYAN	10/12/2004	10/27/2022	02398418	195.92
AT7	10810	042	UT	CB	01/01/2004	306T4813	WC	A4J2029	M	HANSGEN BRYAN	10/12/2004	11/28/2022	02407959	195.92
AT7	13160001	042	UT	CB	01/01/2019	306T3656	WC	FKN5056	M	LYNCH KEVIN S	01/04/2019	10/27/2022	02398611	194.74
AT7	11460	042	UT	CB	01/01/2022	306T3656	WC	FVC5842	M	BRAILSFORD LORETT	2/2/2022	11/2/2022	68080025	194.35
AT7	14680005	095	UT	CM	01/01/2022	306T3656	WC	FXL4362	M	NATHAN ANDERSON	9/1/2022	10/12/2022	68064632	194.25
AT7	13660003	042	UT	CB	01/01/2015	306T3656	WC	E3W2365	M	CHUCHRAN JARED A	5/30/2015	11/16/2022	68089768	193.71
AT7	16080003004	042	UT	CB	01/01/2022	306T3656	WC	FVK9299	E	TAYLOR DARRAN	1/23/2022	10/13/2022	22000027	193.11
AT7	12110002	095	UT	CM	01/01/2022	306T3656	WC	FWK7235	M	MILLER KAREN	5/2/2022	11/16/2022	68091268	192.83
AT7	15610004	042	UT	CB	01/01/2020	306T3656	WC	FPZ6063	E	HUNTER JED W	6/30/2020	11/9/2022	68083789	192.50
AT7	14480011018	042	UT	CB	01/01/2022	306T3656	WC	FXL5132	M	HEWARD MIKE	9/19/2022	11/23/2022	68096861	192.44
AT7	12480	042	UT	CB	01/01/2022	306T3656	WC	FWQ0804	M	MCCANDLESS DONALD	6/3/2022	11/30/2022	68101368	192.06
AT7	14050001001	042	UT	CB	01/01/2021	306T3656	WC	FTA7813	E	CRNICH ANDY S	7/2/2021	11/17/2022	22000066	191.15
AT7	12600006	095	UT	CM	01/01/2022	306T3656	WC	FXL1001	M	BRITANNY CADAMS	9/1/2022	11/16/2022	68091250	190.80
AT7	13230004	095	UT	CM	01/01/2022	306T3656	WC	FXL2272	M	BOWLES CHRISTOPH	9/7/2022	10/19/2022	68069755	190.43
AT7	13370005	042	UT	CB	01/01/2022	306T3656	WC	FVK9599	C	JENSEN TRISTAN	04/11/2022	10/13/2022	68064847	189.60
AT7	16110200	042	UT	CB	01/01/2022	306T3656	WC	FXL3353	M	SEELY AMMON L	9/13/2022	11/8/2022	68082624	188.16
AT7	12480	042	UT	CB	01/01/2022	306T3656	WC	FWQ0804	M	MCCANDLESS DONALD	6/3/2022	11/2/2022	68079726	188.15
AT7	14680010	095	UT	CM	01/01/2022	306T3656	WC	FXL6138	M	LAYNCE BARTRUFF	09/19/2022	10/12/2022	68064632	186.51
AT7	15130	042	UT	CB	01/01/2022	306T3656	WC	FXL2781	M	BRET KHOLMES	9/12/2022	10/5/2022	68059632	186.34
AT7	12810003	095	UT	CM	01/01/2022	306T3656	WC	FXB4949	E	RUBIO-COLLINS LUI	08/02/2022	10/06/2022	22000010	185.50
AT7	13980005	095	UT	CM	01/01/2022	306T3656	WC	FWK8272	E	BOYACK PARKER	05/20/2022	10/27/2022	22000003	185.50
AT7	16690025	042	UT	CB	01/01/2022	306T3656	WC	FVC9721	E	AWERKAMP ERIN B	2/21/2022	11/22/2022	22000018	185.50
AT7	11640003	042	UT	CB	01/01/2022	306T3656	WC	FXL9511	M	RICHEY JEFFREY	10/11/2022	11/2/2022	33449651	185.30
AT7	13660003	042	UT	CB	01/01/2022	306T3656	WC	FWQ1661	M	ROBINSON ZACH	6/7/2022	11/16/2022	33492327	185.30
AT7	11640003	042	UT	CB	01/01/2022	306T3656	WC	FXB9539	M	WALTON BLAKE	8/27/2022	11/23/2022	68096757	185.00
AT7	16110400	042	UT	CB	01/01/2022	306T3656	WC	FXB6458	M	GARDNER BRADLEY G	8/10/2022	11/2/2022	68079375	184.80
AT7	16110400	042	UT	CB	01/01/2022	306T3656	WC	FXB6458	M	GARDNER BRADLEY G	8/10/2022	11/9/2022	68084479	184.80
AT7	11910002	042	UT	CB	01/01/2022	306T3656	WC	FXB8668	M	RAY BRADEN	8/22/2022	10/5/2022	68059618	184.60
AT7	14640020	042	UT	CB	01/01/2022	306T3656	WC	FXL2110	M	MCKEE MITCHELL	9/7/2022	10/5/2022	68059647	184.60
AT7	14050001001	042	UT	CB	01/01/2022	306T3656	WC	FVK0155	M	STAMPER DYLAN J	2/23/2022	10/19/2022	68069759	184.60
AT7	16110211	042	UT	CB	01/01/2022	306T3656	WC	FXB8306	M	PAINTER CODY B	8/23/2022	10/19/2022	68069731	184.60
AT7	13500005	095	UT	CM	01/01/2022	306T3656	WC	FXL2427	M	LAURA SWARTZEL	8/5/2022	10/19/2022	68069746	183.47
AT7	16000	095	UT	CM	01/01/2022	306T3656	WC	FXL7104	M	TYLER LEAVITT	9/30/2022	10/19/2022	68069757	182.56

**CSS Worker's Compensation Disbursements  
Oct 2022 to Nov 2022 - By Check Amount**

Client Code	Organization Code	Adjusting Office	State	Claim Designator	Policy Effective Date	Policy Number	Line	Claim Number	Payment Type	Claimant Name	Loss Date	Charge Date	Check Number	Check Amount
AT7	14260003	095	UT	CM	01/01/2022	306T3656	WC	FXL8532	M	SKYLER GAILEY	10/7/2022	10/26/2022	68075403	182.56
AT7	14700	095	UT	CM	01/01/2022	306T3656	WC	FXW0703	M	STEVEN MEISMER	4/5/2022	11/2/2022	68080659	182.56
AT7	11830014	042	UT	CB	01/01/2022	306T3656	WC	FXW3535	M	AUSTIN TKIMBER	10/20/2022	11/16/2022	68091255	182.56
AT7	16690030	095	UT	CM	01/01/2022	306T3656	WC	FXW2245	M	CYNTHIA WILSON	8/25/2022	11/23/2022	68096877	182.56
AT7	14050001001	095	UT	CM	01/01/2022	306T3656	WC	FXW4674	M	HUNTER GRASINGER	10/26/2022	11/23/2022	68096873	182.56
AT7	14680008	095	UT	CM	01/01/2022	306T3656	WC	FXW5161	M	SHELLEY GILLES	10/28/2022	11/23/2022	68096874	182.56
AT7	16080001001	095	UT	CM	01/01/2022	306T3656	WC	FWQ6950	E	SHIRVANI JASON	6/30/2022	10/27/2022	22000031	182.21
AT7	16080001003	042	UT	CB	01/01/2022	306T3656	WC	FXL5905	E	HAMBLETON MATTHEW	7/7/2022	11/28/2022	22000003	182.21
AT7	14480011018	042	UT	CB	01/01/2022	306T3656	WC	FXL5132	M	HEWARD MIKE	9/19/2022	11/9/2022	68085847	182.00
AT7	16690016	095	UT	CM	01/01/2022	306T3656	WC	FXB0866	M	GRIFFIN JENIFER L	06/02/2022	10/19/2022	68067361	180.42
AT7	11690010	095	UT	CM	01/01/2022	306T3656	WC	FXL8789	M	KOLTON ROSE	10/10/2022	11/2/2022	68080658	180.42
AT7	12460001	042	UT	CB	01/01/2021	306T3656	WC	FTQ4589	M	FORSYTH ROBBIN	9/22/2021	11/2/2022	68080560	180.00
AT7	12460008	042	UT	CB	01/01/2021	306T3656	WC	FUB5498	M	HAWKS DEBRA	11/19/2021	11/9/2022	68084823	179.18
AT7	14480007010	042	UT	CB	01/01/2021	306T3656	WC	FTA8379	M	VAN NOSDOL TY	6/8/2021	11/2/2022	68080651	179.17
AT7	14640020	042	UT	CB	01/01/2021	306T3656	WC	FTK8634	M	LLOYD DAKOTA J	8/24/2021	11/2/2022	68080651	179.00
AT7	16690025	042	UT	CB	01/01/2022	306T3656	WC	FVC9721	M	AWERKAMP ERIN B	2/21/2022	11/2/2022	68080651	179.00
AT7	10810	042	UT	CB	01/01/1998	306T4813	WC	A4J7023	M	PATTERSON WILLIAM	09/25/1998	10/19/2022	68068815	177.78
AT7	16110411	042	UT	CB	01/01/2020	306T3656	WC	FQV2586	M	LAPRAY ROSS G	9/14/2020	11/23/2022	68096861	177.00
AT7	14480011018	042	UT	CB	01/01/2022	306T3656	WC	FXL5132	M	HEWARD MIKE	9/19/2022	10/19/2022	68069732	176.78
AT7	14050001001	042	UT	CB	01/01/2022	306T3656	WC	FVK0155	E	STAMPER DYLAN J	2/23/2022	10/13/2022	22000004	176.59
AT7	11030005	042	UT	CB	01/01/2022	306T3656	WC	FVK9877	M	SCOTT JEFFREY	04/11/2022	10/12/2022	68064519	175.80
AT7	11030005	042	UT	CB	01/01/2022	306T3656	WC	FVK9877	M	SCOTT JEFFREY	4/11/2022	10/19/2022	68069590	175.80
AT7	16110500	042	UT	CB	01/01/2022	306T3656	WC	FXL2239	C	VALDOVINOS BERNAR	9/8/2022	10/5/2022	68057239	175.73
AT7	16080001002	095	UT	CM	01/01/2020	306T3656	WC	FRP7392	M	TAYLOR DARRAN	09/29/2020	10/12/2022	68064576	175.00
AT7	16080003004	042	UT	CB	01/01/2022	306T3656	WC	FVK9299	M	TAYLOR DARRAN	01/23/2022	10/26/2022	68075321	174.60
AT7	15320018	095	UT	CM	01/01/2022	306T3656	WC	FXB6229	E	DENNIS RGARDNER	08/02/2022	10/06/2022	22000001	174.45
AT7	11110010	095	UT	CM	01/01/2022	306T3656	WC	FXW5648	M	REBECCA LNELSON	11/6/2022	11/23/2022	68096266	173.85
AT7	12830	042	UT	CB	01/01/2022	306T3656	WC	FWK9510	M	ROWSER TYLER	5/29/2022	11/14/2022	00540670	173.24
AT7	11870	095	UT	CM	01/01/2021	306T3656	WC	FTQ8741	M	CHRISTENSEN KENDA	10/18/2021	10/26/2022	68075401	173.00
AT7	11310	042	UT	CB	01/01/2022	306T3656	WC	FXB4525	M	PACE MATTHEW	08/05/2022	10/26/2022	68075319	171.95
AT7	17310003	095	UT	CM	01/01/2021	306T3656	WC	FUB0223	M	PULLMAN RICHARD K	10/25/2021	10/19/2022	68069753	171.05
AT7	15610015001	042	UT	CB	01/01/2020	306T3656	WC	FPZ2637	M	STONE CALLAN M	6/9/2020	10/26/2022	68075400	171.00
AT7	14390004	095	UT	CM	01/01/2022	306T3656	WC	FXL7862	M	ETHAN YOUNG	10/4/2022	10/26/2022	68075326	170.24
AT7	14660002	095	UT	CM	01/01/2021	306T3656	WC	FTQ9082	M	GEARY CHEYENNE	10/19/2021	11/10/2022	68086560	169.68
AT7	14050003005	042	UT	CB	01/01/2022	306T3656	WC	FWK4212	M	PETERSON MASON	05/02/2022	10/04/2022	02390738	169.50
AT7	16000	095	UT	CM	01/01/2022	306T3656	WC	FXL5155	M	CUBBEDGE JORDAN	9/16/2022	11/23/2022	68096865	168.78

**CSS Worker's Compensation Disbursements  
Oct 2022 to Nov 2022 - By Check Amount**

Client Code	Organization Code	Adjusting Office	State	Claim Designator	Policy Effective Date	Policy Number	Line	Claim Number	Payment Type	Claimant Name	Loss Date	Charge Date	Check Number	Check Amount
AT7	11490	042	UT	CB	01/01/1993	306T4813	WC	A4J6454	M	SHELTON JACQUE A	8/8/1993	11/2/2022	68080472	168.56
AT7	11030005	042	UT	CB	01/01/2022	306T3656	WC	FVK9877	M	SCOTT JEFFREY	4/11/2022	11/30/2022	68100703	168.32
AT7	16110500	042	UT	CB	01/01/2022	306T3656	WC	FXL2239	E	VALDOVINOS BERNAR	09/08/2022	10/13/2022	22000003	168.30
AT7	10810	042	UT	CB	01/01/1996	306T4813	WC	A4J7017	E	BROWN CHRIS J	11/19/1996	11/3/2022	22000076	167.82
AT7	12230002007	095	UT	CM	01/01/2022	306T3656	WC	FXL9336	M	MICHAEL LARSEN	10/10/2022	11/9/2022	68085628	167.29
AT7	14190013	095	UT	CM	01/01/2022	306T3656	WC	FXW3762	M	SARAH HALLER	10/21/2022	11/16/2022	68091150	167.12
AT7	13500002	095	UT	CM	01/01/2022	306T3656	WC	FWK8747	M	PACHECO RICHARD	5/24/2022	11/23/2022	68095031	166.28
AT7	13510003	042	UT	CB	01/01/2022	306T3656	WC	FXB4101	M	KILPATRICK DREW	08/03/2022	10/19/2022	68069622	166.14
AT7	16080002003	095	UT	CM	01/01/2022	306T3656	WC	FXL7266	M	OLSON HARLEY	9/23/2022	11/23/2022	68095971	165.04
AT7	12070	042	UT	CB	01/01/2008	306T3656	WC	A9E3676	M	DOMINGO MANUEL	1/21/2008	11/2/2022	68080654	164.14
AT7	11910006	095	UT	CM	01/01/2022	306T3656	WC	FXB5808	M	CORINNE BRENT	08/10/2022	10/26/2022	68075334	163.98
AT7	16110510	095	UT	CM	01/01/2022	306T3656	WC	FXB6678	M	TABOR TIMOTHY W	8/15/2022	10/12/2022	68064630	163.80
AT7	14050001001	042	UT	CB	01/01/2022	306T3656	WC	FVK0155	M	STAMPER DYLAN J	2/23/2022	10/19/2022	68069734	163.56
AT7	15320001	095	UT	CM	01/01/2022	306T3656	WC	FXB5653	M	DYKENS SHAUN R	7/23/2022	10/13/2022	02394782	163.54
AT7	13020009	042	UT	CB	01/01/2021	306T3656	WC	FUB9345	M	JOHNSON RANDY L	12/10/2021	10/5/2022	33346039	163.50
AT7	14640020	042	UT	CB	01/01/2021	306T3656	WC	FTK8634	M	LLOYD DAKOTA J	8/24/2021	10/26/2022	33427697	163.50
AT7	16080001003	095	UT	CM	01/01/2022	306T3656	WC	FWK8363	E	ERICKSON JACOB	5/22/2022	11/30/2022	33541019	163.50
AT7	16080001005	042	UT	CB	01/01/2022	306T3656	WC	FWK2634	M	ROSS TODD	4/7/2022	11/9/2022	33462146	163.50
AT7	14640024	042	UT	CB	01/01/2022	306T3656	WC	FXL7792	M	BONNER TYLER	10/5/2022	11/9/2022	33470057	163.50
AT7	13640004	042	UT	CB	01/01/2020	306T3656	WC	FPZ8038	M	RUNOLFSON GABRIEL	7/2/2020	11/30/2022	33522734	163.50
AT7	16690032	042	UT	CB	01/01/2022	306T3656	WC	FWK6752	M	MEDINA MITZIANA	5/13/2022	10/31/2022	68077404	163.44
AT7	12230004019	095	UT	CM	01/01/2022	306T3656	WC	FXL0971	M	LARSEN KYLE	08/25/2022	10/12/2022	68063311	163.38
AT7	14640024	042	UT	CB	01/01/2022	306T3656	WC	FXL7792	M	TYLER BONNER	10/5/2022	10/26/2022	68075252	163.38
AT7	12790	042	UT	CB	01/01/2022	306T3656	WC	FXL5697	M	LAW COLBY D	8/30/2022	11/23/2022	68096766	163.38
AT7	14260001	042	UT	CB	01/01/2022	306T3656	WC	FWQ2612	E	NEWMAN KATHRYN	6/1/2022	10/12/2022	22000014	162.98
AT7	14890	042	UT	CB	01/01/2022	306T3656	WC	FXB3747	E	JENSEN DALLIN	8/2/2022	10/12/2022	22000009	162.98
AT7	14480022042	042	UT	CB	01/01/2022	306T3656	WC	FWK2605	E	HOWELL DOUGLAS	4/24/2022	10/27/2022	22000028	162.98
AT7	10480020	042	UT	CB	01/01/2022	306T3656	WC	FWQ8600	C	CLARK JENNAFER	7/6/2022	10/20/2022	68069979	162.44
AT7	14140006	042	UT	CB	01/01/2022	306T3656	WC	FXB5750	C	PALMER JACOB	8/9/2022	10/5/2022	68057237	161.48
AT7	14050001001	042	UT	CB	01/01/2022	306T3656	WC	FXL6681	C	DARREN BACKMAN	9/26/2022	10/27/2022	68075639	161.48
AT7	14480022042	042	UT	CB	01/01/2022	306T3656	WC	FXW6660	C	GARY COFFEY	11/11/2022	11/23/2022	68094350	161.48
AT7	14050003005	042	UT	CB	01/01/2022	306T3656	WC	FWK4212	M	PETERSON MASON	5/2/2022	10/4/2022	02390737	161.03
AT7	16110510	095	UT	CM	01/01/2022	306T3656	WC	FXB6678	M	TABOR TIMOTHY W	8/15/2022	10/18/2022	02395672	161.03
AT7	16080001003	042	UT	CB	01/01/2021	306T3656	WC	FVC8797	M	WOOD THOMAS	11/24/2021	11/1/2022	02399665	161.03
AT7	16080001001	042	UT	CB	01/01/2022	306T3656	WC	FWQ6950	M	SHIRVANI JASON	6/30/2022	11/1/2022	02399816	161.03
AT7	16080001001	042	UT	CB	01/01/2022	306T3656	WC	FWQ6950	M	SHIRVANI JASON	6/30/2022	11/1/2022	02399817	161.03



**CSS Worker's Compensation Disbursements  
Oct 2022 to Nov 2022 - By Check Amount**

Client Code	Organization Code	Adjusting Office	State	Claim Designator	Policy Effective Date	Policy Number	Line	Claim Number	Payment Type	Claimant Name	Loss Date	Charge Date	Check Number	Check Amount
AT7	16110510	095	UT	CM	01/01/2022	306T3656	WC	FXB6678	M	TABOR TIMOTHY W	8/15/2022	11/1/2022	02399914	161.03
AT7	16080001001	042	UT	CB	01/01/2022	306T3656	WC	FWQ6950	M	SHIRVANI JASON	6/30/2022	11/16/2022	02405200	161.03
AT7	16080001001	042	UT	CB	01/01/2022	306T3656	WC	FWQ6950	M	SHIRVANI JASON	6/30/2022	11/16/2022	02405201	161.03
AT7	16110411	042	UT	CB	01/01/2020	306T3656	WC	FQV2586	E	LAPRAY ROSS G	9/14/2020	11/17/2022	22000034	160.70
AT7	14050001001	042	UT	CB	01/01/2022	306T3656	WC	FXL6681	E	BACKMAN DARREN	9/26/2022	11/28/2022	22000008	160.70
AT7	13660003	042	UT	CB	01/01/2015	306T3656	WC	E3W2365	E	CHUCHRAN JARED A	5/30/2015	11/17/2022	22000173	160.01
AT7	13980014	042	UT	CB	01/01/2021	306T3656	WC	FUB6482	M	MCBRIDE TRAVIS	11/17/2021	11/11/2022	00539564	160.00
AT7	13200008	095	UT	CM	01/01/2022	306T3656	WC	FXB7588	E	SCOTT JCALL	08/18/2022	10/13/2022	22000001	159.65
AT7	16080003003	095	UT	CM	01/01/2022	306T3656	WC	FXL4805	M	MONICA SMITHEE	09/21/2022	10/12/2022	68063824	159.32
AT7	16080003004	042	UT	CB	01/01/2022	306T3656	WC	FVK9299	M	TAYLOR DARRAN	01/23/2022	10/26/2022	68074619	158.86
AT7	16080001001	042	UT	CB	01/01/2022	306T3656	WC	A3C9527	M	MATTHEW HAMBLETON	9/9/2022	11/2/2022	68079817	158.86
AT7	16080003002	042	UT	CB	01/01/2022	306T3656	WC	FXB9978	M	HENDERSON MARK	8/26/2022	11/9/2022	68084914	158.86
AT7	16080001001	095	UT	CM	01/01/2022	306T3656	WC	FXL9349	M	QUINN JAMES	10/11/2022	11/9/2022	68084913	158.86
AT7	16080001003	095	UT	CM	01/01/2022	306T3656	WC	FXW3463	M	BRIDGER BENTZINGE	5/24/2022	11/23/2022	68095969	158.86
AT7	16080001001	042	UT	CB	01/01/2022	306T3656	WC	A3C9527	M	HAMBLETON MATTHEW	9/9/2022	11/30/2022	68100145	158.86
AT7	16080003004	042	UT	CB	01/01/2022	306T3656	WC	FVK9299	M	TAYLOR DARRAN	1/23/2022	11/30/2022	68101375	158.86
AT7	16080002003	042	UT	CB	01/01/2022	306T3656	WC	FXW2614	M	PARKER STEADMAN	7/9/2022	11/30/2022	68100145	158.86
AT7	16080001001	095	UT	CM	01/01/2022	306T3656	WC	FXW4839	M	TERRY PRICE	10/4/2022	11/30/2022	68101376	158.86
AT7	12940	042	UT	CB	01/01/1991	306T4813	WC	A4J6991	M	ANDREASON J. BLAI	7/9/1991	10/27/2022	02398419	158.28
AT7	14050001001	042	UT	CB	01/01/2022	306T3656	WC	FXL6681	M	BACKMAN DARREN	9/26/2022	11/16/2022	68091254	157.92
AT7	16080001005	042	UT	CB	01/01/2022	306T3656	WC	FWK2634	M	ROSS TODD	4/7/2022	11/2/2022	68079846	156.50
AT7	16080001005	042	UT	CB	01/01/2022	306T3656	WC	FWK2634	M	ROSS TODD	4/7/2022	11/23/2022	68096010	156.50
AT7	12810003	095	UT	CM	01/01/2022	306T3656	WC	FXB4949	M	RUBIO-COLLINS LUI	08/02/2022	10/04/2022	02390908	155.33
AT7	16080001001	095	UT	CM	01/01/2022	306T3656	WC	FWQ6950	M	SHIRVANI JASON	06/30/2022	10/25/2022	02397617	155.33
AT7	16080001001	095	UT	CM	01/01/2022	306T3656	WC	FWQ6950	M	SHIRVANI JASON	6/30/2022	10/25/2022	02397618	155.33
AT7	16080001001	095	UT	CM	01/01/2022	306T3656	WC	FWQ6950	M	SHIRVANI JASON	6/30/2022	10/25/2022	02397619	155.33
AT7	14050003005	042	UT	CB	01/01/2022	306T3656	WC	FWK4212	M	PETERSON MASON	5/2/2022	11/9/2022	02403121	155.33
AT7	16080001001	042	UT	CB	01/01/2022	306T3656	WC	FWQ6950	M	SHIRVANI JASON	6/30/2022	11/16/2022	02405202	155.33
AT7	13020009	042	UT	CB	01/01/2021	306T3656	WC	FUB9345	M	JOHNSON RANDY L	12/10/2021	10/12/2022	68063771	153.16
AT7	14050003005	042	UT	CB	01/01/2022	306T3656	WC	FWK4212	M	PETERSON MASON	5/2/2022	10/4/2022	02390739	153.00
AT7	11030001	042	UT	CB	01/01/2022	306T3656	WC	FWQ1348	M	GLENN CHASITY	6/2/2022	10/5/2022	33356403	152.60
AT7	13020009	042	UT	CB	01/01/2021	306T3656	WC	FUB9345	M	JOHNSON RANDY L	12/10/2021	10/12/2022	33368749	152.60
AT7	16110400	042	UT	CB	01/01/2022	306T3656	WC	FXB6458	M	GARDNER BRADLEY G	08/10/2022	10/19/2022	33401020	152.60
AT7	11310	042	UT	CB	01/01/2022	306T3656	WC	FXB4525	M	PACE MATTHEW	08/05/2022	10/26/2022	33421321	152.60
AT7	16080003003	042	UT	CB	01/01/2022	306T3656	WC	FXL7607	M	DUSTIN SMITH	10/4/2022	10/26/2022	33426731	152.60
AT7	14740003	042	UT	CB	01/01/2021	306T3656	WC	FTA3397	M	OBRAVY TANNER	6/11/2021	11/9/2022	33455632	152.60

**CSS Worker's Compensation Disbursements  
Oct 2022 to Nov 2022 - By Check Amount**

Client Code	Organization Code	Adjusting Office	State	Claim Designator	Policy Effective Date	Policy Number	Line	Claim Number	Payment Type	Claimant Name	Loss Date	Charge Date	Check Number	Check Amount
AT7	14910	042	UT	CB	01/01/2022	306T3656	WC	FXL4106	M	NORTHUP THAROLD	9/6/2022	11/16/2022	33492809	152.60
AT7	12060	042	UT	CB	01/01/2022	306T3656	WC	FWQ3082	M	SHUPE RUSTIN	6/9/2022	11/23/2022	33508743	152.60
AT7	11830014	042	UT	CB	01/01/2022	306T3656	WC	FXW3535	M	AUSTIN TKIMBER	10/20/2022	11/23/2022	33517666	152.60
AT7	14640024	042	UT	CB	01/01/2022	306T3656	WC	FXL7792	M	BONNER TYLER	10/5/2022	11/30/2022	33536865	152.60
AT7	10480002	095	UT	CM	01/01/2022	306T3656	WC	FXW1266	M	TAYLOR COX	10/9/2022	11/30/2022	33541833	152.60
AT7	16690032	042	UT	CB	01/01/2022	306T3656	WC	FWK6752	M	MEDINA MITZIANA	5/13/2022	11/2/2022	68080663	150.48
AT7	11910002	095	UT	CM	01/01/2022	306T3656	WC	FXB8664	M	TOBLER NICHOLAS	8/22/2022	10/12/2022	68064621	150.45
AT7	13980008	042	UT	CB	01/01/2022	306T3656	WC	FVK0481	M	ORTON SHAUN	2/25/2022	10/26/2022	68075227	150.00
AT7	16110400	042	UT	CB	01/01/2022	306T3656	WC	FXB6458	M	GARDNER BRADLEY G	8/10/2022	10/26/2022	68074159	149.64
AT7	12160	042	UT	CB	01/01/2010	306T3656	WC	EMM9305	M	JOHNSON KELLY R	12/30/2010	10/12/2022	68063276	149.43
AT7	16110211	042	UT	CB	01/01/2022	306T3656	WC	FXB8306	M	PAINTER CODY B	8/23/2022	10/5/2022	68059621	149.06
AT7	13660003	042	UT	CB	01/01/2022	306T3656	WC	FWK8509	M	LUERA DERRICK	5/23/2022	10/12/2022	68064624	149.06
AT7	16080001001	042	UT	CB	01/01/2022	306T3656	WC	FXW3438	M	GREG VANDER WERFF	10/27/2022	11/30/2022	68100146	149.06
AT7	15320001	095	UT	CM	01/01/2022	306T3656	WC	FXB5653	M	DYKENS SHAUN R	7/23/2022	10/5/2022	68059628	148.40
AT7	15320018	095	UT	CM	01/01/2022	306T3656	WC	FXB6229	M	DENNIS RGARDNER	8/2/2022	10/5/2022	68059628	148.40
AT7	14480011018	095	UT	CM	01/01/2022	306T3656	WC	FXB8992	M	RICHES CASEY	8/23/2022	10/5/2022	68059624	148.40
AT7	14660002	095	UT	CM	01/01/2022	306T3656	WC	FXL0646	M	CLARK APRIL M	8/29/2022	10/5/2022	68059629	148.40
AT7	16110114	095	UT	CM	01/01/2022	306T3656	WC	FXL0626	M	DAREN WJUDD	08/31/2022	10/12/2022	68064631	148.40
AT7	14640020	042	UT	CB	01/01/2021	306T3656	WC	FTK8634	M	LLOYD DAKOTA J	8/24/2021	10/19/2022	68069750	148.40
AT7	13020009	042	UT	CB	01/01/2022	306T3656	WC	FXL0453	M	COOK STETSON	8/30/2022	10/19/2022	68069752	148.40
AT7	16110114	095	UT	CM	01/01/2022	306T3656	WC	FXL0626	M	DAREN WJUDD	8/31/2022	10/19/2022	68069744	148.40
AT7	15130	095	UT	CM	01/01/2022	306T3656	WC	FWK9831	M	NELSON PAUL B	5/31/2022	10/26/2022	68075410	148.40
AT7	15320018	095	UT	CM	01/01/2022	306T3656	WC	FXB6229	M	GARDNER DENNIS R	08/02/2022	10/26/2022	68075406	148.40
AT7	15130	095	UT	CM	01/01/2022	306T3656	WC	FXL4487	M	JOANN CHANDLER	8/31/2022	10/26/2022	68075412	148.40
AT7	17310002	042	UT	CB	01/01/2022	306T3656	WC	FXL5066	M	TROY ROTHE	8/1/2022	10/26/2022	68075409	148.40
AT7	10020	095	UT	CM	01/01/2022	306T3656	WC	FXL5161	M	LANDON WALLACE	9/20/2022	10/26/2022	68075408	148.40
AT7	17310002	042	UT	CB	01/01/2022	306T3656	WC	FXL5066	M	ROTHER TROY	8/1/2022	11/2/2022	68080660	148.40
AT7	11030002	042	UT	CB	01/01/2022	306T3656	WC	FXB5218	M	BRADSHAW NICHOLAS	8/3/2022	11/9/2022	68085853	148.40
AT7	13750003	095	UT	CM	01/01/2022	306T3656	WC	FWQ1468	M	HAMMON CHASE M	6/5/2022	11/16/2022	68091256	148.40
AT7	16690016	042	UT	CB	01/01/2022	306T3656	WC	FXB0866	M	GRIFFIN JENIFER L	6/2/2022	11/23/2022	68096866	148.40
AT7	11030002	042	UT	CB	01/01/2022	306T3656	WC	FXB5218	M	BRADSHAW NICHOLAS	8/3/2022	11/30/2022	68100757	148.40
AT7	11910003	095	UT	CM	01/01/2022	306T3656	WC	FXL0518	M	MABE BAILEE	8/30/2022	10/19/2022	68069743	148.28
AT7	14260003	095	UT	CM	01/01/2022	306T3656	WC	FXL3954	M	TARA LBUCKWAY	8/31/2022	10/5/2022	68059634	148.22
AT7	13350	042	UT	CB	01/01/2009	306T3656	WC	A5V6169	M	PRITCHETT MIKE	2/11/2009	10/21/2022	68071136	147.38
AT7	13510003	042	UT	CB	01/01/2022	306T3656	WC	FXB4101	M	KILPATRICK DREW	08/03/2022	10/26/2022	68074130	147.15
AT7	14140006	042	UT	CB	01/01/2022	306T3656	WC	FXB5750	C	PALMER JACOB	8/9/2022	10/5/2022	68057236	146.29

**CSS Worker's Compensation Disbursements  
Oct 2022 to Nov 2022 - By Check Amount**

Client Code	Organization Code	Adjusting Office	State	Claim Designator	Policy Effective Date	Policy Number	Line	Claim Number	Payment Type	Claimant Name	Loss Date	Charge Date	Check Number	Check Amount
AT7	14910	042	UT	CB	01/01/2022	306T3656	WC	FXL4106	M	THAROLD NORTHUP	9/6/2022	10/26/2022	68075319	146.17
AT7	13660004	095	UT	CM	01/01/2022	306T3656	WC	FXL9341	M	PACE JEFF	10/4/2022	11/2/2022	68080537	145.43
AT7	13660004	095	UT	CM	01/01/2022	306T3656	WC	FXL9341	M	PACE JEFF	10/4/2022	11/9/2022	68085724	145.43
AT7	13660004	095	UT	CM	01/01/2022	306T3656	WC	FXL9341	M	PACE JEFF	10/4/2022	11/16/2022	68091116	145.43
AT7	14050003005	042	UT	CB	01/01/2022	306T3656	WC	FWK4212	M	PETERSON MASON	05/02/2022	10/25/2022	02397559	145.35
AT7	16110510	095	UT	CM	01/01/2022	306T3656	WC	FXB6678	M	TABOR TIMOTHY W	08/15/2022	10/25/2022	02397725	145.35
AT7	14050003005	042	UT	CB	01/01/2022	306T3656	WC	FWK4212	M	PETERSON MASON	5/2/2022	11/1/2022	02399749	145.35
AT7	14050003005	042	UT	CB	01/01/2022	306T3656	WC	FWK4212	M	PETERSON MASON	5/2/2022	11/1/2022	02399750	145.35
AT7	14050003005	042	UT	CB	01/01/2022	306T3656	WC	FWK4212	M	PETERSON MASON	5/2/2022	11/8/2022	02402121	145.35
AT7	16110510	095	UT	CM	01/01/2022	306T3656	WC	FXB6678	M	TABOR TIMOTHY W	8/15/2022	11/9/2022	02403174	145.35
AT7	15320004	042	UT	CB	01/01/2021	306T3656	WC	FSJ2050	M	CURTIS GUY	2/9/2021	10/12/2022	68064620	145.20
AT7	15320004	042	UT	CB	01/01/2021	306T3656	WC	FSJ2050	M	CURTIS GUY	2/9/2021	11/16/2022	68091249	145.20
AT7	13980005	042	UT	CB	01/01/2020	306T3656	WC	FPD4243	E	MAYBERRY SHANE	2/21/2020	11/17/2022	22000067	144.70
AT7	16690008	042	UT	CB	01/01/2022	306T3656	WC	FWK0638	M	STUART CHARLES	4/12/2022	10/26/2022	68075400	144.56
AT7	12230004017	095	UT	CM	01/01/2022	306T3656	WC	FXL0981	M	LATU KIM	8/26/2022	11/16/2022	68091250	144.44
AT7	11640003	042	UT	CB	01/01/2022	306T3656	WC	FXB9539	E	WALTON BLAKE	8/27/2022	11/28/2022	22000018	144.00
AT7	13460001	095	UT	CM	01/01/2022	306T3656	WC	FXL8103	M	ANNIKA NYE	8/21/2022	11/9/2022	68085751	143.87
AT7	16080001005	042	UT	CB	01/01/2022	306T3656	WC	FWK2634	M	ROSS TODD	4/7/2022	10/19/2022	68068933	143.50
AT7	11110	042	UT	CB	01/01/1989	306T4813	WC	A4J7066	M	JENSEN MICHAEL	4/25/1989	10/19/2022	68069449	141.82
AT7	12230004017	042	UT	CB	01/01/2018	306T3656	WC	FHY2313	M	KJOME KIRSTI	10/03/2018	10/05/2022	33340145	141.70
AT7	12060	042	UT	CB	01/01/2022	306T3656	WC	FWQ3082	M	SHUPE RUSTIN	06/09/2022	10/05/2022	33353569	141.70
AT7	13980014	042	UT	CB	01/01/2021	306T3656	WC	FUB6482	M	MCBRIDE TRAVIS	11/17/2021	10/12/2022	33370059	141.70
AT7	17950	042	UT	CB	01/01/2021	306T3656	WC	FTK4591	M	WILSON JACKIE	07/26/2021	10/19/2022	33390106	141.70
AT7	16080001003	042	UT	CB	01/01/2021	306T3656	WC	FVC8797	M	WOOD THOMAS	11/24/2021	10/19/2022	33392613	141.70
AT7	14890	042	UT	CB	01/01/2022	306T3656	WC	FXB3747	M	JENSEN DALLIN	08/02/2022	10/26/2022	33421899	141.70
AT7	14480022044	042	UT	CB	01/01/2022	306T3656	WC	FWQ2255	M	EPPERSON REBEKAH	6/9/2022	11/23/2022	33513254	141.70
AT7	10480020	042	UT	CB	01/01/2022	306T3656	WC	FWQ8600	M	CLARK JENNAFER	7/6/2022	11/23/2022	33510812	141.70
AT7	14300002	042	UT	CB	01/01/2022	306T3656	WC	FXL9525	M	HAWKINS VALISHIA	10/12/2022	11/23/2022	33515721	141.70
AT7	16080001005	042	UT	CB	01/01/2022	306T3656	WC	FWK2634	M	ROSS TODD	4/7/2022	11/30/2022	33530212	141.70
AT7	14140006	042	UT	CB	01/01/2022	306T3656	WC	FXB5750	M	PALMER JACOB	8/9/2022	11/28/2022	68097561	141.09
AT7	14640020	042	UT	CB	01/01/2022	306T3656	WC	FXL2110	M	MCKEE MITCHELL	9/7/2022	10/12/2022	68064624	140.94
AT7	16000	095	UT	CM	01/01/2022	306T3656	WC	FXL5155	M	CUBBEDGE JORDAN	9/16/2022	11/23/2022	68096694	139.78
AT7	16080001003	042	UT	CB	01/01/2021	306T3656	WC	FVC8797	M	WOOD THOMAS	11/24/2021	11/9/2022	02403102	139.66
AT7	11310	042	UT	CB	01/01/2022	306T3656	WC	FXB4525	M	PACE MATTHEW	8/5/2022	11/30/2022	68100703	138.41
AT7	10550	042	UT	CB	01/01/2021	306T3656	WC	FUN0002	E	LOFLEY KEITH	11/17/2021	10/7/2022	68060948	137.80
AT7	16110220	042	UT	CB	01/01/2016	306T3656	WC	E7W5026	M	FACKRELL BRENT M	9/19/2016	10/12/2022	68064620	136.92

**CSS Worker's Compensation Disbursements  
Oct 2022 to Nov 2022 - By Check Amount**

Client Code	Organization Code	Adjusting Office	State	Claim Designator	Policy Effective Date	Policy Number	Line	Claim Number	Payment Type	Claimant Name	Loss Date	Charge Date	Check Number	Check Amount
AT7	12230004017	095	UT	CM	01/01/2022	306T3656	WC	FXL0981	M	KIM LATU	8/26/2022	10/12/2022	68064621	136.92
AT7	16690008	042	UT	CB	01/01/2022	306T3656	WC	FWK0638	M	STUART CHARLES	4/12/2022	10/19/2022	68069752	136.92
AT7	10020	095	UT	CM	01/01/2022	306T3656	WC	FXL5161	M	LANDON WALLACE	9/20/2022	10/19/2022	68069747	136.92
AT7	16110590	095	UT	CM	01/01/2022	306T3656	WC	FXL6190	M	BRETT ATOLLY	09/26/2022	10/19/2022	68069748	136.92
AT7	14050001001	095	UT	CM	01/01/2022	306T3656	WC	FXL6710	M	ANDY CRNICH	09/26/2022	10/19/2022	68069749	136.92
AT7	15320001	095	UT	CM	01/01/2022	306T3656	WC	FXB5653	M	DYKENS SHAUN R	07/23/2022	10/26/2022	68075401	136.92
AT7	16690007	095	UT	CM	01/01/2022	306T3656	WC	FXL5017	M	SHARON LEAVITT	9/21/2022	10/26/2022	68075404	136.92
AT7	13230001	042	UT	CB	01/01/2022	306T3656	WC	FXL5025	M	DAVID RBRICKEY	9/21/2022	10/26/2022	68075405	136.92
AT7	15320001	095	UT	CM	01/01/2022	306T3656	WC	FXB5653	M	DYKENS SHAUN R	7/23/2022	11/2/2022	68080652	136.92
AT7	16000	095	UT	CM	01/01/2022	306T3656	WC	FXL5155	M	CUBBEDGE JORDAN	9/16/2022	11/2/2022	68080657	136.92
AT7	15320018	095	UT	CM	01/01/2022	306T3656	WC	FXW2228	M	STEVEN RWHEELER	10/20/2022	11/16/2022	68091261	136.92
AT7	12110003	042	UT	CB	01/01/2022	306T3656	WC	FXL9380	M	CLAY CAMPBELL	10/6/2022	11/23/2022	68096869	136.92
AT7	16690008	095	UT	CM	01/01/2022	306T3656	WC	FXW4030	M	TAWNA SESCHILLIE	10/27/2022	11/23/2022	68096877	136.92
AT7	16110111	095	UT	CM	01/01/2022	306T3656	WC	FXW5452	M	KRISTEEN NCROTHER	10/24/2022	11/23/2022	68096875	136.92
AT7	15940	042	UT	CB	01/01/2022	306T3656	WC	FXW3593	M	EMILY LOVELAND	10/26/2022	11/30/2022	68100755	136.92
AT7	10480002	095	UT	CM	01/01/2022	306T3656	WC	FXW1266	M	TAYLOR COX	10/9/2022	11/30/2022	68099747	136.74
AT7	16140003	095	UT	CM	01/01/2022	306T3656	WC	FWK6368	E	THOMASON RANDY M	5/11/2022	11/10/2022	22000004	136.58
AT7	12060	042	UT	CB	01/01/2022	306T3656	WC	FWQ3082	M	SHUPE RUSTIN	6/9/2022	10/12/2022	68064522	136.50
AT7	16080003004	042	UT	CB	01/01/2022	306T3656	WC	FVK9299	M	TAYLOR DARRAN	01/23/2022	10/05/2022	68058738	135.52
AT7	16080001001	042	UT	CB	01/01/2022	306T3656	WC	FWQ6950	M	SHIRVANI JASON	6/30/2022	11/23/2022	68095970	135.52
AT7	14260004	042	UT	CB	01/01/2022	306T3656	WC	FXL0472	M	KEARL COBY	8/30/2022	10/19/2022	68069579	135.45
AT7	16080003003	042	UT	CB	01/01/2022	306T3656	WC	FVK1708	M	FLYGARE TYLER	3/3/2022	11/2/2022	68080563	135.45
AT7	16080003003	042	UT	CB	01/01/2022	306T3656	WC	FVK1708	M	FLYGARE TYLER	3/3/2022	11/9/2022	68085749	135.45
AT7	16080003003	042	UT	CB	01/01/2022	306T3656	WC	FVK1708	M	FLYGARE TYLER	3/3/2022	11/16/2022	68091147	135.45
AT7	12830	042	UT	CB	01/01/2022	306T3656	WC	FWK9510	M	ROWSER TYLER	5/29/2022	11/16/2022	68089770	135.45
AT7	13200008	042	UT	CB	01/01/2022	306T3656	WC	FVK7077	C	FLAIG PAUL	3/29/2022	11/15/2022	68087873	135.07
AT7	10750007	042	UT	CB	01/01/2022	306T3656	WC	FXL3296	M	CLONTZ LADEAN	9/9/2022	10/19/2022	68069617	134.98
AT7	10810001	042	UT	CB	01/01/2014	306T3656	WC	E0C0856	M	TERRY JEFFREY L	04/02/2014	10/13/2022	02394379	134.54
AT7	16080003002	042	UT	CB	01/01/2022	306T3656	WC	FXB9978	M	HENDERSON MARK	8/26/2022	10/26/2022	68075340	134.19
AT7	16080001005	042	UT	CB	01/01/2022	306T3656	WC	FWK2634	E	ROSS TODD	4/7/2022	11/10/2022	22000028	133.41
AT7	11030002	042	UT	CB	01/01/2022	306T3656	WC	FVK1229	M	FORBES CHARLES	3/1/2022	11/28/2022	02408353	133.10
AT7	14050003005	042	UT	CB	01/01/2022	306T3656	WC	FWK4212	M	PETERSON MASON	5/2/2022	11/16/2022	68089846	133.06
AT7	11910002	042	UT	CB	01/01/2022	306T3656	WC	FXB8668	M	RAY BRADEN	8/22/2022	10/26/2022	68075319	132.79
AT7	11910002	042	UT	CB	01/01/2022	306T3656	WC	FXB8668	M	RAY BRADEN	8/22/2022	11/23/2022	68096748	132.79
AT7	10480020	095	UT	CM	01/01/2022	306T3656	WC	FXW6885	M	MARLINDA TUCKER	11/15/2022	11/30/2022	68100332	132.64
AT7	10480007	095	UT	CM	01/01/2022	306T3656	WC	FXW1412	M	RONNIE LHOPES	10/20/2022	11/16/2022	68090644	132.41

**CSS Worker's Compensation Disbursements  
Oct 2022 to Nov 2022 - By Check Amount**

Client Code	Organization Code	Adjusting Office	State	Claim Designator	Policy Effective Date	Policy Number	Line	Claim Number	Payment Type	Claimant Name	Loss Date	Charge Date	Check Number	Check Amount
AT7	14640018	095	UT	CM	01/01/2022	306T3656	WC	FXW0229	M	BRENT BRIGGS	10/13/2022	11/23/2022	68096749	131.70
AT7	10480008	095	UT	CM	01/01/2022	306T3656	WC	FXB5834	M	MAXFIELD JENNIFER	08/09/2022	10/26/2022	68074900	131.54
AT7	11030002	042	UT	CB	01/01/2022	306T3656	WC	FVK1229	M	FORBES CHARLES	3/1/2022	10/19/2022	68069624	131.46
AT7	12060	042	UT	CB	01/01/2022	306T3656	WC	FWQ0607	M	TURNER LACY	6/2/2022	10/5/2022	33352033	130.80
AT7	12460008	042	UT	CB	01/01/2021	306T3656	WC	FUB5498	M	HAWKS DEBRA	11/19/2021	10/12/2022	33368407	130.80
AT7	13020009	042	UT	CB	01/01/2022	306T3656	WC	FXL0453	M	COOK STETSON	8/30/2022	10/26/2022	33423194	130.80
AT7	14480011018	042	UT	CB	01/01/2022	306T3656	WC	FXL5132	M	HEWARD MIKE	9/19/2022	11/16/2022	33491174	130.80
AT7	13230	042	UT	CB	01/01/1993	306T4813	WC	A4J7027	M	SERASSIO DARLA	10/15/1993	11/23/2022	33497739	130.80
AT7	12600006	042	UT	CB	01/01/2022	306T3656	WC	FVK2278	M	WIDDISON JACK	3/2/2022	11/23/2022	33504820	130.80
AT7	12790	042	UT	CB	01/01/2022	306T3656	WC	FXL5697	M	LAW COLBY D	8/30/2022	11/23/2022	33514715	130.80
AT7	16080003002	042	UT	CB	01/01/2022	306T3656	WC	FXB9978	M	HENDERSON MARK	8/26/2022	11/30/2022	33534636	130.80
AT7	14050001001	042	UT	CB	01/01/2022	306T3656	WC	FXL6681	M	BACKMAN DARREN	9/26/2022	11/30/2022	33536490	130.80
AT7	14010	042	UT	CB	01/01/2022	306T3656	WC	FXB0775	C	CHADD JAMES R	7/18/2022	10/14/2022	68065345	130.67
AT7	14260001	042	UT	CB	01/01/2022	306T3656	WC	FWQ2612	E	NEWMAN KATHRYN	6/1/2022	11/28/2022	22000019	130.47
AT7	16690016	095	UT	CM	01/01/2022	306T3656	WC	FXB0866	M	GRIFFIN JENIFER L	06/02/2022	10/26/2022	68075418	130.23
AT7	12790	042	UT	CB	01/01/2022	306T3656	WC	FXB4598	M	BUSHMAN TREYSON V	6/22/2022	10/19/2022	68069516	130.10
AT7	14250	095	UT	CM	01/01/2022	306T3656	WC	FXL0028	M	JUSTIN RITTER	8/27/2022	10/5/2022	68059403	130.07
AT7	16080003004	042	UT	CB	01/01/2022	306T3656	WC	FVK9299	M	TAYLOR DARRAN	1/23/2022	11/9/2022	68085740	130.05
AT7	11460	042	UT	CB	01/01/2022	306T3656	WC	FVC5842	E	BRAILSFORD LORETT	2/2/2022	10/5/2022	33347136	130.00
AT7	12060	042	UT	CB	01/01/2022	306T3656	WC	FWQ0607	E	TURNER LACY	06/02/2022	10/05/2022	33352032	130.00
AT7	11640003	042	UT	CB	01/01/2022	306T3656	WC	FXB9539	E	WALTON BLAKE	08/27/2022	10/05/2022	33357385	130.00
AT7	14260004	042	UT	CB	01/01/2022	306T3656	WC	FXL0472	E	KEARL COBY	8/30/2022	10/5/2022	33357791	130.00
AT7	16110200	042	UT	CB	01/01/2022	306T3656	WC	FXL3353	E	SEELY AMMON L	9/13/2022	10/5/2022	33359515	130.00
AT7	12460001	042	UT	CB	01/01/2021	306T3656	WC	FTQ4589	E	FORSYTH ROBBIN	9/22/2021	10/12/2022	33381811	130.00
AT7	16080001003	042	UT	CB	01/01/2021	306T3656	WC	FVC8797	E	WOOD THOMAS	11/24/2021	10/12/2022	33370332	130.00
AT7	16080001005	042	UT	CB	01/01/2022	306T3656	WC	FWK2634	E	ROSS TODD	04/07/2022	10/12/2022	33374020	130.00
AT7	14480022044	042	UT	CB	01/01/2022	306T3656	WC	FWQ2255	E	EPPERSON REBEKAH	6/9/2022	10/12/2022	33382284	130.00
AT7	12060	042	UT	CB	01/01/2022	306T3656	WC	FWQ3082	E	SHUPE RUSTIN	6/9/2022	10/12/2022	33375740	130.00
AT7	14890	042	UT	CB	01/01/2022	306T3656	WC	FXB3747	E	JENSEN DALLIN	8/2/2022	10/12/2022	33378164	130.00
AT7	12070	042	UT	CB	01/01/2008	306T3656	WC	A9E3676	E	DOMINGO MANUEL	01/21/2008	10/19/2022	33384392	130.00
AT7	13660003	042	UT	CB	01/01/2022	306T3656	WC	FWQ1661	E	ZACH ROBINSON	6/7/2022	10/19/2022	33405976	130.00
AT7	14140006	042	UT	CB	01/01/2022	306T3656	WC	FXB5750	E	PALMER JACOB	8/9/2022	10/19/2022	33400728	130.00
AT7	16110400	042	UT	CB	01/01/2022	306T3656	WC	FXB6458	E	GARDNER BRADLEY G	8/10/2022	10/19/2022	33401019	130.00
AT7	14050001001	042	UT	CB	01/01/2022	306T3656	WC	FXL6681	E	DARREN BACKMAN	9/26/2022	10/19/2022	33405536	130.00
AT7	11030002	042	UT	CB	01/01/2022	306T3656	WC	FVK1229	E	FORBES CHARLES	3/1/2022	10/26/2022	33415841	130.00
AT7	11030001	042	UT	CB	01/01/2022	306T3656	WC	FWQ1348	E	GLENN CHASITY	06/02/2022	10/26/2022	33422094	130.00

**CSS Worker's Compensation Disbursements  
Oct 2022 to Nov 2022 - By Check Amount**

Client Code	Organization Code	Adjusting Office	State	Claim Designator	Policy Effective Date	Policy Number	Line	Claim Number	Payment Type	Claimant Name	Loss Date	Charge Date	Check Number	Check Amount
AT7	11640003	042	UT	CB	01/01/2022	306T3656	WC	FXB9539	E	WALTON BLAKE	8/27/2022	10/26/2022	33422847	130.00
AT7	14910	042	UT	CB	01/01/2022	306T3656	WC	FXL4106	E	THAROLD NORTHUP	09/06/2022	10/26/2022	33427593	130.00
AT7	11640003	095	UT	CM	01/01/2022	306T3656	WC	FWQ0448	M	WILLIAM COLEMAN	5/31/2022	10/5/2022	68058221	130.00
AT7	11640005	095	UT	CM	01/01/2022	306T3656	WC	FWQ7827	M	GRASER TROY	07/02/2022	10/26/2022	68074106	130.00
AT7	15080003	042	UT	CB	01/01/2022	306T3656	WC	FWQ3568	E	GINES RICK	6/15/2022	11/2/2022	33440761	130.00
AT7	16080003003	042	UT	CB	01/01/2022	306T3656	WC	FXL7607	E	SMITH DUSTIN	10/4/2022	11/2/2022	33448107	130.00
AT7	14640024	042	UT	CB	01/01/2022	306T3656	WC	FXL7792	E	BONNER TYLER	10/5/2022	11/2/2022	33448237	130.00
AT7	14930002	042	UT	CB	01/01/2022	306T3656	WC	FVK6954	E	FILLER JOHN	3/28/2022	11/9/2022	33461775	130.00
AT7	12790	042	UT	CB	01/01/2022	306T3656	WC	FXL5697	E	LAW COLBY D	8/30/2022	11/9/2022	33470397	130.00
AT7	14480022034	042	UT	CB	01/01/2017	306T3656	WC	FAE5939	E	KOHLER TALON	7/8/2017	11/16/2022	33475055	130.00
AT7	16690016	042	UT	CB	01/01/2022	306T3656	WC	FXB0866	E	GRIFFIN JENIFER L	6/2/2022	11/16/2022	33495474	130.00
AT7	16080003002	042	UT	CB	01/01/2022	306T3656	WC	FXB9978	E	HENDERSON MARK	8/26/2022	11/16/2022	33489902	130.00
AT7	15130	042	UT	CB	01/01/2022	306T3656	WC	FXL4487	E	CHANDLER JOANN	8/31/2022	11/16/2022	33495745	130.00
AT7	14050001001	042	UT	CB	01/01/2022	306T3656	WC	FXL6681	E	BACKMAN DARREN	9/26/2022	11/16/2022	33492123	130.00
AT7	14640024	042	UT	CB	01/01/2022	306T3656	WC	FXL7792	E	BONNER TYLER	10/5/2022	11/16/2022	33492537	130.00
AT7	11830014	042	UT	CB	01/01/2022	306T3656	WC	FXW3535	E	AUSTIN TKIMBER	10/20/2022	11/16/2022	33496557	130.00
AT7	13660003	042	UT	CB	01/01/2015	306T3656	WC	E3W2365	E	CHUCHRAN JARED A	5/30/2015	11/23/2022	33498436	130.00
AT7	10480020	042	UT	CB	01/01/2022	306T3656	WC	FWQ8600	E	CLARK JENNAFER	7/6/2022	11/23/2022	33510811	130.00
AT7	16690010	042	UT	CB	01/01/2022	306T3656	WC	FWQ9278	E	YAMASHITA JILL	6/19/2022	11/23/2022	33509110	130.00
AT7	14140006	042	UT	CB	01/01/2022	306T3656	WC	FXB5750	E	PALMER JACOB	8/9/2022	11/23/2022	33510969	130.00
AT7	12110003	042	UT	CB	01/01/2022	306T3656	WC	FXL9380	E	CLAY CAMPBELL	10/6/2022	11/23/2022	33515925	130.00
AT7	11640003	042	UT	CB	01/01/2022	306T3656	WC	FXL9511	E	RICHEY JEFFREY	10/11/2022	11/23/2022	33515259	130.00
AT7	13020009	042	UT	CB	01/01/2021	306T3656	WC	FUB9345	E	JOHNSON RANDY L	12/10/2021	11/30/2022	33526072	130.00
AT7	11030001	042	UT	CB	01/01/2022	306T3656	WC	FWQ1348	E	GLENN CHASITY	6/2/2022	11/30/2022	33533392	130.00
AT7	15080003	042	UT	CB	01/01/2022	306T3656	WC	FWQ3568	E	GINES RICK	6/15/2022	11/30/2022	33530762	130.00
AT7	11660003	042	UT	CB	01/01/2022	306T3656	WC	FWQ9909	E	VEGA ROMAN	7/13/2022	11/30/2022	33531696	130.00
AT7	16110114	095	UT	CM	01/01/2022	306T3656	WC	FXL0626	E	JUDD DAREN W	8/31/2022	11/30/2022	33540600	130.00
AT7	14050001001	042	UT	CB	01/01/2022	306T3656	WC	FXL6681	E	BACKMAN DARREN	9/26/2022	11/30/2022	33536489	130.00
AT7	14640024	042	UT	CB	01/01/2022	306T3656	WC	FXL7792	E	BONNER TYLER	10/5/2022	11/30/2022	33536864	130.00
AT7	14050001001	042	UT	CB	01/01/2022	306T3656	WC	FXL6681	E	DARREN BACKMAN	9/26/2022	10/27/2022	22000002	129.98
AT7	15320001	095	UT	CM	01/01/2022	306T3656	WC	FXB5653	M	DYKENS SHAUN R	07/23/2022	10/26/2022	68075414	129.90
AT7	13020009	042	UT	CB	01/01/2021	306T3656	WC	FUB9345	E	JOHNSON RANDY L	12/10/2021	11/10/2022	22000074	129.30
AT7	13980014	095	UT	CM	01/01/2022	306T3656	WC	FWK7407	M	WITTUSEN JOSHUA A	03/17/2022	10/11/2022	68061730	129.25
AT7	12600006	042	UT	CB	01/01/2022	306T3656	WC	FVK2278	M	WIDDISON JACK	3/2/2022	10/19/2022	68069624	128.56
AT7	12380	042	UT	CB	01/01/2009	306T3656	WC	A4J4807	M	BRADSHAW TOM G	07/13/2009	10/05/2022	68058291	128.21
AT7	11030005	042	UT	CB	01/01/2022	306T3656	WC	FVK9877	M	SCOTT JEFFREY	4/11/2022	11/2/2022	68080519	127.50

**CSS Worker's Compensation Disbursements  
Oct 2022 to Nov 2022 - By Check Amount**

Client Code	Organization Code	Adjusting Office	State	Claim Designator	Policy Effective Date	Policy Number	Line	Claim Number	Payment Type	Claimant Name	Loss Date	Charge Date	Check Number	Check Amount
AT7	14580010	095	UT	CB	01/01/1999	306T4813	WC	A4J7037	M	HAMILTON CLARENCE	10/01/1999	10/19/2022	68069554	127.48
AT7	14580010	095	UT	CB	01/01/1999	306T4813	WC	A4J7037	M	HAMILTON CLARENCE	10/1/1999	11/30/2022	68100638	127.48
AT7	11690008	095	UT	CM	01/01/2021	306T3656	WC	FXL8849	M	SIMEON MILLER	11/22/2021	10/26/2022	68075413	127.26
AT7	13230004	042	UT	CB	01/01/2021	306T3656	WC	FXW3042	M	CAMRON BRUCE	10/27/2021	11/9/2022	68085854	127.26
AT7	11870	095	UT	CM	01/01/2021	306T3656	WC	FTQ8741	M	CHRISTENSEN KENDA	10/18/2021	11/21/2022	68093482	127.26
AT7	15320023	095	UT	CM	01/01/2021	306T3656	WC	FUB9127	M	HAMMER RODNEY L	12/10/2021	11/23/2022	68096870	127.26
AT7	12790	042	UT	CB	01/01/2022	306T3656	WC	FXL5697	E	COLBY DLAW	8/30/2022	10/13/2022	22000001	127.15
AT7	13500005	095	UT	CM	01/01/2022	306T3656	WC	FXL2427	M	SWARTZEL LAURA	8/5/2022	11/2/2022	68080565	126.82
AT7	12790	042	UT	CB	01/01/2022	306T3656	WC	FXL5697	M	COLBY DLAW	8/30/2022	10/19/2022	68069516	126.34
AT7	11910003	095	UT	CM	01/01/2022	306T3656	WC	FXL0518	M	BAILEE MABE	8/30/2022	10/6/2022	02392533	126.24
AT7	11520	095	UT	CM	01/01/2022	306T3656	WC	FVK7230	M	CHILDS RICKY	3/30/2022	11/23/2022	68096762	126.00
AT7	13230	042	UT	CB	01/01/1993	306T4813	WC	A4J7027	M	SERASSIO DARLA	10/15/1993	10/04/2022	02390438	125.46
AT7	13230	042	UT	CB	01/01/1993	306T4813	WC	A4J7027	M	SERASSIO DARLA	10/15/1993	10/18/2022	02395134	125.00
AT7	12940	042	UT	CB	01/01/1991	306T4813	WC	A4J6991	M	ANDREASON J. BLAI	7/9/1991	10/6/2022	02391674	124.84
AT7	13160001	095	UT	CM	01/01/2022	306T3656	WC	FXB6424	M	TWITCHELL LANDON	8/15/2022	11/30/2022	68100149	124.70
AT7	16690016	042	UT	CB	01/01/2022	306T3656	WC	FXB0866	M	GRIFFIN JENIFER L	6/2/2022	11/18/2022	68092069	124.68
AT7	15320001	042	UT	CB	01/01/2022	306T3656	WC	FXW0535	M	MADISON LBLACKHAM	7/14/2022	11/23/2022	68096752	124.61
AT7	13980015	042	UT	CB	01/01/2021	306T3656	WC	FTA9068	M	THOMPSON JODI	7/12/2021	10/12/2022	68064620	124.00
AT7	16690013	095	UT	CM	01/01/2022	306T3656	WC	FWK7146	M	SISSON EMILY M	5/16/2022	10/12/2022	68064621	124.00
AT7	16110411	042	UT	CB	01/01/2020	306T3656	WC	FQV2586	M	LAPRAY ROSS G	9/14/2020	10/26/2022	68075400	124.00
AT7	11110	042	UT	CB	01/01/1996	306T4813	WC	A4J7065	M	HANSEN GARRETT L	11/22/1996	11/2/2022	68080651	124.00
AT7	13640004	042	UT	CB	01/01/2020	306T3656	WC	FPZ8038	M	RUNOLFSON GABRIEL	7/2/2020	11/2/2022	68080651	124.00
AT7	16690008	042	UT	CB	01/01/2022	306T3656	WC	FWK0638	M	STUART CHARLES	4/12/2022	11/2/2022	68080651	124.00
AT7	13980019	042	UT	CB	01/01/2018	306T3656	WC	FJZ1240	M	HOPKINS EDWARD	11/7/2018	11/16/2022	68091249	124.00
AT7	14480022044	042	UT	CB	01/01/2022	306T3656	WC	FWQ2255	M	EPPERSON REBEKAH	6/9/2022	11/16/2022	68091249	124.00
AT7	16690008	042	UT	CB	01/01/2022	306T3656	WC	FWK0638	M	STUART CHARLES	4/12/2022	11/23/2022	68096861	124.00
AT7	13660003	042	UT	CB	01/01/2022	306T3656	WC	FWK8509	M	LUERA DERRICK	05/23/2022	10/25/2022	02397562	123.85
AT7	15320001	095	UT	CM	01/01/2022	306T3656	WC	FWQ1765	M	HOLT SENICCA A	5/6/2022	10/5/2022	68058050	123.75
AT7	15320001	095	UT	CM	01/01/2022	306T3656	WC	FWQ1765	M	HOLT SENICCA A	5/6/2022	10/12/2022	68063138	123.75
AT7	14480022044	042	UT	CB	01/01/2022	306T3656	WC	FWQ2255	M	EPPERSON REBEKAH	6/9/2022	10/12/2022	68064074	123.75
AT7	15320001	095	UT	CM	01/01/2022	306T3656	WC	FXB5653	M	DYKENS SHAUN R	07/23/2022	10/12/2022	68063138	123.75
AT7	15320001	095	UT	CM	01/01/2022	306T3656	WC	FXB5653	M	DYKENS SHAUN R	07/23/2022	10/26/2022	68073918	123.75
AT7	14480022044	042	UT	CB	01/01/2022	306T3656	WC	FWQ2255	M	EPPERSON REBEKAH	6/9/2022	11/9/2022	68085198	123.75
AT7	11640003	042	UT	CB	01/01/2022	306T3656	WC	FXB9539	M	WALTON BLAKE	8/27/2022	11/23/2022	68096247	123.75
AT7	16080003004	042	UT	CB	01/01/2022	306T3656	WC	FVK9299	M	TAYLOR DARRAN	1/23/2022	11/30/2022	68100705	123.75
AT7	15130	042	UT	CB	01/01/2022	306T3656	WC	FXL2781	E	HOLMES BRET K	9/12/2022	11/17/2022	22000003	122.63

**CSS Worker's Compensation Disbursements  
Oct 2022 to Nov 2022 - By Check Amount**

Client Code	Organization Code	Adjusting Office	State	Claim Designator	Policy Effective Date	Policy Number	Line	Claim Number	Payment Type	Claimant Name	Loss Date	Charge Date	Check Number	Check Amount
AT7	13200008	042	UT	CB	01/01/2022	306T3656	WC	FVK7077	E	FLAIG PAUL	3/29/2022	11/28/2022	22000026	122.21
AT7	14580005	042	UT	CB	01/01/2022	306T3656	WC	FWQ9128	C	JENSEN MELISSA	7/5/2022	10/19/2022	68067271	122.16
AT7	14580010	042	UT	CB	01/01/2019	306T3656	WC	FKV9107	M	MANNING AMMON	1/7/2019	11/30/2022	68101476	122.02
AT7	16080003002	042	UT	CB	01/01/2022	306T3656	WC	FXB9978	M	HENDERSON MARK	8/26/2022	10/5/2022	68058736	120.96
AT7	16080001003	095	UT	CM	01/01/2022	306T3656	WC	FWK8363	M	ERICKSON JACOB	05/22/2022	10/19/2022	68068914	120.96
AT7	14050001001	042	UT	CB	01/01/2021	306T3656	WC	FTA7813	M	CRNICH ANDY S	7/2/2021	11/9/2022	68085848	120.64
AT7	16080003004	042	UT	CB	01/01/2022	306T3656	WC	FVK9299	M	TAYLOR DARRAN	1/23/2022	11/2/2022	68080554	120.60
AT7	16080003004	042	UT	CB	01/01/2022	306T3656	WC	FVK9299	M	TAYLOR DARRAN	1/23/2022	11/16/2022	68091138	120.60
AT7	15320001	095	UT	CM	01/01/2022	306T3656	WC	FXB5653	M	DYKENS SHAUN R	7/23/2022	11/23/2022	68095254	120.60
AT7	11460	042	UT	CB	01/01/2022	306T3656	WC	FVC5842	E	BRAILSFORD LORETT	2/2/2022	11/3/2022	22000027	120.28
AT7	10480020	042	UT	CB	01/01/2022	306T3656	WC	FWQ8600	M	CLARK JENNAFER	07/06/2022	10/05/2022	33356551	119.90
AT7	14930003	042	UT	CB	01/01/2022	306T3656	WC	FXB5195	M	BOYLE COREY	8/6/2022	10/5/2022	33355584	119.90
AT7	17950	042	UT	CB	01/01/2021	306T3656	WC	FTK4591	M	WILSON JACKIE	7/26/2021	10/12/2022	33367713	119.90
AT7	14050003005	042	UT	CB	01/01/2022	306T3656	WC	FWK4212	M	PETERSON MASON	5/2/2022	10/12/2022	33372435	119.90
AT7	12060	042	UT	CB	01/01/2022	306T3656	WC	FWQ3082	M	SHUPE RUSTIN	06/09/2022	10/12/2022	33375741	119.90
AT7	16110500	042	UT	CB	01/01/2022	306T3656	WC	FXL2239	M	VALDOVINOS BERNAR	09/08/2022	10/12/2022	33380326	119.90
AT7	10640	042	UT	CB	01/01/2016	306T3656	WC	ESL7571	M	BATES LAURIE	01/19/2016	10/19/2022	33384990	119.90
AT7	14010	042	UT	CB	01/01/2022	306T3656	WC	FXB0775	M	CHADD JAMES R	7/18/2022	10/19/2022	33399827	119.90
AT7	16080003003	042	UT	CB	01/01/2022	306T3656	WC	FXL7607	M	SMITH DUSTIN	10/4/2022	11/9/2022	33469916	119.90
AT7	11640003	042	UT	CB	01/01/2022	306T3656	WC	FXL9511	M	RICHEY JEFFREY	10/11/2022	11/9/2022	33471079	119.90
AT7	16690010	042	UT	CB	01/01/2022	306T3656	WC	FWQ9278	M	YAMASHITA JILL	6/19/2022	11/30/2022	33531866	119.90
AT7	11030001	042	UT	CB	01/01/2022	306T3656	WC	FWQ1348	M	GLENN CHASITY	06/02/2022	10/19/2022	68069571	119.83
AT7	12230008031	095	UT	CM	01/01/2022	306T3656	WC	FVC0373	M	CLARK KAREN	1/11/2022	11/16/2022	68091023	118.62
AT7	14050001001	042	UT	CB	01/01/2022	306T3656	WC	FVC5017	M	CLOUSE EDWARD B	2/1/2022	10/5/2022	68059626	118.16
AT7	11490022007	095	UT	CM	01/01/2022	306T3656	WC	FWQ1242	M	BREWER AUSTIN	6/5/2022	11/23/2022	68096762	117.94
AT7	14010	042	UT	CB	01/01/2022	306T3656	WC	FXB0775	M	CHADD JAMES R	07/18/2022	10/05/2022	68059524	117.45
AT7	14010	042	UT	CB	01/01/2022	306T3656	WC	FXB0775	M	CHADD JAMES R	07/18/2022	10/12/2022	68064561	117.45
AT7	16080001003	095	UT	CM	01/01/2022	306T3656	WC	FWK8363	M	ERICKSON JACOB	05/22/2022	10/26/2022	68075322	117.45
AT7	13840003	095	UT	CM	01/01/2022	306T3656	WC	FWQ5937	M	MAXFIELD MAYA	6/23/2022	11/2/2022	68079346	116.73
AT7	12160	042	UT	CB	01/01/2010	306T3656	WC	EMM9305	E	JOHNSON KELLY R	12/30/2010	10/13/2022	22000237	116.52
AT7	14190013	095	UT	CM	01/01/2022	306T3656	WC	FXB4971	M	SEELY LAYNE	8/2/2022	11/9/2022	68085750	116.52
AT7	14050003005	042	UT	CB	01/01/2022	306T3656	WC	FWK4212	C	PETERSON MASON	5/2/2022	11/14/2022	00540650	115.94
AT7	13660003	042	UT	CB	01/01/2022	306T3656	WC	FWK8509	E	LUERA DERRICK	5/23/2022	10/20/2022	22000039	115.90
AT7	16080003003	042	UT	CB	01/01/2021	306T3656	WC	FUN1578	M	WEBB ADAM	12/14/2021	10/26/2022	68075340	115.67
AT7	12110003	042	UT	CB	01/01/2022	306T3656	WC	FXL9380	M	CLAY CAMPBELL	10/6/2022	11/9/2022	68085820	115.18
AT7	13020009	042	UT	CB	01/01/2021	306T3656	WC	FUB9345	M	JOHNSON RANDY L	12/10/2021	10/5/2022	68059415	114.95



**CSS Worker's Compensation Disbursements  
Oct 2022 to Nov 2022 - By Check Amount**

Client Code	Organization Code	Adjusting Office	State	Claim Designator	Policy Effective Date	Policy Number	Line	Claim Number	Payment Type	Claimant Name	Loss Date	Charge Date	Check Number	Check Amount
AT7	13020009	042	UT	CB	01/01/2021	306T3656	WC	FUB9345	M	JOHNSON RANDY L	12/10/2021	11/2/2022	68080461	114.95
AT7	13020009	042	UT	CB	01/01/2021	306T3656	WC	FUB9345	M	JOHNSON RANDY L	12/10/2021	11/16/2022	68091044	114.95
AT7	15080003	042	UT	CB	01/01/2022	306T3656	WC	FWQ3568	M	GINES RICK	6/15/2022	11/9/2022	68084911	114.40
AT7	16080003004	042	UT	CB	01/01/2022	306T3656	WC	FVK9299	M	TAYLOR DARRAN	1/23/2022	11/16/2022	68090363	114.40
AT7	14930002	042	UT	CB	01/01/2022	306T3656	WC	FVK6954	M	FILLER JOHN	3/28/2022	10/12/2022	68064554	114.30
AT7	13660002001	095	UT	CM	01/01/2022	306T3656	WC	FWQ6248	M	GEDDES JAY	6/16/2022	10/12/2022	68064474	114.30
AT7	14930002	042	UT	CB	01/01/2022	306T3656	WC	FVK6954	M	FILLER JOHN	03/28/2022	10/26/2022	68075327	114.30
AT7	15320005	095	UT	CM	01/01/2022	306T3656	WC	FXL6796	M	SETH K BIRD	9/27/2022	10/26/2022	68073918	114.30
AT7	14930002	042	UT	CB	01/01/2022	306T3656	WC	FVK6954	M	FILLER JOHN	3/28/2022	11/2/2022	68080557	114.30
AT7	16080001003	095	UT	CM	01/01/2022	306T3656	WC	FWK8363	M	ERICKSON JACOB	5/22/2022	11/2/2022	68080555	114.30
AT7	14930002	042	UT	CB	01/01/2022	306T3656	WC	FVK6954	M	FILLER JOHN	3/28/2022	11/9/2022	68085744	114.30
AT7	14930002	042	UT	CB	01/01/2022	306T3656	WC	FVK6954	M	FILLER JOHN	3/28/2022	11/16/2022	68091142	114.30
AT7	13660002001	095	UT	CM	01/01/2022	306T3656	WC	FWQ6248	M	GEDDES JAY	6/16/2022	11/16/2022	68091050	114.30
AT7	13660002001	095	UT	CM	01/01/2022	306T3656	WC	FWQ6248	M	GEDDES JAY	6/16/2022	11/21/2022	68093470	114.30
AT7	14930002	042	UT	CB	01/01/2022	306T3656	WC	FVK6954	M	FILLER JOHN	3/28/2022	11/23/2022	68096758	114.30
AT7	10640	042	UT	CB	01/01/2016	306T3656	WC	ESL7571	M	BATES LAURIE	01/19/2016	10/12/2022	68064550	112.69
AT7	16110114	095	UT	CM	01/01/2022	306T3656	WC	FXL0626	M	DAREN WJUDD	8/31/2022	10/19/2022	68069735	111.36
AT7	16110411	042	UT	CB	01/01/2020	306T3656	WC	FQV2586	M	LAPRAY ROSS G	9/14/2020	11/16/2022	68091251	111.36
AT7	14050001001	042	UT	CB	01/01/2022	306T3656	WC	FXL6681	M	BACKMAN DARREN	9/26/2022	11/23/2022	68096864	111.36
AT7	14050001001	042	UT	CB	01/01/2022	306T3656	WC	FVC5017	M	CLOUSE EDWARD B	2/1/2022	10/5/2022	68059625	111.30
AT7	16690025	042	UT	CB	01/01/2022	306T3656	WC	FVC9721	M	AWERKAMP ERIN B	02/21/2022	10/05/2022	68059623	111.30
AT7	13020009	042	UT	CB	01/01/2022	306T3656	WC	FXL0453	M	COOK STETSON	08/30/2022	10/05/2022	68059631	111.30
AT7	13230004	095	UT	CM	01/01/2022	306T3656	WC	FXL2272	M	CHRISTOPH BOWLES	9/7/2022	10/5/2022	68059633	111.30
AT7	14480022044	042	UT	CB	01/01/2022	306T3656	WC	FWQ2255	M	EPPERSON REBEKAH	06/09/2022	10/12/2022	68064627	111.30
AT7	15320003	095	UT	CM	01/01/2022	306T3656	WC	FXB4506	M	NOA BEN-SHAY	8/4/2022	10/12/2022	68064621	111.30
AT7	16110510	095	UT	CM	01/01/2022	306T3656	WC	FXL0650	M	BRADEN VCLUFF	08/31/2022	10/12/2022	68064632	111.30
AT7	14050001001	042	UT	CB	01/01/2022	306T3656	WC	FVK0155	M	STAMPER DYLAN J	02/23/2022	10/19/2022	68069736	111.30
AT7	16690013	095	UT	CM	01/01/2022	306T3656	WC	FWK7146	M	SISSON EMILY M	5/16/2022	10/19/2022	68069754	111.30
AT7	12460007	095	UT	CM	01/01/2022	306T3656	WC	FXB2235	M	MALONE DANIEL	7/26/2022	10/19/2022	68069739	111.30
AT7	16000	095	UT	CM	01/01/2022	306T3656	WC	FXL5155	M	JORDAN CUBBEDGE	9/16/2022	10/19/2022	68069757	111.30
AT7	13230004	095	UT	CM	01/01/2022	306T3656	WC	FXL2272	M	BOWLES CHRISTOPH	9/7/2022	10/26/2022	68075411	111.30
AT7	10020	095	UT	CM	01/01/2022	306T3656	WC	FXL5161	M	WALLACE LANDON	9/20/2022	11/9/2022	68085855	111.30
AT7	11030002	042	UT	CB	01/01/2022	306T3656	WC	FXB5218	M	BRADSHAW NICHOLAS	8/3/2022	11/16/2022	68091259	111.30
AT7	16690035	095	UT	CM	01/01/2022	306T3656	WC	FXL8822	M	TONYA ABUSKER	10/6/2022	11/16/2022	68091253	111.30
AT7	15130	095	UT	CM	01/01/2022	306T3656	WC	FWK9831	M	NELSON PAUL B	5/31/2022	11/21/2022	68093484	111.30
AT7	10020	095	UT	CM	01/01/2022	306T3656	WC	FXL5161	M	WALLACE LANDON	9/20/2022	11/23/2022	68096877	111.30

**CSS Worker's Compensation Disbursements  
Oct 2022 to Nov 2022 - By Check Amount**

Client Code	Organization Code	Adjusting Office	State	Claim Designator	Policy Effective Date	Policy Number	Line	Claim Number	Payment Type	Claimant Name	Loss Date	Charge Date	Check Number	Check Amount
AT7	12810003	095	UT	CM	01/01/2022	306T3656	WC	FXB4949	M	RUBIO-COLLINS LUI	8/2/2022	10/12/2022	68064625	110.78
AT7	16690025	042	UT	CB	01/01/2022	306T3656	WC	FVC9721	M	AWERKAMP ERIN B	2/21/2022	11/2/2022	68080654	110.78
AT7	13980005	095	UT	CM	01/01/2022	306T3656	WC	FWK8272	M	BOYACK PARKER	5/20/2022	11/2/2022	68080655	110.78
AT7	16080001001	042	UT	CB	01/01/2022	306T3656	WC	FWQ6950	M	SHIRVANI JASON	6/30/2022	11/16/2022	68090363	110.78
AT7	13900	042	UT	CB	01/01/2021	306T3656	WC	FSJ3306	E	BERRYHILL LORRAIN	03/02/2021	10/20/2022	22000052	110.75
AT7	15320018	095	UT	CM	01/01/2022	306T3656	WC	FXB6229	M	DENNIS RGARDNER	08/02/2022	10/05/2022	68059622	110.20
AT7	14050003005	042	UT	CB	01/01/2022	306T3656	WC	FWK4212	C	PETERSON MASON	05/02/2022	10/17/2022	00520599	109.74
AT7	13230	042	UT	CB	01/01/1993	306T4813	WC	A4J7027	M	SERASSIO DARLA	10/15/1993	10/12/2022	68063823	109.20
AT7	14930003	042	UT	CB	01/01/2020	306T3656	WC	FNR4591	M	BOYLE COREY J	1/13/2020	10/12/2022	68063825	109.20
AT7	16080003003	042	UT	CB	01/01/2022	306T3656	WC	FXL7607	M	SMITH DUSTIN	10/4/2022	11/9/2022	68084912	109.20
AT7	16080001001	042	UT	CB	01/01/2022	306T3656	WC	FWQ6950	M	SHIRVANI JASON	6/30/2022	11/23/2022	68095968	109.20
AT7	13660004	095	UT	CM	01/01/2022	306T3656	WC	FXL9341	M	PACE JEFF	10/4/2022	11/30/2022	68100686	109.07
AT7	12830	042	UT	CB	01/01/2022	306T3656	WC	FWK9510	M	ROWSER TYLER	05/29/2022	10/13/2022	02394681	109.05
AT7	14140006	042	UT	CB	01/01/2022	306T3656	WC	FXB5750	M	PALMER JACOB	8/9/2022	10/5/2022	33356841	109.00
AT7	16080001003	042	UT	CB	01/01/2021	306T3656	WC	FVC8797	M	WOOD THOMAS	11/24/2021	10/12/2022	33370333	109.00
AT7	11660003	042	UT	CB	01/01/2022	306T3656	WC	FWQ9909	M	VEGA ROMAN	7/13/2022	10/12/2022	33376000	109.00
AT7	16110200	042	UT	CB	01/01/2022	306T3656	WC	FXL3353	M	SEELY AMMON L	09/13/2022	10/12/2022	33380940	109.00
AT7	13510003	042	UT	CB	01/01/2022	306T3656	WC	FXB4101	M	KILPATRICK DREW	08/03/2022	10/26/2022	33421254	109.00
AT7	14260004	042	UT	CB	01/01/2022	306T3656	WC	FXL0472	M	KEARL COBY	8/30/2022	10/26/2022	33423157	109.00
AT7	12790	042	UT	CB	01/01/2022	306T3656	WC	FXL5697	M	LAW COLBY D	8/30/2022	11/9/2022	33470398	109.00
AT7	16110114	095	UT	CM	01/01/2022	306T3656	WC	FXL0626	M	JUDD DAREN W	8/31/2022	11/23/2022	33519066	109.00
AT7	12110003	042	UT	CB	01/01/2022	306T3656	WC	FXL9380	M	CLAY CAMPBELL	10/6/2022	11/23/2022	33515926	109.00
AT7	12830	042	UT	CB	01/01/2022	306T3656	WC	FWK9510	M	ROWSER TYLER	5/29/2022	11/30/2022	33530596	109.00
AT7	14580005	042	UT	CB	01/01/2022	306T3656	WC	FWQ9128	M	JENSEN MELISSA	07/05/2022	10/12/2022	68064411	108.68
AT7	14790001	095	UT	CM	01/01/2022	306T3656	WC	FXB0459	M	BRENNAN HALLIDAY	7/14/2022	10/19/2022	68069631	108.68
AT7	10480008	095	UT	CM	01/01/2022	306T3656	WC	FXB5834	M	MAXFIELD JENNIFER	8/9/2022	11/2/2022	68080551	108.68
AT7	11310	042	UT	CB	01/01/2022	306T3656	WC	FXB4525	M	PACE MATTHEW	8/5/2022	11/16/2022	68091247	108.68
AT7	13060002	095	UT	CM	01/01/2022	306T3656	WC	FXB5094	M	GREENER COLTON	8/5/2022	11/16/2022	68091129	108.68
AT7	14580010	042	UT	CB	01/01/2019	306T3656	WC	FKV9107	M	MANNING AMMON	01/07/2019	10/12/2022	68064560	108.00
AT7	11030005	042	UT	CB	01/01/2022	306T3656	WC	FVK9877	E	SCOTT JEFFREY	4/11/2022	11/17/2022	22000057	107.57
AT7	11690012	095	UT	CM	01/01/2022	306T3656	WC	FWK5665	M	RACKLEY KEASEAN	5/10/2022	10/19/2022	68068136	106.92
AT7	16110400	042	UT	CB	01/01/2022	306T3656	WC	FXB6458	E	GARDNER BRADLEY G	8/10/2022	10/19/2022	68068198	106.50
AT7	14250	095	UT	CM	01/01/2022	306T3656	WC	FWQ4462	M	GILES TANNER	6/16/2022	10/5/2022	68059403	105.74
AT7	12360001	095	UT	CM	01/01/2022	306T3656	WC	FWQ7724	M	HOYNE ALAN	06/13/2022	10/12/2022	68064451	105.74
AT7	14250	095	UT	CM	01/01/2022	306T3656	WC	FWK1206	M	HESS TERRY	4/18/2022	10/26/2022	68075239	105.74
AT7	14250	095	UT	CM	01/01/2022	306T3656	WC	FXL0637	M	TERRY HESS	8/31/2022	11/16/2022	68091030	105.74

**CSS Worker's Compensation Disbursements  
Oct 2022 to Nov 2022 - By Check Amount**

Client Code	Organization Code	Adjusting Office	State	Claim Designator	Policy Effective Date	Policy Number	Line	Claim Number	Payment Type	Claimant Name	Loss Date	Charge Date	Check Number	Check Amount
AT7	11870	095	UT	CM	01/01/2022	306T3656	WC	FWK9682	E	JEWKES DEBRA	5/26/2022	10/6/2022	22000010	105.36
AT7	10810	042	UT	CB	01/01/1998	306T4813	WC	A4J7023	M	PATTERSON WILLIAM	9/25/1998	10/5/2022	68059280	105.23
AT7	16080001005	042	UT	CB	01/01/2022	306T3656	WC	FWK2634	M	ROSS TODD	4/7/2022	10/12/2022	68063790	105.23
AT7	11450	042	UT	CB	01/01/2020	306T3656	WC	FPR7119	M	PHILLIPS JOHN	5/12/2020	10/26/2022	68074159	105.23
AT7	13660003	042	UT	CB	01/01/2015	306T3656	WC	E3W2365	M	CHUCHRAN JARED A	5/30/2015	11/2/2022	68080439	105.23
AT7	16080003003	042	UT	CB	01/01/2022	306T3656	WC	FXL7607	M	SMITH DUSTIN	10/4/2022	11/2/2022	68080463	105.23
AT7	10810	042	UT	CB	01/01/2004	306T4813	WC	A4J2029	M	HANSGEN BRYAN	10/12/2004	11/16/2022	68090922	105.23
AT7	11860	042	UT	CB	01/01/2011	306T3656	WC	EPU2290	M	WOOD SAMUEL J	6/16/2011	11/16/2022	68089890	105.23
AT7	14640024	042	UT	CB	01/01/2022	306T3656	WC	FXL7792	M	BONNER TYLER	10/5/2022	11/16/2022	68091045	105.23
AT7	13270	042	UT	CB	01/01/1998	306T4813	WC	A4J7016	M	BIRD TRACY	7/25/1998	11/23/2022	68096755	105.23
AT7	13660003	042	UT	CB	01/01/2015	306T3656	WC	E3W2365	M	CHUCHRAN JARED A	5/30/2015	11/30/2022	68100619	105.23
AT7	16690010	042	UT	CB	01/01/2022	306T3656	WC	FWQ9278	M	YAMASHITA JILL	6/19/2022	10/12/2022	68063761	105.08
AT7	16690010	042	UT	CB	01/01/2022	306T3656	WC	FWQ9278	M	YAMASHITA JILL	06/19/2022	10/26/2022	68074559	105.08
AT7	16690010	042	UT	CB	01/01/2022	306T3656	WC	FWQ9278	M	YAMASHITA JILL	6/19/2022	11/23/2022	68095908	105.08
AT7	14050001001	042	UT	CB	01/01/2022	306T3656	WC	FXL6681	M	BACKMAN DARREN	9/26/2022	11/30/2022	68101466	104.76
AT7	16140003	042	UT	CB	01/01/2019	306T3656	WC	FMP7200	M	RICKS CURTIS W	7/31/2019	11/2/2022	68080558	103.90
AT7	16140003	042	UT	CB	01/01/2019	306T3656	WC	FMP7200	M	RICKS CURTIS W	7/31/2019	11/9/2022	68085745	103.90
AT7	16140003	042	UT	CB	01/01/2019	306T3656	WC	FMP7200	M	RICKS CURTIS W	7/31/2019	11/23/2022	68096759	103.90
AT7	14050003005	042	UT	CB	01/01/2022	306T3656	WC	FWK4212	C	PETERSON MASON	05/02/2022	10/03/2022	00510517	103.69
AT7	13200008	042	UT	CB	01/01/2022	306T3656	WC	FVK7077	E	FLAIG PAUL	3/29/2022	11/28/2022	22000027	103.20
AT7	13270006	042	UT	CB	01/01/2022	306T3656	WC	FWK3992	E	MONSON RYZER	5/2/2022	10/14/2022	22000013	102.84
AT7	14050003005	042	UT	CB	01/01/2022	306T3656	WC	FWK4212	C	PETERSON MASON	5/2/2022	10/31/2022	00530457	102.21
AT7	16110400	042	UT	CB	01/01/2022	306T3656	WC	FXB6458	M	GARDNER BRADLEY G	8/10/2022	11/28/2022	02408389	101.71
AT7	16080001001	042	UT	CB	01/01/2022	306T3656	WC	FXW3438	M	GREG VANDER WERFF	10/27/2022	11/30/2022	68100145	101.64
AT7	14890	042	UT	CB	01/01/2022	306T3656	WC	FXB3747	M	JENSEN DALLIN	8/2/2022	10/19/2022	68069621	101.25
AT7	14890	042	UT	CB	01/01/2022	306T3656	WC	FXB3747	M	JENSEN DALLIN	8/2/2022	11/2/2022	68080556	101.25
AT7	11460	042	UT	CB	01/01/2022	306T3656	WC	FVC5842	M	BRAILSFORD LORETT	2/2/2022	10/26/2022	68075319	100.62
AT7	11640005	095	UT	CM	01/01/2022	306T3656	WC	FWQ7827	M	GRASER TROY	7/2/2022	10/3/2022	68056139	100.59
AT7	10480002	095	UT	CM	01/01/2022	306T3656	WC	FXW1266	M	TAYLOR COX	10/9/2022	11/30/2022	68100331	100.22
AT7	14050003005	042	UT	CB	01/01/2022	306T3656	WC	FWK4212	M	PETERSON MASON	05/02/2022	10/05/2022	68059511	100.17
AT7	13230	042	UT	CB	01/01/1993	306T4813	WC	A4J7027	M	SERASSIO DARLA	10/15/1993	10/4/2022	02390439	100.00
AT7	10640	042	UT	CB	01/01/2016	306T3656	WC	E5L7571	M	BATES LAURIE	01/19/2016	10/05/2022	68059509	98.71
AT7	10640	042	UT	CB	01/01/2016	306T3656	WC	E5L7571	M	BATES LAURIE	1/19/2016	11/2/2022	68080553	98.71
AT7	12070	042	UT	CB	01/01/2008	306T3656	WC	A9E3676	M	DOMINGO MANUEL	1/21/2008	10/12/2022	68064557	98.31
AT7	14140006	042	UT	CB	01/01/2022	306T3656	WC	FXB5750	M	PALMER JACOB	8/9/2022	10/12/2022	33378727	98.10
AT7	10750007	042	UT	CB	01/01/2022	306T3656	WC	FXL3296	M	CLONTZ LADEAN	09/09/2022	10/12/2022	33380888	98.10

**CSS Worker's Compensation Disbursements  
Oct 2022 to Nov 2022 - By Check Amount**

Client Code	Organization Code	Adjusting Office	State	Claim Designator	Policy Effective Date	Policy Number	Line	Claim Number	Payment Type	Claimant Name	Loss Date	Charge Date	Check Number	Check Amount
AT7	12070	042	UT	CB	01/01/2008	306T3656	WC	A9E3676	M	DOMINGO MANUEL	1/21/2008	10/19/2022	33384393	98.10
AT7	12830	042	UT	CB	01/01/2022	306T3656	WC	FWK9510	M	ROWSER TYLER	5/29/2022	10/19/2022	33396685	98.10
AT7	14480022044	042	UT	CB	01/01/2022	306T3656	WC	FWQ2255	M	EPPERSON REBEKAH	6/9/2022	10/19/2022	33403948	98.10
AT7	11200004	042	UT	CB	01/01/2021	306T3656	WC	FTA0846	M	EVANS MATTHEW	6/1/2021	10/26/2022	33411235	98.10
AT7	16690010	042	UT	CB	01/01/2022	306T3656	WC	FWQ9278	M	YAMASHITA JILL	06/19/2022	10/26/2022	33420242	98.10
AT7	10750007	042	UT	CB	01/01/2022	306T3656	WC	FXL3296	M	CLONTZ LADEAN	9/9/2022	10/26/2022	33424350	98.10
AT7	14300002	042	UT	CB	01/01/2022	306T3656	WC	FXL9525	M	VALISHIA HAWKINS	10/12/2022	11/2/2022	33450608	98.10
AT7	12690002	042	UT	CB	01/01/2021	306T3656	WC	FSS2485	M	MORROW JOSHUA	4/18/2021	11/9/2022	33455159	98.10
AT7	10640	042	UT	CB	01/01/2016	306T3656	WC	ESL7571	M	BATES LAURIE	1/19/2016	11/16/2022	33474816	98.10
AT7	14480022034	042	UT	CB	01/01/2017	306T3656	WC	FAE5939	M	KOHLER TALON	7/8/2017	11/16/2022	33475056	98.10
AT7	16080001003	042	UT	CB	01/01/2021	306T3656	WC	FVC8797	M	WOOD THOMAS	11/24/2021	11/16/2022	33481887	98.10
AT7	16080001003	042	UT	CB	01/01/2021	306T3656	WC	FVC8797	M	WOOD THOMAS	11/24/2021	11/23/2022	33504544	98.10
AT7	16080003003	042	UT	CB	01/01/2022	306T3656	WC	FXL7607	M	SMITH DUSTIN	10/4/2022	11/23/2022	33514264	98.10
AT7	13020009	042	UT	CB	01/01/2021	306T3656	WC	FUB9345	M	JOHNSON RANDY L	12/10/2021	11/30/2022	33526073	98.10
AT7	12060	042	UT	CB	01/01/2022	306T3656	WC	FWQ3082	M	SHUPE RUSTIN	6/9/2022	11/30/2022	33531502	98.10
AT7	15080003	042	UT	CB	01/01/2022	306T3656	WC	FWQ3568	M	GINES RICK	6/15/2022	11/30/2022	33530763	98.10
AT7	11660003	042	UT	CB	01/01/2022	306T3656	WC	FWQ9909	M	VEGA ROMAN	7/13/2022	11/30/2022	33531697	98.10
AT7	16080003003	042	UT	CB	01/01/2022	306T3656	WC	FWQ8353	M	ELLINGSON BRADEN	07/08/2022	10/26/2022	68075325	97.81
AT7	14660002	095	UT	CM	01/01/2022	306T3656	WC	FXB8084	M	WATERFALL ADALENA	8/17/2022	10/26/2022	68075323	97.81
AT7	15320001	095	UT	CM	01/01/2022	306T3656	WC	FXB5653	M	DYKENS SHAUN R	7/23/2022	11/23/2022	68096878	97.43
AT7	16690010	095	UT	CM	01/01/2022	306T3656	WC	FXL0687	M	WOOD SHERYL L	8/30/2022	11/9/2022	68085850	96.57
AT7	12480	042	UT	CB	01/01/2022	306T3656	WC	FWQ0804	M	MCCANDLESS DONALD	6/3/2022	11/23/2022	68095890	96.03
AT7	10810001	042	UT	CB	01/01/2014	306T3656	WC	EOC0856	M	TERRY JEFFREY L	4/2/2014	10/6/2022	02391848	95.40
AT7	10810001	042	UT	CB	01/01/2014	306T3656	WC	EOC0856	M	TERRY JEFFREY L	4/2/2014	11/10/2022	02403500	95.40
AT7	16080001005	042	UT	CB	01/01/2022	306T3656	WC	FWK2634	E	ROSS TODD	4/7/2022	10/5/2022	33351658	95.00
AT7	14580010	042	UT	CB	01/01/2019	306T3656	WC	FKV9107	E	MANNING AMMON	1/7/2019	10/12/2022	33363347	95.00
AT7	12230004019	042	UT	CB	01/01/2021	306T3656	WC	FRU7894	E	COOK DARIN	2/3/2021	10/12/2022	33365433	95.00
AT7	13200008	042	UT	CB	01/01/2022	306T3656	WC	FVK7077	E	FLAIG PAUL	3/29/2022	10/12/2022	33371331	95.00
AT7	12830	042	UT	CB	01/01/2022	306T3656	WC	FWK9510	E	ROWSER TYLER	05/29/2022	10/12/2022	33374558	95.00
AT7	16080003003	042	UT	CB	01/01/2022	306T3656	WC	FVK1708	E	FLYGARE TYLER	03/03/2022	10/19/2022	33393091	95.00
AT7	12480	042	UT	CB	01/01/2022	306T3656	WC	FWQ0804	E	MCCANDLESS DONALD	06/03/2022	10/26/2022	33418078	95.00
AT7	14890	042	UT	CB	01/01/2022	306T3656	WC	FXB3747	E	JENSEN DALLIN	08/02/2022	10/26/2022	33421898	95.00
AT7	14580010	042	UT	CB	01/01/2019	306T3656	WC	FKV9107	E	MANNING AMMON	1/7/2019	11/9/2022	33452942	95.00
AT7	13200008	042	UT	CB	01/01/2022	306T3656	WC	FVK7077	E	FLAIG PAUL	3/29/2022	11/16/2022	33482783	95.00
AT7	14260001	042	UT	CB	01/01/2022	306T3656	WC	FWQ2612	E	NEWMAN KATHRYN	6/1/2022	11/16/2022	33487907	95.00
AT7	14260001	042	UT	CB	01/01/2022	306T3656	WC	FWQ2612	E	NEWMAN KATHRYN	6/1/2022	11/23/2022	33510204	95.00

**CSS Worker's Compensation Disbursements  
Oct 2022 to Nov 2022 - By Check Amount**

Client Code	Organization Code	Adjusting Office	State	Claim Designator	Policy Effective Date	Policy Number	Line	Claim Number	Payment Type	Claimant Name	Loss Date	Charge Date	Check Number	Check Amount
AT7	14050001001	042	UT	CB	01/01/2022	306T3656	WC	FXL6681	E	BACKMAN DARREN	9/26/2022	11/23/2022	33513971	95.00
AT7	16110400	042	UT	CB	01/01/2022	306T3656	WC	FXB6458	M	GARDNER BRADLEY G	8/10/2022	11/23/2022	68095538	92.40
AT7	12690004	042	UT	CB	01/01/2022	306T3656	WC	FWK9974	M	PARK EDWIN	5/26/2022	10/26/2022	68075329	92.16
AT7	14140006	042	UT	CB	01/01/2022	306T3656	WC	FXB5750	C	PALMER JACOB	8/9/2022	10/5/2022	68057238	91.43
AT7	13980014	042	UT	CB	01/01/2021	306T3656	WC	FUB6482	M	MCBRIDE TRAVIS	11/17/2021	10/12/2022	68064550	91.34
AT7	16080003002	042	UT	CB	01/01/2022	306T3656	WC	FXB9978	M	HENDERSON MARK	8/26/2022	10/5/2022	68059543	90.43
AT7	14010	042	UT	CB	01/01/2022	306T3656	WC	FXB0775	M	CHADD JAMES R	7/18/2022	11/2/2022	68080577	90.43
AT7	14640020	042	UT	CB	01/01/2022	306T3656	WC	FXL2110	E	MCKEE MITCHELL	09/07/2022	10/13/2022	22000004	90.26
AT7	11460	042	UT	CB	01/01/2022	306T3656	WC	FVC5842	M	BRAILSFORD LORETT	2/2/2022	11/8/2022	68083130	90.09
AT7	12460008	042	UT	CB	01/01/2021	306T3656	WC	FUB5498	M	HAWKS DEBRA	11/19/2021	11/16/2022	68090286	89.45
AT7	14640024	042	UT	CB	01/01/2022	306T3656	WC	FXL7792	M	BONNER TYLER	10/5/2022	11/16/2022	33492535	89.32
AT7	13580	042	UT	CB	01/01/2021	306T3656	WC	FRU2531	M	NAKAI RITA	1/5/2021	10/5/2022	68059521	89.13
AT7	12790	095	UT	CM	01/01/2022	306T3656	WC	FWK9942	M	STEADMAN WILLIAM	5/31/2022	10/12/2022	68064438	89.04
AT7	11310	042	UT	CB	01/01/2022	306T3656	WC	FXB4525	E	PACE MATTHEW	8/5/2022	11/17/2022	22000015	88.81
AT7	16110211	042	UT	CB	01/01/2021	306T3656	WC	FTK0277	M	GRACIA LIONEL R	7/16/2021	10/5/2022	68059509	88.74
AT7		095	UT	CM	01/01/2022	306T3656	WC	FXL4989	M	CLOYD BRINKERHOFF	8/30/2022	10/5/2022	68059510	88.74
AT7	11640003	042	UT	CB	01/01/2022	306T3656	WC	FXB9539	M	WALTON BLAKE	08/27/2022	10/12/2022	68064550	88.74
AT7	10640	042	UT	CB	01/01/2016	306T3656	WC	ESL7571	M	BATES LAURIE	1/19/2016	10/19/2022	68069619	88.74
AT7	13660003	042	UT	CB	01/01/2022	306T3656	WC	FWK8509	M	LUERA DERRICK	05/23/2022	10/19/2022	68069619	88.74
AT7	14480007008	095	UT	CM	01/01/2022	306T3656	WC	FWQ4953	M	WILLIAMS SAVANAH	6/21/2022	10/28/2022	68076765	88.74
AT7	11640003	042	UT	CB	01/01/2022	306T3656	WC	FXB9539	M	WALTON BLAKE	8/27/2022	11/2/2022	68080553	88.74
AT7	16110114	042	UT	CB	01/01/2020	306T3656	WC	FPZ2824	M	CHRISTENSEN BRETT	6/15/2020	11/9/2022	68085739	88.74
AT7	11640003	042	UT	CB	01/01/2022	306T3656	WC	FXB9539	M	WALTON BLAKE	8/27/2022	11/9/2022	68085739	88.74
AT7	12960001	042	UT	CB	01/01/2021	306T3656	WC	FTK8865	M	GODFREY JEREMY	8/26/2021	11/16/2022	68091136	88.74
AT7	14870	095	UT	CM	01/01/2022	306T3656	WC	FXL4989	M	BRINKERHOFF CLOYD	8/30/2022	11/16/2022	68091137	88.74
AT7	11640003	042	UT	CB	01/01/2022	306T3656	WC	FXB9539	M	WALTON BLAKE	8/27/2022	11/30/2022	68101474	88.74
AT7	14870	095	UT	CM	01/01/2022	306T3656	WC	FXL4989	M	BRINKERHOFF CLOYD	8/30/2022	11/30/2022	68100704	88.74
AT7	14140006	095	UT	CM	01/01/2022	306T3656	WC	FXL0958	M	GORDON COLTON	8/31/2022	11/9/2022	68085851	88.73
AT7	15610004	042	UT	CB	01/01/2020	306T3656	WC	FPZ6063	E	HUNTER JED W	6/30/2020	10/12/2022	68062762	87.50
AT7	16080001001	095	UT	CM	01/01/2022	306T3656	WC	FWQ6950	M	SHIRVANI JASON	6/30/2022	10/5/2022	68059544	87.50
AT7	16080003003	042	UT	CB	01/01/2022	306T3656	WC	FXL4485	M	EARL DPARK	9/1/2022	10/5/2022	68059543	87.50
AT7	16080003003	095	UT	CM	01/01/2022	306T3656	WC	FXL4805	M	MONICA SMITHEE	9/21/2022	10/12/2022	68064576	87.50
AT7	16080001001	095	UT	CM	01/01/2022	306T3656	WC	FWQ6950	M	SHIRVANI JASON	06/30/2022	10/19/2022	68069645	87.50
AT7	14010	042	UT	CB	01/01/2022	306T3656	WC	FXB0775	M	CHADD JAMES R	07/18/2022	10/19/2022	68069644	87.50
AT7	16080001003	095	UT	CM	01/01/2022	306T3656	WC	FWK8363	M	ERICKSON JACOB	5/22/2022	10/26/2022	68075341	87.50
AT7	14930003	042	UT	CB	01/01/2022	306T3656	WC	FXB5195	M	BOYLE COREY	08/06/2022	10/26/2022	68075340	87.50

**CSS Worker's Compensation Disbursements  
Oct 2022 to Nov 2022 - By Check Amount**

Client Code	Organization Code	Adjusting Office	State	Claim Designator	Policy Effective Date	Policy Number	Line	Claim Number	Payment Type	Claimant Name	Loss Date	Charge Date	Check Number	Check Amount
AT7	16080001001	042	UT	CB	01/01/2022	306T3656	WC	FWQ6950	M	SHIRVANI JASON	6/30/2022	11/2/2022	68080577	87.50
AT7	16080003002	042	UT	CB	01/01/2022	306T3656	WC	FXB9978	M	HENDERSON MARK	8/26/2022	11/2/2022	68080577	87.50
AT7	16080003003	042	UT	CB	01/01/2022	306T3656	WC	FXL7607	M	SMITH DUSTIN	10/4/2022	11/2/2022	68080577	87.50
AT7	16080001001	095	UT	CM	01/01/2022	306T3656	WC	FXL9349	M	JAMES QUINN	10/11/2022	11/2/2022	68080578	87.50
AT7	16080002003	095	UT	CM	01/01/2022	306T3656	WC	FXL7266	M	OLSON HARLEY	9/23/2022	11/9/2022	68085767	87.50
AT7	16080001003	095	UT	CM	01/01/2022	306T3656	WC	FXB3213	M	COLLINS TIM	7/31/2022	11/16/2022	68091168	87.50
AT7	16080002003	095	UT	CM	01/01/2022	306T3656	WC	FXL7266	M	OLSON HARLEY	9/23/2022	11/16/2022	68091168	87.50
AT7	16080003004	042	UT	CB	01/01/2022	306T3656	WC	FVK9299	M	TAYLOR DARRAN	1/23/2022	11/23/2022	68096781	87.50
AT7	16080001003	095	UT	CM	01/01/2022	306T3656	WC	FXB3738	M	PROKOPIIS JUSTIN	8/2/2022	11/23/2022	68096782	87.50
AT7	16080002003	042	UT	CB	01/01/2022	306T3656	WC	FXW2614	M	PARKER STEADMAN	7/9/2022	11/23/2022	68096781	87.50
AT7	16080001001	042	UT	CB	01/01/2022	306T3656	WC	FXW3438	M	GREG VANDER WERFF	10/27/2022	11/23/2022	68096781	87.50
AT7	16080001001	042	UT	CB	01/01/2022	306T3656	WC	A3C9527	M	HAMBLETON MATTHEW	9/9/2022	11/30/2022	68100714	87.50
AT7	12460001	042	UT	CB	01/01/2021	306T3656	WC	FTQ4589	M	FORSYTH ROBBIN	9/22/2021	10/5/2022	33361011	87.20
AT7	12230004019	042	UT	CB	01/01/2021	306T3656	WC	FRU7894	M	COOK DARIN	2/3/2021	10/12/2022	33365434	87.20
AT7	16080001005	042	UT	CB	01/01/2022	306T3656	WC	FWK2634	M	ROSS TODD	4/7/2022	10/12/2022	33374021	87.20
AT7	13660003	042	UT	CB	01/01/2022	306T3656	WC	FWK8509	M	LUERA DERRICK	05/23/2022	10/12/2022	33373306	87.20
AT7	14890	042	UT	CB	01/01/2022	306T3656	WC	FXB3747	M	JENSEN DALLIN	08/02/2022	10/12/2022	33378165	87.20
AT7	13020009	042	UT	CB	01/01/2022	306T3656	WC	FXL0453	M	COOK STETSON	08/30/2022	10/12/2022	33379625	87.20
AT7	14680010	042	UT	CB	01/01/2022	306T3656	WC	FXB2061	M	DICKINSON DAYTON	7/21/2022	11/2/2022	33442447	87.20
AT7	14640024	042	UT	CB	01/01/2022	306T3656	WC	FXL7792	M	BONNER TYLER	10/5/2022	11/2/2022	33448238	87.20
AT7	14480022044	042	UT	CB	01/01/2022	306T3656	WC	FWQ2255	M	EPPERSON REBEKAH	6/9/2022	11/9/2022	33468782	87.20
AT7	15080003	042	UT	CB	01/01/2022	306T3656	WC	FWQ3568	M	GINES RICK	6/15/2022	11/9/2022	33462827	87.20
AT7	11830014	042	UT	CB	01/01/2022	306T3656	WC	FXW3535	M	AUSTIN TKIMBER	10/20/2022	11/16/2022	33496558	87.20
AT7	14640020	042	UT	CB	01/01/2021	306T3656	WC	FTK8634	M	LLOYD DAKOTA J	8/24/2021	11/23/2022	33514719	87.20
AT7	14140006	042	UT	CB	01/01/2022	306T3656	WC	FXB5750	M	PALMER JACOB	8/9/2022	11/23/2022	33510970	87.20
AT7	15130	042	UT	CB	01/01/2022	306T3656	WC	FXL4487	M	CHANDLER JOANN	8/31/2022	11/23/2022	33517059	87.20
AT7	17950	042	UT	CB	01/01/2021	306T3656	WC	FTK4591	M	WILSON JACKIE	7/26/2021	11/30/2022	33525261	87.20
AT7	11030001	042	UT	CB	01/01/2022	306T3656	WC	FWQ1348	M	GLENN CHASITY	6/2/2022	11/30/2022	33533393	87.20
AT7	16080001003	095	UT	CM	01/01/2022	306T3656	WC	FWQ6530	M	JENSEN RYAN	4/16/2022	10/5/2022	68059544	86.81
AT7	13270	042	UT	CB	01/01/1998	306T4813	WC	A4J7016	M	BIRD TRACY	7/25/1998	10/20/2022	02396403	86.20
AT7	13270	042	UT	CB	01/01/1998	306T4813	WC	A4J7016	M	BIRD TRACY	7/25/1998	11/17/2022	02405454	86.20
AT7	13200008	042	UT	CB	01/01/2022	306T3656	WC	FVK7077	E	FLAIG PAUL	03/29/2022	10/06/2022	22000021	85.96
AT7	16080001003	095	UT	CM	01/01/2022	306T3656	WC	FWQ6383	E	THOMAS MILLER	6/27/2022	10/27/2022	22000001	83.11
AT7	13640004	042	UT	CB	01/01/2020	306T3656	WC	FPZ8038	E	RUNOLFSON GABRIEL	7/2/2020	11/28/2022	22000038	82.74
AT7	14140006	042	UT	CB	01/01/2021	306T3656	WC	FVK2232	M	ESPINOZA DANIEL	12/29/2021	10/19/2022	68069619	82.58
AT7	16110510	095	UT	CM	01/01/2022	306T3656	WC	FXB6678	M	TABOR TIMOTHY W	08/15/2022	10/19/2022	68069741	81.90

**CSS Worker's Compensation Disbursements  
Oct 2022 to Nov 2022 - By Check Amount**

Client Code	Organization Code	Adjusting Office	State	Claim Designator	Policy Effective Date	Policy Number	Line	Claim Number	Payment Type	Claimant Name	Loss Date	Charge Date	Check Number	Check Amount
AT7	16110510	095	UT	CM	01/01/2022	306T3656	WC	FXB6678	M	TABOR TIMOTHY W	8/15/2022	11/23/2022	68096872	81.90
AT7	14480011019	095	UT	CM	01/01/2022	306T3656	WC	FXB4302	E	BROWN KEVIN	7/22/2022	11/28/2022	22000006	81.41
AT7	12480	042	UT	CB	01/01/2022	306T3656	WC	FWQ0804	M	MCCANDLESS DONALD	06/03/2022	10/12/2022	68063726	81.24
AT7	12480	042	UT	CB	01/01/2022	306T3656	WC	FWQ0804	E	MCCANDLESS DONALD	06/03/2022	10/13/2022	22000033	80.95
AT7	10810	042	UT	CB	01/01/1998	306T4813	WC	A4J7023	E	PATTERSON WILLIAM	09/25/1998	10/20/2022	22000115	80.52
AT7	13660003	042	UT	CB	01/01/2019	306T3656	WC	FKV3457	M	DALTON DEREK	2/8/2019	11/23/2022	68096080	80.10
AT7	13060002	095	UT	CM	01/01/2022	306T3656	WC	FXL6990	M	ARTHUR PARRY	9/29/2022	11/2/2022	68080551	79.78
AT7	13660003	042	UT	CB	01/01/2019	306T3656	WC	FKV3457	E	DALTON DEREK	2/8/2019	11/28/2022	22000060	79.66
AT7	14050003005	042	UT	CB	01/01/2022	306T3656	WC	FWK4212	C	PETERSON MASON	5/2/2022	11/29/2022	00550580	79.04
AT7	14190012	042	UT	CB	01/01/2021	306T3656	WC	FRU6257	M	MILLER DARIN	1/12/2021	10/26/2022	68073679	78.65
AT7	13840002	042	UT	CB	01/01/2022	306T3656	WC	FWQ0829	M	JENSEN PETER	6/3/2022	11/16/2022	68089392	78.65
AT7	10110	095	UT	CM	01/01/2022	306T3656	WC	FXB0038	E	HIRSCHI STEVE T	7/15/2022	11/3/2022	22000004	78.41
AT7	16140003	042	UT	CB	01/01/2019	306T3656	WC	FMP7200	M	RICKS CURTIS W	7/31/2019	11/9/2022	68085746	78.27
AT7	11490022007	095	UT	CM	01/01/2022	306T3656	WC	FVC6265	M	JAMES BBLACK	1/24/2022	11/23/2022	68096762	77.43
AT7	13980015	042	UT	CB	01/01/2021	306T3656	WC	FTA9068	M	THOMPSON JODI	07/12/2021	10/05/2022	33343767	76.30
AT7	13510003	042	UT	CB	01/01/2022	306T3656	WC	FXB4101	M	KILPATRICK DREW	8/3/2022	10/5/2022	33355359	76.30
AT7	14740003	042	UT	CB	01/01/2021	306T3656	WC	FTA3397	M	OBRAY TANNER	6/11/2021	10/12/2022	33366354	76.30
AT7	11030002	042	UT	CB	01/01/2022	306T3656	WC	FVK1229	M	FORBES CHARLES	3/1/2022	10/12/2022	33371291	76.30
AT7	12060	042	UT	CB	01/01/2022	306T3656	WC	FWQ0607	M	TURNER LACY	06/02/2022	10/12/2022	33374381	76.30
AT7	13640004	042	UT	CB	01/01/2020	306T3656	WC	FPZ8038	M	RUNOLFSON GABRIEL	07/02/2020	10/19/2022	33387175	76.30
AT7	12060	042	UT	CB	01/01/2022	306T3656	WC	FWQ0607	M	TURNER LACY	6/2/2022	10/19/2022	33396505	76.30
AT7	14260004	042	UT	CB	01/01/2022	306T3656	WC	FXL0472	M	KEARL COBY	8/30/2022	10/19/2022	33401543	76.30
AT7	16110500	042	UT	CB	01/01/2022	306T3656	WC	FXL2239	M	VALDOVINOS BERNAR	9/8/2022	10/19/2022	33402275	76.30
AT7	10750007	042	UT	CB	01/01/2022	306T3656	WC	FXL3296	M	CLONTZ LADEAN	9/9/2022	10/19/2022	33402807	76.30
AT7	12900	042	UT	CB	01/01/2022	306T3656	WC	FUY0378	M	MILLER RICK	1/5/2022	10/26/2022	33415167	76.30
AT7	11030001	042	UT	CB	01/01/2022	306T3656	WC	FWQ1348	M	GLENN CHASITY	6/2/2022	10/26/2022	33422095	76.30
AT7	11640003	042	UT	CB	01/01/2022	306T3656	WC	FXB9539	M	WALTON BLAKE	8/27/2022	10/26/2022	33422849	76.30
AT7	16080003002	042	UT	CB	01/01/2022	306T3656	WC	FXB9978	M	HENDERSON MARK	8/26/2022	10/26/2022	33423755	76.30
AT7	14930002	042	UT	CB	01/01/2022	306T3656	WC	FVK6954	M	FILLER JOHN	3/28/2022	11/2/2022	33439675	76.30
AT7	14260004	042	UT	CB	01/01/2022	306T3656	WC	FXL0472	M	KEARL COBY	8/30/2022	11/2/2022	33444882	76.30
AT7	17950	042	UT	CB	01/01/2021	306T3656	WC	FTK4591	M	WILSON JACKIE	7/26/2021	11/9/2022	33456794	76.30
AT7	16080003003	042	UT	CB	01/01/2022	306T3656	WC	FVK1708	M	FLYGARE TYLER	3/3/2022	11/9/2022	33459429	76.30
AT7	14140006	042	UT	CB	01/01/2021	306T3656	WC	FVK2232	M	ESPINOZA DANIEL	12/29/2021	11/9/2022	33463354	76.30
AT7	13200008	042	UT	CB	01/01/2022	306T3656	WC	FVK7077	M	FLAIG PAUL	3/29/2022	11/9/2022	33459974	76.30
AT7	11030001	042	UT	CB	01/01/2022	306T3656	WC	FWQ1348	M	GLENN CHASITY	6/2/2022	11/9/2022	33465845	76.30
AT7	11660003	042	UT	CB	01/01/2022	306T3656	WC	FWQ9909	M	VEGA ROMAN	7/13/2022	11/9/2022	33463870	76.30

**CSS Worker's Compensation Disbursements  
Oct 2022 to Nov 2022 - By Check Amount**

Client Code	Organization Code	Adjusting Office	State	Claim Designator	Policy Effective Date	Policy Number	Line	Claim Number	Payment Type	Claimant Name	Loss Date	Charge Date	Check Number	Check Amount
AT7	14050001001	042	UT	CB	01/01/2022	306T3656	WC	FXL6681	M	BACKMAN DARREN	9/26/2022	11/9/2022	33469624	76.30
AT7	16690010	042	UT	CB	01/01/2022	306T3656	WC	FWQ9278	M	YAMASHITA JILL	6/19/2022	11/16/2022	33486786	76.30
AT7	16110400	042	UT	CB	01/01/2022	306T3656	WC	FXB6458	M	GARDNER BRADLEY G	8/10/2022	11/16/2022	33488985	76.30
AT7	16110500	042	UT	CB	01/01/2022	306T3656	WC	FXL2239	M	VALDOVINOS BERNAR	9/8/2022	11/16/2022	33489992	76.30
AT7	10640	042	UT	CB	01/01/2016	306T3656	WC	ESL7571	M	BATES LAURIE	1/19/2016	11/23/2022	33498008	76.30
AT7	12690002	042	UT	CB	01/01/2021	306T3656	WC	FSS2485	M	MORROW JOSHUA	4/18/2021	11/23/2022	33500872	76.30
AT7	16080001005	042	UT	CB	01/01/2022	306T3656	WC	FWK2634	M	ROSS TODD	4/7/2022	11/23/2022	33507439	76.30
AT7	11030001	042	UT	CB	01/01/2022	306T3656	WC	FWQ1348	M	GLENN CHASITY	6/2/2022	11/23/2022	33510704	76.30
AT7	16110400	042	UT	CB	01/01/2022	306T3656	WC	FXB6458	M	GARDNER BRADLEY G	8/10/2022	11/30/2022	33533862	76.30
AT7	12460008	042	UT	CB	01/01/2021	306T3656	WC	FUB5498	M	HAWKS DEBRA	11/19/2021	11/2/2022	68080560	76.28
AT7	11490022006	042	UT	CB	01/01/2021	306T3656	WC	FTK8302	M	MARSHALL JOHN	8/18/2021	11/9/2022	68085748	76.28
AT7	16690025	042	UT	CB	01/01/2022	306T3656	WC	FVC9721	E	AWERKAMP ERIN B	2/21/2022	10/27/2022	22000011	76.18
AT7	16690025	042	UT	CB	01/01/2022	306T3656	WC	FVC9721	E	AWERKAMP ERIN B	2/21/2022	11/17/2022	22000017	76.18
AT7	17310003	042	UT	CB	01/01/2021	306T3656	WC	FUN2542	M	THOMAS KIM	12/30/2021	10/26/2022	68075400	76.00
AT7	13200007	095	UT	CM	01/01/2022	306T3656	WC	FWQ3162	M	PHILLIPS MATTHEW	06/10/2022	10/26/2022	68075401	76.00
AT7	13200007	095	UT	CM	01/01/2022	306T3656	WC	FWQ3162	M	PHILLIPS MATTHEW	6/10/2022	11/17/2022	68091989	76.00
AT7	13350	042	UT	CB	01/01/2009	306T3656	WC	A5V6169	M	PRITCHETT MIKE	2/11/2009	10/12/2022	68064550	75.43
AT7	10640	042	UT	CB	01/01/2016	306T3656	WC	ESL7571	M	BATES LAURIE	1/19/2016	11/30/2022	68101474	75.43
AT7	13060002	095	UT	CM	01/01/2022	306T3656	WC	FXB9617	M	GREENER COLTON	8/26/2022	11/16/2022	68090387	75.32
AT7	16080001003	042	UT	CB	01/01/2022	306T3656	WC	FXL5905	E	MATTHEW HAMBLETON	7/7/2022	10/27/2022	22000001	74.15
AT7	11030002	042	UT	CB	01/01/2022	306T3656	WC	FVK1229	M	FORBES CHARLES	03/01/2022	10/12/2022	68064550	73.71
AT7	15610016	042	UT	CB	01/01/2010	306T3656	WC	EKT6413	M	MONEY STEVEN	8/11/2010	10/20/2022	02396550	71.65
AT7	13230006001	042	UT	CB	01/01/2022	306T3656	WC	FWK5249	M	PERRY JONATHAN	5/3/2022	11/2/2022	68080653	71.25
AT7	11860	042	UT	CB	01/01/2011	306T3656	WC	EPU2290	M	WOOD SAMUEL J	06/16/2011	10/05/2022	68058291	70.91
AT7	14050001001	042	UT	CB	01/01/2021	306T3656	WC	FTA7813	M	CRNICH ANDY S	7/2/2021	10/5/2022	68058710	70.91
AT7	14140006	042	UT	CB	01/01/2022	306T3656	WC	FXB5750	M	PALMER JACOB	8/9/2022	10/5/2022	68059464	70.91
AT7	15610016	042	UT	CB	01/01/2010	306T3656	WC	EKT6413	M	MONEY STEVEN	8/11/2010	10/19/2022	68069624	70.91
AT7	12690002	042	UT	CB	01/01/2021	306T3656	WC	FSS2485	M	MORROW JOSHUA	04/18/2021	10/19/2022	68069625	70.91
AT7	14640012	042	UT	CB	01/01/2021	306T3656	WC	FTA9932	M	SCOVIL AMARIA	07/12/2021	10/19/2022	68069543	70.91
AT7	14580005	042	UT	CB	01/01/2022	306T3656	WC	FWQ9128	M	JENSEN MELISSA	7/5/2022	10/19/2022	68069626	70.91
AT7	15320001	095	UT	CM	01/01/2022	306T3656	WC	FWQ1765	M	HOLT SENICCA A	5/6/2022	10/26/2022	68075228	70.91
AT7	13660002001	095	UT	CM	01/01/2022	306T3656	WC	FWQ6248	M	GEDDES JAY	06/16/2022	10/26/2022	68073842	70.91
AT7	11660003	042	UT	CB	01/01/2022	306T3656	WC	FWQ9909	M	VEGA ROMAN	07/13/2022	10/26/2022	68075335	70.91
AT7	14050001001	042	UT	CB	01/01/2022	306T3656	WC	FXL6681	M	DARREN BACKMAN	9/26/2022	10/26/2022	68075252	70.91
AT7	14580010	042	UT	CB	01/01/2019	306T3656	WC	FKV9107	M	MANNING AMMON	1/7/2019	11/9/2022	68085656	70.91
AT7	12230004019	042	UT	CB	01/01/2021	306T3656	WC	FRU7894	M	COOK DARIN	2/3/2021	11/9/2022	68085654	70.91



**CSS Worker's Compensation Disbursements  
Oct 2022 to Nov 2022 - By Check Amount**

Client Code	Organization Code	Adjusting Office	State	Claim Designator	Policy Effective Date	Policy Number	Line	Claim Number	Payment Type	Claimant Name	Loss Date	Charge Date	Check Number	Check Amount
AT7	10480002	095	UT	CM	01/01/2022	306T3656	WC	FXW1266	M	TAYLOR COX	10/9/2022	11/9/2022	68085752	70.91
AT7	15610016	042	UT	CB	01/01/2010	306T3656	WC	EKT6413	M	MONEY STEVEN	8/11/2010	11/16/2022	68091141	70.91
AT7	16110211	042	UT	CB	01/01/2022	306T3656	WC	FVK0697	M	ARCHBOLD ISAAC R	2/28/2022	11/16/2022	68090337	70.91
AT7	14930002	042	UT	CB	01/01/2022	306T3656	WC	FVK6954	M	FILLER JOHN	3/28/2022	11/16/2022	68090362	70.91
AT7	13270008	095	UT	CM	01/01/2022	306T3656	WC	FXW7234	M	JUSTIN ARNOLD	10/4/2022	11/30/2022	68101475	70.91
AT7	13200007	095	UT	CM	01/01/2022	306T3656	WC	FWQ3162	E	PHILLIPS MATTHEW	6/10/2022	10/6/2022	22000002	70.25
AT7	16690016	095	UT	CM	01/01/2022	306T3656	WC	FXB0866	M	GRIFFIN JENIFER L	6/2/2022	10/19/2022	68067359	69.86
AT7	16110200	042	UT	CB	01/01/2022	306T3656	WC	FXL3353	M	SEELY AMMON L	09/13/2022	10/12/2022	68064624	69.60
AT7	13020009	042	UT	CB	01/01/2022	306T3656	WC	FXL0453	M	COOK STETSON	8/30/2022	10/6/2022	02392532	69.59
AT7	16140004	042	UT	CB	01/01/2022	306T3656	WC	FXB7410	E	DOUGLAS JOLSON	07/14/2022	10/27/2022	22000001	69.40
AT7	16140004	042	UT	CB	01/01/2022	306T3656	WC	FXB7410	E	OLSON DOUGLAS J	7/14/2022	11/3/2022	22000008	69.40
AT7	14050003005	042	UT	CB	01/01/2022	306T3656	WC	FWK4212	E	PETERSON MASON	5/2/2022	11/10/2022	22000033	69.35
AT7	10190	095	UT	CM	01/01/2021	306T3656	WC	FUB0387	M	PARRY TODD	10/25/2021	10/19/2022	68069738	69.16
AT7	13660003	042	UT	CB	01/01/2015	306T3656	WC	E3W2365	M	CHUCHRAN JARED A	5/30/2015	10/13/2022	02394395	69.06
AT7	16690025	042	UT	CB	01/01/2022	306T3656	WC	FVC9721	E	AWERKAMP ERIN B	2/21/2022	10/6/2022	22000009	68.11
AT7	13270	042	UT	CB	01/01/1998	306T4813	WC	A4J7016	M	BIRD TRACY	7/25/1998	11/3/2022	02400815	67.02
AT7	12380	042	UT	CB	01/01/2009	306T3656	WC	A4J4807	E	BRADSHAW TOM G	7/13/2009	10/6/2022	22000342	65.71
AT7	11860	042	UT	CB	01/01/2011	306T3656	WC	EPU2290	E	WOOD SAMUEL J	6/16/2011	11/17/2022	22000169	65.71
AT7	10640	042	UT	CB	01/01/2016	306T3656	WC	ESL7571	M	BATES LAURIE	01/19/2016	10/05/2022	33339487	65.40
AT7	13660003	042	UT	CB	01/01/2022	306T3656	WC	FWK8509	M	LUERA DERRICK	05/23/2022	10/05/2022	33350893	65.40
AT7	14260004	042	UT	CB	01/01/2022	306T3656	WC	FXL0472	M	KEARL COBY	8/30/2022	10/5/2022	33357792	65.40
AT7	14260001	042	UT	CB	01/01/2022	306T3656	WC	FWQ2612	M	NEWMAN KATHRYN	06/01/2022	10/12/2022	33377723	65.40
AT7	16080003002	042	UT	CB	01/01/2022	306T3656	WC	FXB9978	M	HENDERSON MARK	8/26/2022	10/12/2022	33380214	65.40
AT7	12230004019	042	UT	CB	01/01/2021	306T3656	WC	FRU7894	M	COOK DARIN	02/03/2021	10/19/2022	33387949	65.40
AT7	11030002	042	UT	CB	01/01/2022	306T3656	WC	FVK1229	M	FORBES CHARLES	3/1/2022	10/19/2022	33393605	65.40
AT7	13200008	042	UT	CB	01/01/2022	306T3656	WC	FVK7077	M	FLAIG PAUL	03/29/2022	10/19/2022	33393657	65.40
AT7	14680010	042	UT	CB	01/01/2022	306T3656	WC	FXB2061	M	DICKINSON DAYTON	07/21/2022	10/19/2022	33398761	65.40
AT7	13510003	042	UT	CB	01/01/2022	306T3656	WC	FXB4101	M	KILPATRICK DREW	8/3/2022	10/19/2022	33399430	65.40
AT7	14050003005	042	UT	CB	01/01/2022	306T3656	WC	FWK4212	M	PETERSON MASON	05/02/2022	10/26/2022	33416880	65.40
AT7	10480020	042	UT	CB	01/01/2022	306T3656	WC	FWQ8600	M	CLARK JENNAFER	07/06/2022	10/26/2022	33422204	65.40
AT7	16110400	042	UT	CB	01/01/2022	306T3656	WC	FXB6458	M	GARDNER BRADLEY G	08/10/2022	10/26/2022	33422687	65.40
AT7	16080001001	042	UT	CB	01/01/2022	306T3656	WC	FXW3438	E	GREG VANDER WERFF	10/27/2022	11/30/2022	33539636	65.40
AT7	11200004	042	UT	CB	01/01/2021	306T3656	WC	FTA0846	M	EVANS MATTHEW	6/1/2021	11/9/2022	33455512	65.40
AT7	14300002	042	UT	CB	01/01/2022	306T3656	WC	FXL9525	M	HAWKINS VALISHIA	10/12/2022	11/16/2022	33493889	65.40
AT7	15080003	042	UT	CB	01/01/2022	306T3656	WC	FWQ3568	M	GINES RICK	6/15/2022	11/23/2022	33508020	65.40
AT7	16110400	042	UT	CB	01/01/2022	306T3656	WC	FXB6458	M	GARDNER BRADLEY G	8/10/2022	11/23/2022	33511189	65.40

**CSS Worker's Compensation Disbursements  
Oct 2022 to Nov 2022 - By Check Amount**

Client Code	Organization Code	Adjusting Office	State	Claim Designator	Policy Effective Date	Policy Number	Line	Claim Number	Payment Type	Claimant Name	Loss Date	Charge Date	Check Number	Check Amount
AT7	11200004	042	UT	CB	01/01/2021	306T3656	WC	FTA0846	M	EVANS MATTHEW	6/1/2021	11/30/2022	33524034	65.40
AT7	12900	042	UT	CB	01/01/2022	306T3656	WC	FUY0378	M	MILLER RICK	1/5/2022	10/12/2022	68063947	65.00
AT7	13660003	042	UT	CB	01/01/2022	306T3656	WC	FWK8509	M	LUERA DERRICK	05/23/2022	10/12/2022	68063877	65.00
AT7	14050003005	042	UT	CB	01/01/2022	306T3656	WC	FWK4212	M	PETERSON MASON	5/2/2022	11/9/2022	68083847	65.00
AT7	14050003005	042	UT	CB	01/01/2022	306T3656	WC	FWK4212	M	PETERSON MASON	5/2/2022	11/16/2022	68089231	65.00
AT7	14050003005	042	UT	CB	01/01/2022	306T3656	WC	FWK4212	M	PETERSON MASON	5/2/2022	11/23/2022	68094890	65.00
AT7	14050003005	042	UT	CB	01/01/2022	306T3656	WC	FWK4212	M	PETERSON MASON	5/2/2022	11/30/2022	68099379	65.00
AT7	12930002	095	UT	CM	01/01/2022	306T3656	WC	FXL0683	E	JED ATOWNSEND	8/31/2022	11/10/2022	22000001	64.94
AT7	14740003	042	UT	CB	01/01/2021	306T3656	WC	FTA3397	E	OBRAY TANNER	6/11/2021	10/6/2022	22000049	64.78
AT7	10610006	095	UT	CM	01/01/2022	306T3656	WC	FXB2783	M	ALEX AFARNES	7/21/2022	11/23/2022	68096765	64.48
AT7	10480020	042	UT	CB	01/01/2022	306T3656	WC	FWQ8600	M	CLARK JENNAFER	7/6/2022	11/9/2022	68085753	64.14
AT7	10480020	042	UT	CB	01/01/2022	306T3656	WC	FWQ8600	M	CLARK JENNAFER	7/6/2022	11/16/2022	68091153	64.14
AT7	14140006	042	UT	CB	01/01/2022	306T3656	WC	FXB5750	E	PALMER JACOB	8/9/2022	10/20/2022	22000006	64.08
AT7	14480022042	042	UT	CB	01/01/2021	306T3656	WC	FUB4266	M	COX HYRUM	11/12/2021	10/12/2022	68064620	63.57
AT7	14480022042	042	UT	CB	01/01/2021	306T3656	WC	FUB4266	M	COX HYRUM	11/12/2021	11/9/2022	68085847	63.57
AT7	17870	095	UT	CM	01/01/2022	306T3656	WC	FXL8369	M	WYATT DANGEL	10/6/2022	11/9/2022	68085852	63.57
AT7	16110400	042	UT	CB	01/01/2022	306T3656	WC	FXB6458	E	GARDNER BRADLEY G	8/10/2022	11/17/2022	22000011	63.08
AT7	15320001	095	UT	CM	01/01/2022	306T3656	WC	FXB5653	M	DYKENS SHAUN R	7/23/2022	11/16/2022	68089622	63.00
AT7	17870	095	UT	CM	01/01/2022	306T3656	WC	FXB6986	M	ZAZUETA ROXANNA	8/16/2022	10/26/2022	68075334	62.98
AT7	14050001001	042	UT	CB	01/01/2022	306T3656	WC	FXL6681	M	BACKMAN DARREN	9/26/2022	11/16/2022	68091151	62.98
AT7	15530001	095	UT	CM	01/01/2022	306T3656	WC	FXW2233	E	DICK COATS	10/25/2022	11/17/2022	22000001	62.84
AT7	14300002	042	UT	CB	01/01/2022	306T3656	WC	FXL9525	M	HAWKINS VALISHIA	10/12/2022	11/10/2022	68086053	62.72
AT7	11490022007	095	UT	CM	01/01/2022	306T3656	WC	FVC1657	E	NATHAN WHITNEY	1/5/2022	11/17/2022	22000002	62.54
AT7	13160001	095	UT	CM	01/01/2022	306T3656	WC	FXB6424	M	LANDON TWITCHELL	8/15/2022	11/2/2022	68079828	62.35
AT7	10020	095	UT	CM	01/01/2022	306T3656	WC	FXL5161	E	WALLACE LANDON	9/20/2022	11/28/2022	22000006	62.28
AT7	14680010	042	UT	CB	01/01/2022	306T3656	WC	FXB2061	M	DICKINSON DAYTON	07/21/2022	10/12/2022	68064620	62.06
AT7	14680010	042	UT	CB	01/01/2022	306T3656	WC	FXB2061	M	DICKINSON DAYTON	7/21/2022	11/2/2022	68080651	62.06
AT7	11310	042	UT	CB	01/01/2022	306T3656	WC	FXB4525	E	PACE MATTHEW	08/05/2022	10/06/2022	22000011	61.79
AT7	14580005	042	UT	CB	01/01/2022	306T3656	WC	FWQ9128	M	JENSEN MELISSA	7/5/2022	11/2/2022	68080566	61.59
AT7	11520	095	UT	CM	01/01/2022	306T3656	WC	FVK7230	M	CHILDS RICKY	3/30/2022	11/2/2022	68080561	61.26
AT7	11490022007	095	UT	CM	01/01/2022	306T3656	WC	FVC1657	M	NATHAN WHITNEY	1/5/2022	11/16/2022	68091145	61.26
AT7	13660003	042	UT	CB	01/01/2015	306T3656	WC	E3W2365	M	CHUCHRAN JARED A	5/30/2015	11/17/2022	02405637	61.23
AT7	16110200	042	UT	CB	01/01/2022	306T3656	WC	FXL3353	E	SEELY AMMON L	09/13/2022	10/06/2022	22000003	60.41
AT7	13020009	042	UT	CB	01/01/2021	306T3656	WC	FUB9345	E	JOHNSON RANDY L	12/10/2021	11/28/2022	22000077	60.02
AT7	11690007	095	UT	CM	01/01/2022	306T3656	WC	FXB7231	M	BROWN CODY	8/15/2022	10/5/2022	68059526	59.06
AT7	10750007	095	UT	CM	01/01/2022	306T3656	WC	FXL1479	M	YARRINGTON DAVID	9/1/2022	10/5/2022	68059525	59.06

**CSS Worker's Compensation Disbursements  
Oct 2022 to Nov 2022 - By Check Amount**

Client Code	Organization Code	Adjusting Office	State	Claim Designator	Policy Effective Date	Policy Number	Line	Claim Number	Payment Type	Claimant Name	Loss Date	Charge Date	Check Number	Check Amount
AT7	10020	095	UT	CM	01/01/2022	306T3656	WC	FWQ8837	M	SOLIS-GONZALEZ ER	4/21/2022	11/2/2022	68080565	59.06
AT7	13500005	095	UT	CM	01/01/2022	306T3656	WC	FXL2427	M	SWARTZEL LAURA	8/5/2022	11/16/2022	68091152	59.06
AT7	16000	095	UT	CM	01/01/2022	306T3656	WC	FXL7104	M	LEAVITT TYLER	9/30/2022	11/30/2022	68100709	59.06
AT7	13020009	042	UT	CB	01/01/2021	306T3656	WC	FUB9345	M	JOHNSON RANDY L	12/10/2021	10/5/2022	68059645	58.98
AT7	13020009	042	UT	CB	01/01/2021	306T3656	WC	FUB9345	M	JOHNSON RANDY L	12/10/2021	10/12/2022	68064638	58.98
AT7	14640018	095	UT	CM	01/01/2022	306T3656	WC	FXW0229	M	BRENT BRIGGS	10/13/2022	11/17/2022	02405967	58.57
AT7	16080001003	095	UT	CM	01/01/2022	306T3656	WC	FVK3153	E	BRANDT ADAM	2/11/2022	11/28/2022	22000010	58.56
AT7	16110200	042	UT	CB	01/01/2022	306T3656	WC	FXL3353	E	SEELY AMMON L	9/13/2022	10/6/2022	22000002	58.40
AT7	16080003003	042	UT	CB	01/01/2022	306T3656	WC	FXL7607	E	DUSTIN SMITH	10/04/2022	10/27/2022	22000003	57.88
AT7	15320001	095	UT	CM	01/01/2022	306T3656	WC	FXB5653	M	DYKENS SHAUN R	7/23/2022	10/13/2022	02394781	57.73
AT7	14260004	042	UT	CB	01/01/2022	306T3656	WC	FXL0472	E	KEARL COBY	8/30/2022	10/6/2022	22000005	57.58
AT7	14480007011	042	UT	CB	01/01/2021	306T3656	WC	FTK7049	M	SYKES ETHEL J	8/18/2021	11/3/2022	02401191	57.21
AT7	16140004	042	UT	CB	01/01/2022	306T3656	WC	FXB7410	E	DOUGLAS JOLSON	07/14/2022	10/27/2022	22000002	56.79
AT7	14140001	042	UT	CB	01/01/2021	306T3656	WC	FUN0856	E	HIGGINS DEVEN	12/16/2021	11/28/2022	22000012	56.10
AT7	13230	042	UT	CB	01/01/1993	306T4813	WC	A4J7027	E	SERASSIO DARLA	10/15/1993	10/20/2022	22000090	54.71
AT7	14740003	042	UT	CB	01/01/2022	306T3656	WC	FWQ6799	M	KIESZ PAUL	6/29/2022	10/20/2022	02396821	54.66
AT7	14480022042	042	UT	CB	01/01/2021	306T3656	WC	FUB4266	M	COX HYRUM	11/12/2021	10/05/2022	33345616	54.50
AT7	11640003	042	UT	CB	01/01/2022	306T3656	WC	FXB9539	M	WALTON BLAKE	8/27/2022	10/5/2022	33357387	54.50
AT7	14640020	042	UT	CB	01/01/2022	306T3656	WC	FXL2110	M	MCKEE MITCHELL	09/07/2022	10/05/2022	33358997	54.50
AT7	12070	042	UT	CB	01/01/2008	306T3656	WC	A9E3676	M	DOMINGO MANUEL	1/21/2008	10/12/2022	33361955	54.50
AT7	16080003003	042	UT	CB	01/01/2022	306T3656	WC	FVK1708	M	FLYGARE TYLER	3/3/2022	10/12/2022	33370747	54.50
AT7	14930002	042	UT	CB	01/01/2022	306T3656	WC	FVK6954	M	FILLER JOHN	3/28/2022	10/12/2022	33373536	54.50
AT7	11030005	042	UT	CB	01/01/2022	306T3656	WC	FVK9877	M	SCOTT JEFFREY	4/11/2022	10/12/2022	33371719	54.50
AT7	12480	042	UT	CB	01/01/2022	306T3656	WC	FWQ0804	M	MCCANDLESS DONALD	06/03/2022	10/12/2022	33373807	54.50
AT7	13510003	042	UT	CB	01/01/2022	306T3656	WC	FXB4101	M	KILPATRICK DREW	08/03/2022	10/12/2022	33377431	54.50
AT7	11910002	042	UT	CB	01/01/2022	306T3656	WC	FXB8668	M	RAY BRADEN	8/22/2022	10/12/2022	33379502	54.50
AT7	11030005	042	UT	CB	01/01/2022	306T3656	WC	FVK9877	M	SCOTT JEFFREY	04/11/2022	10/19/2022	33394036	54.50
AT7	13640004	042	UT	CB	01/01/2020	306T3656	WC	FPZ8038	M	RUNOLFSON GABRIEL	7/2/2020	10/26/2022	33409869	54.50
AT7	16080001003	042	UT	CB	01/01/2021	306T3656	WC	FVC8797	M	WOOD THOMAS	11/24/2021	10/26/2022	33414905	54.50
AT7	14140006	042	UT	CB	01/01/2021	306T3656	WC	FVK2232	M	ESPINOZA DANIEL	12/29/2021	10/26/2022	33419533	54.50
AT7	14480011018	042	UT	CB	01/01/2022	306T3656	WC	FXL5132	M	HEWARD MIKE	9/19/2022	10/26/2022	33425218	54.50
AT7	16080001003	042	UT	CB	01/01/2021	306T3656	WC	FVC8797	M	WOOD THOMAS	11/24/2021	11/9/2022	33459044	54.50
AT7	14010	042	UT	CB	01/01/2022	306T3656	WC	FXB0775	M	CHADD JAMES R	7/18/2022	11/9/2022	33465389	54.50
AT7	13020009	042	UT	CB	01/01/2022	306T3656	WC	FXL0453	M	COOK STETSON	8/30/2022	11/9/2022	33466849	54.50
AT7	16110200	042	UT	CB	01/01/2022	306T3656	WC	FXL3353	M	SEELY AMMON L	9/13/2022	11/9/2022	33467918	54.50
AT7	14640020	042	UT	CB	01/01/2021	306T3656	WC	FTK8634	M	LLOYD DAKOTA J	8/24/2021	11/16/2022	33492855	54.50
AT7	11030002	042	UT	CB	01/01/2022	306T3656	WC	FVK1229	M	FORBES CHARLES	3/1/2022	11/16/2022	33482737	54.50

**CSS Worker's Compensation Disbursements  
Oct 2022 to Nov 2022 - By Check Amount**

Client Code	Organization Code	Adjusting Office	State	Claim Designator	Policy Effective Date	Policy Number	Line	Claim Number	Payment Type	Claimant Name	Loss Date	Charge Date	Check Number	Check Amount
AT7	15080003	042	UT	CB	01/01/2022	306T3656	WC	FWQ3568	M	GINES RICK	6/15/2022	11/16/2022	33485599	54.50
AT7	12790	042	UT	CB	01/01/2022	306T3656	WC	FXL5697	M	LAW COLBY D	8/30/2022	11/16/2022	33492853	54.50
AT7	11460	042	UT	CB	01/01/2022	306T3656	WC	FVC5842	M	BRAILSFORD LORETT	2/2/2022	11/23/2022	33504151	54.50
AT7	16690016	042	UT	CB	01/01/2022	306T3656	WC	FXB0866	M	GRIFFIN JENIFER L	6/2/2022	11/23/2022	33516911	54.50
AT7	11910002	042	UT	CB	01/01/2022	306T3656	WC	FXB8668	M	RAY BRADEN	8/22/2022	11/23/2022	33511494	54.50
AT7	11640003	042	UT	CB	01/01/2022	306T3656	WC	FXB9539	M	WALTON BLAKE	8/27/2022	11/23/2022	33511291	54.50
AT7	14480022042	042	UT	CB	01/01/2021	306T3656	WC	FUB4266	M	COX HYRUM	11/12/2021	11/30/2022	33525759	54.50
AT7	11030002	042	UT	CB	01/01/2022	306T3656	WC	FVK1229	M	FORBES CHARLES	3/1/2022	11/30/2022	33528142	54.50
AT7	16080003003	042	UT	CB	01/01/2022	306T3656	WC	FVK1708	M	FLYGARE TYLER	3/3/2022	11/30/2022	33527700	54.50
AT7	12600006	042	UT	CB	01/01/2022	306T3656	WC	FVK2278	M	WIDDISON JACK	3/2/2022	11/30/2022	33527619	54.50
AT7	11030005	042	UT	CB	01/01/2022	306T3656	WC	FVK9877	M	SCOTT JEFFREY	4/11/2022	11/30/2022	33528473	54.50
AT7	10480020	042	UT	CB	01/01/2022	306T3656	WC	FWQ8600	M	CLARK JENNAFER	7/6/2022	11/30/2022	33533483	54.50
AT7	12790	042	UT	CB	01/01/2022	306T3656	WC	FXL5697	M	LAW COLBY D	8/30/2022	11/30/2022	33537142	54.50
AT7	11830014	042	UT	CB	01/01/2022	306T3656	WC	FXW3535	M	AUSTIN TKIMBER	10/20/2022	11/30/2022	33539729	54.50
AT7	12810003	095	UT	CM	01/01/2022	306T3656	WC	FXB4949	M	RUBIO-COLLINS LUI	8/2/2022	10/19/2022	68069740	54.08
AT7	10750007	095	UT	CM	01/01/2022	306T3656	WC	FXL1479	M	YARRINGTON DAVID	9/1/2022	10/19/2022	68069745	54.08
AT7	17310002	042	UT	CB	01/01/2022	306T3656	WC	FXL5066	M	ROTHE TROY	8/1/2022	11/2/2022	68080562	53.30
AT7	14480022042	042	UT	CB	01/01/2014	306T3656	WC	EZD6207	M	SHERWOOD GREG	1/30/2014	11/17/2022	02405625	53.22
AT7	11910002	095	UT	CM	01/01/2022	306T3656	WC	FXB8664	E	NICHOLAS TOBLER	8/22/2022	10/6/2022	22000001	52.07
AT7	16110211	095	UT	CM	01/01/2022	306T3656	WC	FWQ3358	M	LOETHEN JAMES K	6/11/2022	11/23/2022	68096871	50.65
AT7	10480020	042	UT	CB	01/01/2022	306T3656	WC	FWQ8600	M	CLARK JENNAFER	07/06/2022	10/17/2022	68066023	50.63
AT7	14140006	042	UT	CB	01/01/2022	306T3656	WC	FXB5750	M	PALMER JACOB	8/9/2022	11/30/2022	68100754	47.85
AT7	12480	042	UT	CB	01/01/2022	306T3656	WC	FWQ0804	E	MCCANDLESS DONALD	6/3/2022	10/20/2022	22000035	47.33
AT7	11460	042	UT	CB	01/01/2022	306T3656	WC	FVC5842	M	BRAILSFORD LORETT	2/2/2022	10/12/2022	68063251	46.98
AT7	11860	042	UT	CB	01/01/2011	306T3656	WC	EPJ2290	E	WOOD SAMUEL J	6/16/2011	10/6/2022	22000168	46.97
AT7	13230	042	UT	CB	01/01/1993	306T4813	WC	A4J7027	E	SERASSIO DARLA	10/15/1993	10/13/2022	22000088	46.65
AT7	16140005	042	UT	CB	01/01/2022	306T3656	WC	FWK9853	M	WEESE TAMRA	5/24/2022	10/26/2022	68075400	46.55
AT7	11030002	042	UT	CB	01/01/2022	306T3656	WC	FXB5218	E	BRADSHAW NICK	8/3/2022	10/6/2022	22000005	46.41
AT7	11460	042	UT	CB	01/01/2022	306T3656	WC	FVC5842	E	BRAILSFORD LORETT	2/2/2022	11/10/2022	22000032	46.40
AT7	16110590	095	UT	CM	01/01/2022	306T3656	WC	FXL6190	E	TOLLY BRETT A	9/26/2022	11/28/2022	22000002	46.05
AT7	11520	095	UT	CM	01/01/2022	306T3656	WC	FWQ7917	M	LEAVITT KYLE C	5/16/2022	11/23/2022	68096762	45.94
AT7	14870	095	UT	CM	01/01/2022	306T3656	WC	FXL4989	E	BRINKERHOFF CLOYD	8/30/2022	10/27/2022	22000002	45.87
AT7	10640	042	UT	CB	01/01/2016	306T3656	WC	ESL7571	M	BATES LAURIE	1/19/2016	11/23/2022	68096748	45.14
AT7	11640003	042	UT	CB	01/01/2022	306T3656	WC	FXB9539	M	WALTON BLAKE	8/27/2022	11/30/2022	68100753	44.66
AT7	12480	042	UT	CB	01/01/2022	306T3656	WC	FWQ0804	E	MCCANDLESS DONALD	06/03/2022	10/06/2022	22000031	44.23
AT7	14140001	042	UT	CB	01/01/2021	306T3656	WC	FUN0856	E	HIGGINS DEVEN	12/16/2021	11/28/2022	22000011	43.91
AT7	12070	042	UT	CB	01/01/2008	306T3656	WC	A9E3676	E	DOMINGO MANUEL	1/21/2008	10/13/2022	22000133	43.65
AT7	14390002	042	UT	CB	01/01/2021	306T3656	WC	FTA4201	M	HADLOCK NICOLE	6/15/2021	10/5/2022	33343527	43.60
AT7	12900	042	UT	CB	01/01/2022	306T3656	WC	FUY0378	M	MILLER RICK	01/05/2022	10/05/2022	33347951	43.60

**CSS Worker's Compensation Disbursements  
Oct 2022 to Nov 2022 - By Check Amount**

Client Code	Organization Code	Adjusting Office	State	Claim Designator	Policy Effective Date	Policy Number	Line	Claim Number	Payment Type	Claimant Name	Loss Date	Charge Date	Check Number	Check Amount
AT7	11460	042	UT	CB	01/01/2022	306T3656	WC	FVC5842	M	BRAILSFORD LORETT	02/02/2022	10/05/2022	33347137	43.60
AT7	14260001	042	UT	CB	01/01/2022	306T3656	WC	FWQ2612	M	NEWMAN KATHRYN	06/01/2022	10/05/2022	33355678	43.60
AT7	14480022042	042	UT	CB	01/01/2021	306T3656	WC	FUB4266	M	COX HYRUM	11/12/2021	10/12/2022	33368327	43.60
AT7	16690010	042	UT	CB	01/01/2022	306T3656	WC	FWQ9278	M	YAMASHITA JILL	06/19/2022	10/12/2022	33376264	43.60
AT7	11640003	042	UT	CB	01/01/2022	306T3656	WC	FXB9539	M	WALTON BLAKE	08/27/2022	10/12/2022	33379216	43.60
AT7	12460001	042	UT	CB	01/01/2021	306T3656	WC	FTQ4589	M	FORSYTH ROBBIN	9/22/2021	10/19/2022	33403652	43.60
AT7	12480	042	UT	CB	01/01/2022	306T3656	WC	FWQ0804	M	MCCANDLESS DONALD	6/3/2022	10/19/2022	33395976	43.60
AT7	13020009	042	UT	CB	01/01/2022	306T3656	WC	FXL0453	M	COOK STETSON	8/30/2022	10/19/2022	33401591	43.60
AT7	14640020	042	UT	CB	01/01/2022	306T3656	WC	FXL2110	M	MCKEE MITCHELL	9/7/2022	10/19/2022	33402521	43.60
AT7	16110200	042	UT	CB	01/01/2022	306T3656	WC	FXL3353	M	SEELY AMMON L	9/13/2022	10/19/2022	33402851	43.60
AT7	14480011018	042	UT	CB	01/01/2022	306T3656	WC	FXL5132	M	HEWARD MIKE	9/19/2022	10/19/2022	33403825	43.60
AT7	14640024	042	UT	CB	01/01/2022	306T3656	WC	FXL7792	M	TYLER BONNER	10/5/2022	10/19/2022	33406421	43.60
AT7	13980014	042	UT	CB	01/01/2021	306T3656	WC	FUB6482	M	MCBRIDE TRAVIS	11/17/2021	10/26/2022	33414672	43.60
AT7	12600006	042	UT	CB	01/01/2022	306T3656	WC	FVK2278	M	WIDDISON JACK	3/2/2022	10/26/2022	33415257	43.60
AT7	13660003	042	UT	CB	01/01/2022	306T3656	WC	FWQ1661	M	ZACH ROBINSON	6/7/2022	10/26/2022	33426589	43.60
AT7	17310002	042	UT	CB	01/01/2022	306T3656	WC	FXB3985	M	OLSEN JASON	07/29/2022	10/26/2022	33421163	43.60
AT7	14140006	042	UT	CB	01/01/2022	306T3656	WC	FXB5750	M	PALMER JACOB	08/09/2022	10/26/2022	33422408	43.60
AT7	11200004	042	UT	CB	01/01/2021	306T3656	WC	FTA0846	M	EVANS MATTHEW	6/1/2021	11/2/2022	33433199	43.60
AT7	13020009	042	UT	CB	01/01/2021	306T3656	WC	FUB9345	M	JOHNSON RANDY L	12/10/2021	11/2/2022	33435473	43.60
AT7	14480022044	042	UT	CB	01/01/2022	306T3656	WC	FWQ2255	M	EPPERSON REBEKAH	6/9/2022	11/2/2022	33446883	43.60
AT7	12060	042	UT	CB	01/01/2022	306T3656	WC	FWQ3082	M	SHUPE RUSTIN	6/9/2022	11/2/2022	33441637	43.60
AT7	14640020	042	UT	CB	01/01/2022	306T3656	WC	FXL2110	M	MCKEE MITCHELL	9/7/2022	11/2/2022	33445731	43.60
AT7	16080003003	042	UT	CB	01/01/2022	306T3656	WC	FXL7607	M	SMITH DUSTIN	10/4/2022	11/2/2022	33448108	43.60
AT7	11030002	042	UT	CB	01/01/2022	306T3656	WC	FVK1229	M	FORBES CHARLES	3/1/2022	11/9/2022	33459926	43.60
AT7	14480011018	042	UT	CB	01/01/2022	306T3656	WC	FXL5132	M	HEWARD MIKE	9/19/2022	11/9/2022	33468698	43.60
AT7	13660003	042	UT	CB	01/01/2015	306T3656	WC	E3W2365	M	CHUCHRAN JARED A	5/30/2015	11/16/2022	33475267	43.60
AT7	13020009	042	UT	CB	01/01/2021	306T3656	WC	FUB9345	M	JOHNSON RANDY L	12/10/2021	11/16/2022	33480523	43.60
AT7	13200008	042	UT	CB	01/01/2022	306T3656	WC	FVK7077	M	FLAIG PAUL	3/29/2022	11/16/2022	33482784	43.60
AT7	16080001005	042	UT	CB	01/01/2022	306T3656	WC	FWK2634	M	ROSS TODD	4/7/2022	11/16/2022	33484989	43.60
AT7	12060	042	UT	CB	01/01/2022	306T3656	WC	FWQ0607	M	TURNER LACY	6/2/2022	11/16/2022	33485278	43.60
AT7	14260001	042	UT	CB	01/01/2022	306T3656	WC	FWQ2612	M	NEWMAN KATHRYN	6/1/2022	11/16/2022	33487908	43.60
AT7	14580005	042	UT	CB	01/01/2022	306T3656	WC	FWQ9128	M	JENSEN MELISSA	7/5/2022	11/16/2022	33487286	43.60
AT7	16080003002	042	UT	CB	01/01/2022	306T3656	WC	FXB9978	M	HENDERSON MARK	8/26/2022	11/16/2022	33489903	43.60
AT7	14480022042	042	UT	CB	01/01/2021	306T3656	WC	FUB4266	M	COX HYRUM	11/12/2021	11/23/2022	33502929	43.60
AT7	13200008	042	UT	CB	01/01/2022	306T3656	WC	FVK7077	M	FLAIG PAUL	3/29/2022	11/23/2022	33505379	43.60
AT7	16690010	042	UT	CB	01/01/2022	306T3656	WC	FWQ9278	M	YAMASHITA JILL	6/19/2022	11/23/2022	33509111	43.60
AT7	11660003	042	UT	CB	01/01/2022	306T3656	WC	FWQ9909	M	VEGA ROMAN	7/13/2022	11/23/2022	33508927	43.60
AT7	13020009	042	UT	CB	01/01/2022	306T3656	WC	FXL0453	M	COOK STETSON	8/30/2022	11/23/2022	33511604	43.60
AT7	14910	042	UT	CB	01/01/2022	306T3656	WC	FXL4106	M	NORTHUP THAROLD	9/6/2022	11/23/2022	33514675	43.60

**CSS Worker's Compensation Disbursements  
Oct 2022 to Nov 2022 - By Check Amount**

Client Code	Organization Code	Adjusting Office	State	Claim Designator	Policy Effective Date	Policy Number	Line	Claim Number	Payment Type	Claimant Name	Loss Date	Charge Date	Check Number	Check Amount
AT7	12690002	042	UT	CB	01/01/2021	306T3656	WC	FSS2485	M	MORROW JOSHUA	4/18/2021	11/30/2022	33523692	43.60
AT7	15130	042	UT	CB	01/01/2022	306T3656	WC	FXL4487	E	CHANDLER JOANN	8/31/2022	11/10/2022	22000002	43.52
AT7	14480022030	095	UT	CM	01/01/2022	306T3656	WC	FXB6681	M	JACKSON AMBER	8/13/2022	10/5/2022	68059526	43.37
AT7	16080001003	095	UT	CM	01/01/2022	306T3656	WC	FWK8363	E	ERICKSON JACOB	5/22/2022	10/6/2022	22000021	42.97
AT7	13160001	095	UT	CM	01/01/2022	306T3656	WC	FWK2057	E	HEATH LPAYTON	4/21/2022	10/6/2022	22000001	42.96
AT7	15130	042	UT	CB	01/01/2021	306T3656	WC	FUB0202	M	WEAVER TERI	10/25/2021	10/5/2022	68058252	42.43
AT7	16900	042	UT	CB	01/01/2022	306T3656	WC	FVK5084	M	HOLVERSON PAUL	3/19/2022	10/12/2022	68064190	42.43
AT7	13200008	042	UT	CB	01/01/2022	306T3656	WC	FVK7077	M	FLAIG PAUL	3/29/2022	11/30/2022	68101477	42.43
AT7	12830	042	UT	CB	01/01/2022	306T3656	WC	FWK9510	M	ROWSER TYLER	5/29/2022	11/30/2022	68101467	42.43
AT7	12060	042	UT	CB	01/01/2022	306T3656	WC	FWQ0607	E	TURNER LACY	6/2/2022	11/17/2022	22000013	42.41
AT7	16080003002	042	UT	CB	01/01/2022	306T3656	WC	FXB9978	E	HENDERSON MARK	8/26/2022	11/28/2022	22000011	42.22
AT7	14010	042	UT	CB	01/01/2022	306T3656	WC	FXB0775	E	CHADD JAMES R	7/18/2022	10/13/2022	22000011	42.06
AT7	14050001001	042	UT	CB	01/01/2022	306T3656	WC	FXL6681	E	BACKMAN DARREN	9/26/2022	11/3/2022	22000004	42.05
AT7	11110	042	UT	CB	01/01/1989	306T4813	WC	A4J7066	E	JENSEN MICHAEL	4/25/1989	11/28/2022	22000180	41.81
AT7	17950	042	UT	CB	01/01/2021	306T3656	WC	FTK4591	E	WILSON JACKIE	7/26/2021	10/20/2022	22000048	41.38
AT7	14640020	042	UT	CB	01/01/2021	306T3656	WC	FTK8634	E	LLOYD DAKOTA J	8/24/2021	11/28/2022	22000009	41.20
AT7	15320001	095	UT	CM	01/01/2022	306T3656	WC	FXB8106	M	TOONE CHRIS D	08/16/2022	10/19/2022	68069742	40.56
AT7	13980005	042	UT	CB	01/01/2020	306T3656	WC	FPD4243	M	MAYBERRY SHANE	2/21/2020	11/30/2022	68101482	40.54
AT7	14480022045	042	UT	CB	01/01/2022	306T3656	WC	FXL1987	M	EVANS DANIEL	9/1/2022	10/19/2022	68069459	40.50
AT7	16110590	095	UT	CM	01/01/2022	306T3656	WC	FXL6190	M	TOLLY BRETT A	9/26/2022	11/23/2022	68096865	40.02
AT7	14580010	042	UT	CB	01/01/2019	306T3656	WC	FKV9107	E	MANNING AMMON	1/7/2019	11/17/2022	22000116	39.98
AT7	12230004017	095	UT	CM	01/01/2022	306T3656	WC	FXL0981	M	KIM LATU	8/26/2022	10/26/2022	68075402	39.83
AT7	15320018	095	UT	CM	01/01/2022	306T3656	WC	FXB6229	E	DENNIS RGARDNER	08/02/2022	10/06/2022	22000004	39.63
AT7	14480007008	095	UT	CM	01/01/2022	306T3656	WC	FWQ4953	M	WILLIAMS SAVANAH	6/21/2022	10/12/2022	68064551	39.63
AT7	16080003003	095	UT	CM	01/01/2022	306T3656	WC	FXL2593	E	NIELSON PRICILLA	8/29/2022	11/17/2022	22000005	39.17
AT7	16110211	042	UT	CB	01/01/2021	306T3656	WC	FSS8679	M	IVERSON DOUGLAS J	5/19/2021	10/19/2022	68069732	38.72
AT7	16110200	042	UT	CB	01/01/2022	306T3656	WC	FXL3353	E	SEELY AMMON L	09/13/2022	10/06/2022	22000001	38.52
AT7	14640024	042	UT	CB	01/01/2022	306T3656	WC	FXL7792	E	TYLER BONNER	10/05/2022	10/27/2022	22000001	38.52
AT7	12790	042	UT	CB	01/01/2022	306T3656	WC	FXL5697	E	LAW COLBY D	8/30/2022	11/28/2022	22000004	38.52
AT7	11490022007	095	UT	CM	01/01/2022	306T3656	WC	FVC6265	E	JAMES BBLACK	1/24/2022	11/28/2022	22000002	38.46
AT7	15080003	042	UT	CB	01/01/2022	306T3656	WC	FWQ3568	E	GINES RICK	6/15/2022	10/27/2022	22000006	38.16
AT7	17310002	042	UT	CB	01/01/2022	306T3656	WC	FXB3985	E	OLSEN JASON	7/29/2022	10/20/2022	68069981	37.70
AT7	13230	042	UT	CB	01/01/1993	306T4813	WC	A4J7027	E	SERASSIO DARLA	10/15/1993	10/27/2022	22000092	37.45
AT7	11450	042	UT	CB	01/01/2020	306T3656	WC	FPR7119	E	PHILLIPS JOHN	5/12/2020	10/27/2022	22000066	37.44
AT7	13660003	042	UT	CB	01/01/2015	306T3656	WC	E3W2365	E	CHUCHRAN JARED A	5/30/2015	11/3/2022	22000172	37.44
AT7	16110400	042	UT	CB	01/01/2022	306T3656	WC	FXB6458	E	GARDNER BRADLEY G	8/10/2022	11/17/2022	22000010	37.44
AT7	14640024	042	UT	CB	01/01/2022	306T3656	WC	FXL7792	E	BONNER TYLER	10/5/2022	11/17/2022	22000002	37.44
AT7	11030002	042	UT	CB	01/01/2022	306T3656	WC	FVK1229	E	FORBES CHARLES	3/1/2022	11/28/2022	22000032	37.33
AT7	10610007	042	UT	CB	01/01/2022	306T3656	WC	FXB8639	E	STAUFFER STEVEN R	8/23/2022	10/20/2022	22000002	36.89

**CSS Worker's Compensation Disbursements  
Oct 2022 to Nov 2022 - By Check Amount**

Client Code	Organization Code	Adjusting Office	State	Claim Designator	Policy Effective Date	Policy Number	Line	Claim Number	Payment Type	Claimant Name	Loss Date	Charge Date	Check Number	Check Amount
AT7	16690013	095	UT	CM	01/01/2022	306T3656	WC	FWK7146	E	SISSON EMILY M	5/16/2022	10/13/2022	22000009	36.86
AT7	16080001003	095	UT	CM	01/01/2022	306T3656	WC	FWK8363	E	ERICKSON JACOB	5/22/2022	11/28/2022	22000039	36.66
AT7	16080001005	095	UT	CM	01/01/2022	306T3656	WC	FXB1067	E	RAMIREZ GABRIEL	7/14/2022	11/17/2022	22000003	36.55
AT7	10020	095	UT	CM	01/01/2022	306T3656	WC	FWQ8837	E	ERICK SOLIS-GONZA	4/21/2022	10/6/2022	22000001	36.54
AT7	12600006	042	UT	CB	01/01/2022	306T3656	WC	FVK2278	E	WIDDISON JACK	3/2/2022	10/20/2022	22000028	36.21
AT7	16000	095	UT	CM	01/01/2022	306T3656	WC	FXL5155	E	CUBBEDGE JORDAN	9/16/2022	11/28/2022	22000006	36.21
AT7	14140006	042	UT	CB	01/01/2021	306T3656	WC	FVK2232	E	ESPINOZA DANIEL	12/29/2021	10/6/2022	22000010	36.13
AT7	16080003003	042	UT	CB	01/01/2022	306T3656	WC	FXL7607	E	SMITH DUSTIN	10/4/2022	11/3/2022	22000005	35.94
AT7	16140003	042	UT	CB	01/01/2020	306T3656	WC	FNR2660	E	LABBE DAVID R	1/3/2020	11/9/2022	68084436	35.80
AT7	16110200	042	UT	CB	01/01/2022	306T3656	WC	FXL3353	E	SEELY AMMON L	09/13/2022	10/27/2022	22000009	35.23
AT7	11310	042	UT	CB	01/01/2022	306T3656	WC	FXB4525	E	PACE MATTHEW	8/5/2022	11/17/2022	22000014	34.80
AT7	12060	042	UT	CB	01/01/2022	306T3656	WC	FWQ0607	E	TURNER LACY	06/02/2022	10/20/2022	22000011	34.70
AT7	11110010	095	UT	CM	01/01/2022	306T3656	WC	FXW5648	E	REBECCA LNELSON	11/6/2022	11/28/2022	22000001	34.57
AT7	11030002	042	UT	CB	01/01/2022	306T3656	WC	FVK1229	E	FORBES CHARLES	3/1/2022	10/20/2022	22000027	34.48
AT7	14480007010	042	UT	CB	01/01/2021	306T3656	WC	FTA8379	M	VAN NOSDOL TY	6/8/2021	11/2/2022	68080654	34.22
AT7	10480007	095	UT	CM	01/01/2022	306T3656	WC	FXW1412	E	RONNIE LHOPES	10/20/2022	11/17/2022	22000002	34.13
AT7	13020009	042	UT	CB	01/01/2022	306T3656	WC	FXL0453	E	COOK STETSON	08/30/2022	10/06/2022	22000004	34.00
AT7	14640020	042	UT	CB	01/01/2022	306T3656	WC	FXL2110	M	MCKEE MITCHELL	9/7/2022	11/9/2022	68085655	33.81
AT7	10020	095	UT	CM	01/01/2022	306T3656	WC	FXL5161	M	WALLACE LANDON	9/20/2022	11/16/2022	68091252	33.64
AT7	11030005	042	UT	CB	01/01/2022	306T3656	WC	FVK9877	E	SCOTT JEFFREY	4/11/2022	10/13/2022	22000050	33.39
AT7	16140004	042	UT	CB	01/01/2022	306T3656	WC	FXB7410	M	DOUGLAS JOLSON	7/14/2022	10/26/2022	68075400	33.32
AT7	16690010	042	UT	CB	01/01/2022	306T3656	WC	FWQ9278	E	YAMASHITA JILL	6/19/2022	11/10/2022	22000008	33.26
AT7	11520	095	UT	CM	01/01/2022	306T3656	WC	FVK7230	E	CHILDS RICKY	3/30/2022	11/10/2022	22000003	32.94
AT7	17950	042	UT	CB	01/01/2021	306T3656	WC	FTK4591	M	WILSON JACKIE	7/26/2021	10/5/2022	33344990	32.70
AT7	16080001005	042	UT	CB	01/01/2022	306T3656	WC	FWK2634	M	ROSS TODD	04/07/2022	10/05/2022	33351659	32.70
AT7	14050003005	042	UT	CB	01/01/2022	306T3656	WC	FWK4212	M	PETERSON MASON	5/2/2022	10/5/2022	33349973	32.70
AT7	11310	042	UT	CB	01/01/2022	306T3656	WC	FXB4525	M	PACE MATTHEW	8/5/2022	10/5/2022	33355435	32.70
AT7	10750007	042	UT	CB	01/01/2022	306T3656	WC	FXL3296	M	CLONTZ LADEAN	09/09/2022	10/05/2022	33359430	32.70
AT7	10640	042	UT	CB	01/01/2016	306T3656	WC	ESL7571	M	BATES LAURIE	01/19/2016	10/12/2022	33362524	32.70
AT7	13200008	042	UT	CB	01/01/2022	306T3656	WC	FVK7077	M	FLAIG PAUL	3/29/2022	10/12/2022	33371332	32.70
AT7	11030001	042	UT	CB	01/01/2022	306T3656	WC	FWQ1348	M	GLENN CHASITY	06/02/2022	10/12/2022	33378372	32.70
AT7	10480020	042	UT	CB	01/01/2022	306T3656	WC	FWQ8600	M	CLARK JENNAFER	07/06/2022	10/12/2022	33378486	32.70
AT7	12600006	042	UT	CB	01/01/2022	306T3656	WC	FVK2278	M	WIDDISON JACK	3/2/2022	10/19/2022	33393002	32.70
AT7	14260001	042	UT	CB	01/01/2022	306T3656	WC	FWQ2612	M	NEWMAN KATHRYN	06/01/2022	10/19/2022	33399716	32.70
AT7	12460001	042	UT	CB	01/01/2021	306T3656	WC	FTQ4589	M	FORSYTH ROBBIN	9/22/2021	10/26/2022	33425077	32.70
AT7	13020009	042	UT	CB	01/01/2021	306T3656	WC	FUB9345	M	JOHNSON RANDY L	12/10/2021	10/26/2022	33413485	32.70
AT7	11460	042	UT	CB	01/01/2022	306T3656	WC	FVC5842	M	BRAILSFORD LORETT	2/2/2022	10/26/2022	33414476	32.70
AT7	11030002	042	UT	CB	01/01/2022	306T3656	WC	FVK1229	M	FORBES CHARLES	3/1/2022	10/26/2022	33415842	32.70
AT7	14050001001	042	UT	CB	01/01/2022	306T3656	WC	FXL6681	M	DARREN BACKMAN	9/26/2022	10/26/2022	33426316	32.70

**CSS Worker's Compensation Disbursements  
Oct 2022 to Nov 2022 - By Check Amount**

Client Code	Organization Code	Adjusting Office	State	Claim Designator	Policy Effective Date	Policy Number	Line	Claim Number	Payment Type	Claimant Name	Loss Date	Charge Date	Check Number	Check Amount
AT7	11030002	042	UT	CB	01/01/2022	306T3656	WC	FKV1229	M	FORBES CHARLES	3/1/2022	11/2/2022	33437724	32.70
AT7	13660003	042	UT	CB	01/01/2022	306T3656	WC	FWQ1661	M	ROBINSON ZACH	6/7/2022	11/2/2022	33447985	32.70
AT7	13020009	042	UT	CB	01/01/2022	306T3656	WC	FXL0453	M	COOK STETSON	8/30/2022	11/2/2022	33444916	32.70
AT7	13980014	042	UT	CB	01/01/2021	306T3656	WC	FUB6482	M	MCBRIDE TRAVIS	11/17/2021	11/9/2022	33458825	32.70
AT7	11460	042	UT	CB	01/01/2022	306T3656	WC	FVC5842	M	BRAILSFORD LORETT	2/2/2022	11/16/2022	33481459	32.70
AT7	11910002	042	UT	CB	01/01/2022	306T3656	WC	FXB8668	M	RAY BRADEN	8/22/2022	11/16/2022	33489329	32.70
AT7	13660003	042	UT	CB	01/01/2015	306T3656	WC	E3W2365	M	CHUCHRAN JARED A	5/30/2015	11/23/2022	33498437	32.70
AT7	14480022034	042	UT	CB	01/01/2017	306T3656	WC	FAE5939	M	KOHLER TALON	7/8/2017	11/23/2022	33498247	32.70
AT7	11200004	042	UT	CB	01/01/2021	306T3656	WC	FTA0846	M	EVANS MATTHEW	6/1/2021	11/23/2022	33501224	32.70
AT7	14050003005	042	UT	CB	01/01/2022	306T3656	WC	FXW1362	M	CURTIS HSANCHEZ	5/26/2022	11/23/2022	33517525	32.70
AT7	14930002	042	UT	CB	01/01/2022	306T3656	WC	FVK6954	M	FILLER JOHN	3/28/2022	11/30/2022	33529858	32.70
AT7	12480	042	UT	CB	01/01/2022	306T3656	WC	FWQ0804	M	MCCANDLESS DONALD	6/3/2022	11/30/2022	33530055	32.70
AT7	14260001	042	UT	CB	01/01/2022	306T3656	WC	FWQ2612	M	NEWMAN KATHRYN	6/1/2022	11/30/2022	33532888	32.70
AT7	16690016	042	UT	CB	01/01/2022	306T3656	WC	FXB0866	M	GRIFFIN JENIFER L	6/2/2022	11/30/2022	33539102	32.70
AT7	14140006	042	UT	CB	01/01/2022	306T3656	WC	FXB5750	M	PALMER JACOB	8/9/2022	11/30/2022	33533653	32.70
AT7	14910	042	UT	CB	01/01/2022	306T3656	WC	FXL4106	M	NORTHUP THAROLD	9/6/2022	11/30/2022	33537107	32.70
AT7	12110003	042	UT	CB	01/01/2022	306T3656	WC	FXL9380	M	CLAY CAMPBELL	10/6/2022	11/30/2022	33538260	32.70
AT7	16110400	042	UT	CB	01/01/2022	306T3656	WC	FXB6458	E	GARDNER BRADLEY G	8/10/2022	10/27/2022	22000006	32.45
AT7	10480020	042	UT	CB	01/01/2022	306T3656	WC	FWQ8600	E	CLARK JENNAFER	7/6/2022	11/17/2022	22000032	32.27
AT7	12230002007	095	UT	CM	01/01/2022	306T3656	WC	FXL9336	E	MICHAEL LARSEN	10/10/2022	11/10/2022	22000001	31.78
AT7	14640009	042	UT	CB	01/01/2022	306T3656	WC	FXB5913	E	LEE NATHAN	05/05/2022	10/06/2022	22000003	31.68
AT7	13230	042	UT	CB	01/01/1993	306T4813	WC	A4J7027	E	SERASSIO DARLA	10/15/1993	10/19/2022	22000089	31.50
AT7	16080001003	042	UT	CB	01/01/2022	306T3656	WC	FXL5905	M	HAMBLETON MATTHEW	7/7/2022	11/2/2022	68079819	31.32
AT7	13270008	095	UT	CM	01/01/2022	306T3656	WC	FWQ3665	E	KALEB BENCH	05/01/2022	10/13/2022	22000001	31.20
AT7	11910003	095	UT	CM	01/01/2022	306T3656	WC	FXL0518	E	MABE BAILEE	8/30/2022	10/12/2022	22000001	31.09
AT7	14910	042	UT	CB	01/01/2022	306T3656	WC	FXL4106	E	THAROLD NORTHUP	9/6/2022	10/27/2022	22000001	30.48
AT7	13020008	095	UT	CM	01/01/2022	306T3656	WC	FWQ5916	E	ZACHARY LARSEN	5/14/2022	11/3/2022	22000001	30.40
AT7	14740003	042	UT	CB	01/01/2021	306T3656	WC	FTA3397	M	OBRAY TANNER	6/11/2021	10/12/2022	68063352	30.12
AT7	14740003	042	UT	CB	01/01/2021	306T3656	WC	FTA3397	M	OBRAY TANNER	6/11/2021	11/30/2022	68099803	30.12
AT7	11640003	042	UT	CB	01/01/2022	306T3656	WC	FXB9539	M	WALTON BLAKE	8/27/2022	10/5/2022	33357386	30.00
AT7	13230	042	UT	CB	01/01/1993	306T4813	WC	A4J7027	M	SERASSIO DARLA	10/15/1993	10/26/2022	33407636	30.00
AT7	11640003	042	UT	CB	01/01/2022	306T3656	WC	FXB9539	M	WALTON BLAKE	8/27/2022	10/26/2022	33422848	30.00
AT7	11640003	042	UT	CB	01/01/2022	306T3656	WC	FXB9539	M	WALTON BLAKE	8/27/2022	11/30/2022	33533951	30.00
AT7	14050001001	042	UT	CB	01/01/2021	306T3656	WC	FTA7813	E	CRNICH ANDY S	07/02/2021	10/06/2022	22000063	29.92
AT7	14140006	042	UT	CB	01/01/2022	306T3656	WC	FXB5750	E	PALMER JACOB	8/9/2022	10/6/2022	22000004	29.92
AT7	14640012	042	UT	CB	01/01/2021	306T3656	WC	FTA9932	E	SCOVIL AMARIA	7/12/2021	10/20/2022	22000016	29.92
AT7	11660003	042	UT	CB	01/01/2022	306T3656	WC	FWQ9909	E	VEGA ROMAN	7/13/2022	10/27/2022	22000005	29.92
AT7	14050001001	042	UT	CB	01/01/2022	306T3656	WC	FXL6681	E	DARREN BACKMAN	9/26/2022	10/27/2022	22000003	29.92
AT7	14580010	042	UT	CB	01/01/2019	306T3656	WC	FKV9107	E	MANNING AMMON	1/7/2019	11/10/2022	22000114	29.92



**CSS Worker's Compensation Disbursements  
Oct 2022 to Nov 2022 - By Check Amount**

Client Code	Organization Code	Adjusting Office	State	Claim Designator	Policy Effective Date	Policy Number	Line	Claim Number	Payment Type	Claimant Name	Loss Date	Charge Date	Check Number	Check Amount
AT7	12230004019	042	UT	CB	01/01/2021	306T3656	WC	FRU7894	E	COOK DARIN	2/3/2021	11/10/2022	22000080	29.92
AT7	10480002	095	UT	CM	01/01/2022	306T3656	WC	FXW1266	E	TAYLOR COX	10/9/2022	11/10/2022	22000001	29.92
AT7	14930002	042	UT	CB	01/01/2022	306T3656	WC	FVK6954	E	FILLER JOHN	3/28/2022	11/17/2022	22000034	29.92
AT7	16110400	042	UT	CB	01/01/2022	306T3656	WC	FXB6458	E	GARDNER BRADLEY G	8/10/2022	11/17/2022	22000012	29.92
AT7	11460	042	UT	CB	01/01/2022	306T3656	WC	FVC5842	E	BRAILSFORD LORETT	2/2/2022	10/13/2022	22000024	29.87
AT7	14640018	095	UT	CM	01/01/2022	306T3656	WC	FXW0229	E	BRENT BRIGGS	10/13/2022	11/28/2022	22000001	29.87
AT7	11910002	042	UT	CB	01/01/2022	306T3656	WC	FXB8668	E	RAY BRADEN	8/22/2022	10/27/2022	22000008	29.86
AT7	11910002	042	UT	CB	01/01/2022	306T3656	WC	FXB8668	E	RAY BRADEN	8/22/2022	11/28/2022	22000009	29.86
AT7	11910006	095	UT	CM	01/01/2022	306T3656	WC	FXB5808	E	CORINNE BRENT	08/10/2022	10/27/2022	22000001	29.66
AT7	16110400	042	UT	CB	01/01/2022	306T3656	WC	FXB6458	E	GARDNER BRADLEY G	8/10/2022	11/3/2022	22000007	29.57
AT7	12790	042	UT	CB	01/01/2022	306T3656	WC	FXL5697	E	LAW COLBY D	8/30/2022	11/3/2022	22000003	29.48
AT7	17310002	042	UT	CB	01/01/2022	306T3656	WC	FXL5066	E	TROY ROTHE	8/1/2022	10/27/2022	22000008	29.43
AT7	14390004	095	UT	CM	01/01/2022	306T3656	WC	FXL7862	E	ETHAN YOUNG	10/4/2022	10/27/2022	22000001	29.41
AT7	12210001	095	UT	CM	01/01/2022	306T3656	WC	FWQ8765	E	WUDEL KATE	7/4/2022	10/6/2022	22000003	29.17
AT7	14050003005	042	UT	CB	01/01/2022	306T3656	WC	FWK4212	E	PETERSON MASON	5/2/2022	11/17/2022	22000035	28.58
AT7	13060002	095	UT	CM	01/01/2022	306T3656	WC	FXB9617	E	GREENER COLTON	8/26/2022	11/17/2022	22000005	28.58
AT7	14050003005	042	UT	CB	01/01/2022	306T3656	WC	FWK4212	E	PETERSON MASON	5/2/2022	11/28/2022	22000038	28.58
AT7	16110500	042	UT	CB	01/01/2022	306T3656	WC	FXL2239	M	VALDOVINOS BERNAR	9/8/2022	10/12/2022	68064624	28.42
AT7	10640	042	UT	CB	01/01/2016	306T3656	WC	E5L7571	E	BATES LAURIE	01/19/2016	10/13/2022	22000165	27.86
AT7	16110114	095	UT	CM	01/01/2022	306T3656	WC	FXL0626	E	JUDD DAREN W	8/31/2022	11/28/2022	22000006	27.43
AT7	14140006	042	UT	CB	01/01/2021	306T3656	WC	FVK2232	E	ESPINOZA DANIEL	12/29/2021	10/20/2022	22000011	27.40
AT7	12230004017	095	UT	CM	01/01/2022	306T3656	WC	FXL0981	M	LATU KIM	8/26/2022	11/21/2022	68093483	27.26
AT7	11690012	095	UT	CM	01/01/2022	306T3656	WC	FWK5665	E	RACKLEY KEASEAN	05/10/2022	10/20/2022	22000005	26.97
AT7	10480020	042	UT	CB	01/01/2022	306T3656	WC	FWQ8600	E	CLARK JENNAFER	7/6/2022	10/13/2022	22000020	26.92
AT7	10480020	042	UT	CB	01/01/2022	306T3656	WC	FWQ8600	E	CLARK JENNAFER	7/6/2022	10/13/2022	22000021	26.92
AT7	10480020	042	UT	CB	01/01/2022	306T3656	WC	FWQ8600	E	CLARK JENNAFER	7/6/2022	10/13/2022	22000022	26.92
AT7	10480020	042	UT	CB	01/01/2022	306T3656	WC	FWQ8600	E	CLARK JENNAFER	07/06/2022	10/13/2022	22000023	26.92
AT7	10480020	042	UT	CB	01/01/2022	306T3656	WC	FWQ8600	E	CLARK JENNAFER	7/6/2022	10/13/2022	22000024	26.92
AT7	10480020	042	UT	CB	01/01/2022	306T3656	WC	FWQ8600	E	CLARK JENNAFER	7/6/2022	10/13/2022	22000025	26.92
AT7	10480020	042	UT	CB	01/01/2022	306T3656	WC	FWQ8600	E	CLARK JENNAFER	7/6/2022	10/13/2022	22000026	26.92
AT7	10480020	042	UT	CB	01/01/2022	306T3656	WC	FWQ8600	E	CLARK JENNAFER	07/06/2022	10/13/2022	22000027	26.92
AT7	10480020	042	UT	CB	01/01/2022	306T3656	WC	FWQ8600	E	CLARK JENNAFER	7/6/2022	10/13/2022	22000028	26.92
AT7	10480020	042	UT	CB	01/01/2022	306T3656	WC	FWQ8600	E	CLARK JENNAFER	7/6/2022	11/10/2022	22000030	26.92
AT7	10480020	042	UT	CB	01/01/2022	306T3656	WC	FWQ8600	E	CLARK JENNAFER	7/6/2022	11/17/2022	22000031	26.92
AT7	13660003	042	UT	CB	01/01/2022	306T3656	WC	FWK8509	E	LUERA DERRICK	5/23/2022	10/6/2022	22000028	26.69
AT7	13660003	042	UT	CB	01/01/2022	306T3656	WC	FWK8509	E	LUERA DERRICK	5/23/2022	10/6/2022	22000029	26.69
AT7	13660003	042	UT	CB	01/01/2022	306T3656	WC	FWK8509	E	LUERA DERRICK	5/23/2022	10/6/2022	22000030	26.69
AT7	13660003	042	UT	CB	01/01/2022	306T3656	WC	FWK8509	E	LUERA DERRICK	5/23/2022	10/6/2022	22000031	26.69
AT7	13660003	042	UT	CB	01/01/2022	306T3656	WC	FWK8509	E	LUERA DERRICK	05/23/2022	10/06/2022	22000032	26.69

**CSS Worker's Compensation Disbursements  
Oct 2022 to Nov 2022 - By Check Amount**

Client Code	Organization Code	Adjusting Office	State	Claim Designator	Policy Effective Date	Policy Number	Line	Claim Number	Payment Type	Claimant Name	Loss Date	Charge Date	Check Number	Check Amount
AT7	13660003	042	UT	CB	01/01/2022	306T3656	WC	FWK8509	E	LUERA DERRICK	5/23/2022	10/6/2022	22000033	26.69
AT7	13660003	042	UT	CB	01/01/2022	306T3656	WC	FWK8509	E	LUERA DERRICK	05/23/2022	10/06/2022	22000034	26.69
AT7	13660003	042	UT	CB	01/01/2022	306T3656	WC	FWK8509	E	LUERA DERRICK	05/23/2022	10/06/2022	22000035	26.69
AT7	13660003	042	UT	CB	01/01/2022	306T3656	WC	FWK8509	E	LUERA DERRICK	5/23/2022	10/13/2022	22000037	26.69
AT7	16140005	042	UT	CB	01/01/2022	306T3656	WC	FWK9853	E	WEESE TAMRA	5/24/2022	10/6/2022	22000012	26.64
AT7	14480011018	095	UT	CM	01/01/2022	306T3656	WC	FXB3589	M	JACOBSON KELLY	7/26/2022	11/28/2022	02408386	26.55
AT7	13230	042	UT	CB	01/01/1993	306T4813	WC	A4J7027	E	SERASSIO DARLA	10/15/1993	11/17/2022	22000093	26.25
AT7	12070	042	UT	CB	01/01/2008	306T3656	WC	A9E3676	E	DOMINGO MANUEL	1/21/2008	11/3/2022	22000135	26.08
AT7	11490	042	UT	CB	01/01/1993	306T4813	WC	A4J6454	E	SHELTON JACQUE A	8/8/1993	11/3/2022	22000026	26.04
AT7	13460001	095	UT	CM	01/01/2022	306T3656	WC	FXL8103	E	ANNIKA NYE	8/21/2022	11/10/2022	22000001	25.94
AT7	13020009	042	UT	CB	01/01/2021	306T3656	WC	FUB9345	E	JOHNSON RANDY L	12/10/2021	11/10/2022	22000073	25.82
AT7	12900	042	UT	CB	01/01/2022	306T3656	WC	FUY0378	E	MILLER RICK	01/05/2022	10/13/2022	22000048	25.74
AT7	12900	042	UT	CB	01/01/2022	306T3656	WC	FUY0378	E	MILLER RICK	01/05/2022	10/13/2022	22000049	25.74
AT7	12900	042	UT	CB	01/01/2022	306T3656	WC	FUY0378	E	MILLER RICK	1/5/2022	10/13/2022	22000050	25.74
AT7	12900	042	UT	CB	01/01/2022	306T3656	WC	FUY0378	E	MILLER RICK	01/05/2022	10/13/2022	22000051	25.74
AT7	12900	042	UT	CB	01/01/2022	306T3656	WC	FUY0378	E	MILLER RICK	01/05/2022	10/13/2022	22000052	25.74
AT7	12900	042	UT	CB	01/01/2022	306T3656	WC	FUY0378	E	MILLER RICK	1/5/2022	10/13/2022	22000053	25.74
AT7	12900	042	UT	CB	01/01/2022	306T3656	WC	FUY0378	E	MILLER RICK	1/5/2022	10/13/2022	22000054	25.74
AT7	12900	042	UT	CB	01/01/2022	306T3656	WC	FUY0378	E	MILLER RICK	1/5/2022	10/13/2022	22000055	25.74
AT7	12900	042	UT	CB	01/01/2022	306T3656	WC	FUY0378	E	MILLER RICK	1/5/2022	10/13/2022	22000056	25.74
AT7	12900	042	UT	CB	01/01/2022	306T3656	WC	FUY0378	E	MILLER RICK	01/05/2022	10/13/2022	22000057	25.74
AT7	11030001	042	UT	CB	01/01/2022	306T3656	WC	FWQ1348	E	GLENN CHASITY	06/02/2022	10/13/2022	22000008	25.71
AT7	12110003	042	UT	CB	01/01/2022	306T3656	WC	FXL9380	E	CLAY CAMPBELL	10/6/2022	11/10/2022	22000001	25.67
AT7	12690004	042	UT	CB	01/01/2022	306T3656	WC	FWK9974	E	PARK EDWIN	05/26/2022	10/27/2022	22000006	25.52
AT7	10810	042	UT	CB	01/01/1998	306T4813	WC	A4J7023	E	PATTERSON WILLIAM	09/25/1998	10/06/2022	22000114	25.32
AT7	10810	042	UT	CB	01/01/2004	306T4813	WC	A4J2029	E	HANSGEN BRYAN	10/12/2004	11/17/2022	22000127	25.32
AT7	13230	042	UT	CB	01/01/1993	306T4813	WC	A4J7027	E	SERASSIO DARLA	10/15/1993	10/5/2022	22000087	25.20
AT7	14580010	042	UT	CB	01/01/2019	306T3656	WC	FKV9107	E	MANNING AMMON	01/07/2019	10/06/2022	22000111	25.20
AT7	16110211	042	UT	CB	01/01/2021	306T3656	WC	FTK0277	E	GRACIA LIONEL R	07/16/2021	10/06/2022	22000044	25.00
AT7		095	UT	CM	01/01/2022	306T3656	WC	FXL4989	E	CLOYD BRINKERHOFF	8/30/2022	10/6/2022	22000001	25.00
AT7	11640003	042	UT	CB	01/01/2022	306T3656	WC	FXB9539	E	WALTON BLAKE	08/27/2022	10/13/2022	22000007	25.00
AT7	10640	042	UT	CB	01/01/2016	306T3656	WC	ESL7571	E	BATES LAURIE	01/19/2016	10/20/2022	22000166	25.00
AT7	13660003	042	UT	CB	01/01/2022	306T3656	WC	FWK8509	E	LUERA DERRICK	5/23/2022	10/20/2022	22000040	25.00
AT7	14480007008	095	UT	CM	01/01/2022	306T3656	WC	FWQ4953	E	WILLIAMS SAVANAH	6/21/2022	10/31/2022	22000006	25.00
AT7	11640003	042	UT	CB	01/01/2022	306T3656	WC	FXB9539	E	WALTON BLAKE	8/27/2022	11/3/2022	22000009	25.00
AT7	16110114	042	UT	CB	01/01/2020	306T3656	WC	FPZ2824	E	CHRISTENSEN BRETT	6/15/2020	11/10/2022	22000081	25.00
AT7	11640003	042	UT	CB	01/01/2022	306T3656	WC	FXB9539	E	WALTON BLAKE	8/27/2022	11/10/2022	22000014	25.00
AT7	12960001	042	UT	CB	01/01/2021	306T3656	WC	FTK8865	E	GODFREY JEREMY	8/26/2021	11/17/2022	22000013	25.00
AT7	14870	095	UT	CM	01/01/2022	306T3656	WC	FXL4989	E	BRINKERHOFF CLOYD	8/30/2022	11/17/2022	22000003	25.00

**CSS Worker's Compensation Disbursements  
Oct 2022 to Nov 2022 - By Check Amount**

Client Code	Organization Code	Adjusting Office	State	Claim Designator	Policy Effective Date	Policy Number	Line	Claim Number	Payment Type	Claimant Name	Loss Date	Charge Date	Check Number	Check Amount
AT7	12460007	095	UT	CM	01/01/2022	306T3656	WC	FXB2235	M	MALONE DANIEL	7/26/2022	11/2/2022	68080565	25.00
AT7	13500005	095	UT	CM	01/01/2022	306T3656	WC	FXL2427	E	SWARTZEL LAURA	8/5/2022	11/3/2022	22000003	24.98
AT7	12110002	095	UT	CM	01/01/2022	306T3656	WC	FWK7235	E	MILLER KAREN	5/2/2022	11/17/2022	22000008	24.62
AT7	13840002	042	UT	CB	01/01/2022	306T3656	WC	FWQ0829	E	JENSEN PETER	6/3/2022	11/17/2022	22000007	24.48
AT7	11520	095	UT	CM	01/01/2022	306T3656	WC	FWQ7917	E	LEAVITT KYLE C	5/16/2022	11/3/2022	22000002	24.44
AT7	13500002	095	UT	CM	01/01/2022	306T3656	WC	FWK8747	E	PACHECO RICHARD	5/24/2022	11/28/2022	22000007	24.01
AT7	14890	042	UT	CB	01/01/2022	306T3656	WC	FXB3747	E	JENSEN DALLIN	08/02/2022	10/13/2022	22000011	23.76
AT7	16080003002	042	UT	CB	01/01/2022	306T3656	WC	FXB9978	E	HENDERSON MARK	08/26/2022	10/27/2022	22000008	23.52
AT7	13020009	042	UT	CB	01/01/2021	306T3656	WC	FUB9345	E	JOHNSON RANDY L	12/10/2021	10/13/2022	22000069	23.42
AT7	16080001005	042	UT	CB	01/01/2022	306T3656	WC	FWK2634	E	ROSS TODD	04/07/2022	10/13/2022	22000022	23.23
AT7	14190007	095	UT	CM	01/01/2022	306T3656	WC	FXL2784	E	JOHN MIKESSELL	08/15/2022	10/20/2022	22000001	23.17
AT7	14480022042	042	UT	CB	01/01/2021	306T3656	WC	FUB4266	E	COX HYRUM	11/12/2021	10/27/2022	22000065	23.16
AT7	12230004019	095	UT	CM	01/01/2022	306T3656	WC	FXL0971	E	LARSEN KYLE	08/25/2022	10/13/2022	22000002	22.94
AT7	17310002	042	UT	CB	01/01/2022	306T3656	WC	FXL5066	E	TROY ROTHE	8/1/2022	10/27/2022	22000002	22.94
AT7	17310002	042	UT	CB	01/01/2022	306T3656	WC	FXL5066	E	TROY ROTHE	08/01/2022	10/27/2022	22000006	22.94
AT7	17310002	042	UT	CB	01/01/2022	306T3656	WC	FXL5066	E	TROY ROTHE	08/01/2022	10/27/2022	22000007	22.94
AT7	16080003003	042	UT	CB	01/01/2022	306T3656	WC	FXL7607	M	DUSTIN SMITH	10/4/2022	10/20/2022	02396884	22.87
AT7	13230	042	UT	CB	01/01/1993	306T4813	WC	A4J7027	E	SERASSIO DARLA	10/15/1993	10/20/2022	22000091	22.85
AT7	13510003	042	UT	CB	01/01/2022	306T3656	WC	FXB4101	E	KILPATRICK DREW	08/03/2022	10/06/2022	22000012	22.74
AT7	17950	042	UT	CB	01/01/2021	306T3656	WC	FTK4591	M	WILSON JACKIE	07/26/2021	10/05/2022	68058738	22.62
AT7	11460	042	UT	CB	01/01/2022	306T3656	WC	FVC5842	E	BRAILSFORD LORETT	2/2/2022	10/13/2022	22000022	22.56
AT7	10480007	095	UT	CM	01/01/2022	306T3656	WC	FXW1412	E	RONNIE LHOPE	10/20/2022	11/17/2022	22000001	22.54
AT7	16080001003	042	UT	CB	01/01/2022	306T3656	WC	FXB8089	E	BANNER DAVID	8/22/2022	11/3/2022	22000003	22.46
AT7	17310002	042	UT	CB	01/01/2022	306T3656	WC	FXL5066	E	TROY ROTHE	8/1/2022	10/27/2022	22000003	22.42
AT7	17310002	042	UT	CB	01/01/2022	306T3656	WC	FXL5066	E	TROY ROTHE	8/1/2022	10/27/2022	22000004	22.42
AT7	17310002	042	UT	CB	01/01/2022	306T3656	WC	FXL5066	E	TROY ROTHE	8/1/2022	10/27/2022	22000005	22.42
AT7	17310002	042	UT	CB	01/01/2022	306T3656	WC	FXL5066	E	TROY ROTHE	8/1/2022	10/27/2022	22000009	22.42
AT7	17310002	042	UT	CB	01/01/2022	306T3656	WC	FXL5066	E	TROY ROTHE	8/1/2022	10/27/2022	22000010	22.42
AT7	17310002	042	UT	CB	01/01/2022	306T3656	WC	FXL5066	E	ROTHER TROY	8/1/2022	11/3/2022	22000011	22.42
AT7	14580005	042	UT	CB	01/01/2022	306T3656	WC	FWQ9128	E	JENSEN MELISSA	7/5/2022	11/3/2022	22000005	22.28
AT7	14140006	042	UT	CB	01/01/2022	306T3656	WC	FXB5750	E	PALMER JACOB	8/9/2022	11/17/2022	22000007	22.19
AT7	16110220	095	UT	CM	01/01/2022	306T3656	WC	FXB8000	M	SCHIESS BRANDT R	8/16/2022	11/23/2022	68096865	22.04
AT7	13230	042	UT	CB	01/01/1993	306T4813	WC	A4J7027	M	SERASSIO DARLA	10/15/1993	10/05/2022	33339201	21.80
AT7	12460008	042	UT	CB	01/01/2021	306T3656	WC	FUB5498	M	HAWKS DEBRA	11/19/2021	10/5/2022	33345720	21.80
AT7	12830	042	UT	CB	01/01/2022	306T3656	WC	FWK9510	M	ROWSER TYLER	5/29/2022	10/5/2022	33352254	21.80
AT7	14580005	042	UT	CB	01/01/2022	306T3656	WC	FWQ9128	M	JENSEN MELISSA	07/05/2022	10/05/2022	33354778	21.80
AT7	16690010	042	UT	CB	01/01/2022	306T3656	WC	FWQ9278	M	YAMASHITA JILL	6/19/2022	10/5/2022	33354118	21.80
AT7	13020009	042	UT	CB	01/01/2022	306T3656	WC	FXL0453	M	COOK STETSON	08/30/2022	10/05/2022	33357842	21.80
AT7	17310002	042	UT	CB	01/01/2022	306T3656	WC	FXB3985	M	OLSEN JASON	7/29/2022	10/12/2022	33377331	21.80

**CSS Worker's Compensation Disbursements  
Oct 2022 to Nov 2022 - By Check Amount**

Client Code	Organization Code	Adjusting Office	State	Claim Designator	Policy Effective Date	Policy Number	Line	Claim Number	Payment Type	Claimant Name	Loss Date	Charge Date	Check Number	Check Amount
AT7	13660003	042	UT	CB	01/01/2015	306T3656	WC	E3W2365	M	CHUCHRAN JARED A	5/30/2015	10/19/2022	33385437	21.80
AT7	12900	042	UT	CB	01/01/2022	306T3656	WC	FUY0378	M	MILLER RICK	1/5/2022	10/19/2022	33392881	21.80
AT7	11460	042	UT	CB	01/01/2022	306T3656	WC	FVC5842	M	BRAILSFORD LORETT	2/2/2022	10/19/2022	33392115	21.80
AT7	14930002	042	UT	CB	01/01/2022	306T3656	WC	FVK6954	M	FILLER JOHN	03/28/2022	10/19/2022	33395725	21.80
AT7	12060	042	UT	CB	01/01/2022	306T3656	WC	FWQ3082	M	SHUPE RUSTIN	6/9/2022	10/19/2022	33397891	21.80
AT7	10480020	042	UT	CB	01/01/2022	306T3656	WC	FWQ8600	M	CLARK JENNAFER	7/6/2022	10/19/2022	33400518	21.80
AT7	11660003	042	UT	CB	01/01/2022	306T3656	WC	FWQ9909	M	VEGA ROMAN	7/13/2022	10/19/2022	33398134	21.80
AT7	11310	042	UT	CB	01/01/2022	306T3656	WC	FXB4525	M	PACE MATTHEW	8/5/2022	10/19/2022	33399515	21.80
AT7	14140006	042	UT	CB	01/01/2022	306T3656	WC	FXB5750	M	PALMER JACOB	08/09/2022	10/19/2022	33400729	21.80
AT7	10640	042	UT	CB	01/01/2016	306T3656	WC	ESL7571	M	BATES LAURIE	1/19/2016	10/26/2022	33407893	21.80
AT7	14740003	042	UT	CB	01/01/2021	306T3656	WC	FTA3397	M	OBRAY TANNER	6/11/2021	10/26/2022	33411326	21.80
AT7	14480022042	042	UT	CB	01/01/2021	306T3656	WC	FUB4266	M	COX HYRUM	11/12/2021	10/26/2022	33413104	21.80
AT7	11030005	042	UT	CB	01/01/2022	306T3656	WC	FVK9877	M	SCOTT JEFFREY	04/11/2022	10/26/2022	33416229	21.80
AT7	16080001005	042	UT	CB	01/01/2022	306T3656	WC	FWK2634	M	ROSS TODD	4/7/2022	10/26/2022	33418257	21.80
AT7	12480	042	UT	CB	01/01/2022	306T3656	WC	FWQ0804	M	MCCANDLESS DONALD	6/3/2022	10/26/2022	33418079	21.80
AT7	14580005	042	UT	CB	01/01/2022	306T3656	WC	FWQ9128	M	JENSEN MELISSA	07/05/2022	10/26/2022	33420807	21.80
AT7	11660003	042	UT	CB	01/01/2022	306T3656	WC	FWQ9909	M	VEGA ROMAN	07/13/2022	10/26/2022	33420023	21.80
AT7	14680010	042	UT	CB	01/01/2022	306T3656	WC	FXB2061	M	DICKINSON DAYTON	07/21/2022	10/26/2022	33420590	21.80
AT7	13660003	042	UT	CB	01/01/2015	306T3656	WC	E3W2365	M	CHUCHRAN JARED A	5/30/2015	11/2/2022	33430166	21.80
AT7	14140006	042	UT	CB	01/01/2022	306T3656	WC	FXB5750	M	PALMER JACOB	8/9/2022	11/2/2022	33444171	21.80
AT7	14480022042	042	UT	CB	01/01/2021	306T3656	WC	FUB4266	M	COX HYRUM	11/12/2021	11/9/2022	33457322	21.80
AT7	11030005	042	UT	CB	01/01/2022	306T3656	WC	FVK9877	M	SCOTT JEFFREY	4/11/2022	11/9/2022	33460313	21.80
AT7	12830	042	UT	CB	01/01/2022	306T3656	WC	FWK9510	M	ROWSER TYLER	5/29/2022	11/9/2022	33462633	21.80
AT7	13660003	042	UT	CB	01/01/2022	306T3656	WC	FWQ1661	M	ROBINSON ZACH	6/7/2022	11/9/2022	33469808	21.80
AT7	12060	042	UT	CB	01/01/2022	306T3656	WC	FWQ3082	M	SHUPE RUSTIN	6/9/2022	11/9/2022	33463635	21.80
AT7	16080003002	042	UT	CB	01/01/2022	306T3656	WC	FXB9978	M	HENDERSON MARK	8/26/2022	11/9/2022	33467309	21.80
AT7	16110500	042	UT	CB	01/01/2022	306T3656	WC	FXL2239	M	VALDOVINOS BERNAR	9/8/2022	11/9/2022	33467410	21.80
AT7	14910	042	UT	CB	01/01/2022	306T3656	WC	FXL4106	M	NORTHUP THAROLD	9/6/2022	11/9/2022	33470353	21.80
AT7	14580010	042	UT	CB	01/01/2019	306T3656	WC	FKV9107	M	MANNING AMMON	1/7/2019	11/16/2022	33475665	21.80
AT7	14480022044	042	UT	CB	01/01/2022	306T3656	WC	FWQ2255	M	EPPERSON REBEKAH	6/9/2022	11/16/2022	33491257	21.80
AT7	16080003003	042	UT	CB	01/01/2022	306T3656	WC	FXL7607	M	SMITH DUSTIN	10/4/2022	11/16/2022	33492407	21.80
AT7	16080003003	042	UT	CB	01/01/2022	306T3656	WC	FVK1708	M	FLYGARE TYLER	3/3/2022	11/23/2022	33504910	21.80
AT7	14050003005	042	UT	CB	01/01/2022	306T3656	WC	FWK4212	M	PETERSON MASON	5/2/2022	11/23/2022	33506263	21.80
AT7	12060	042	UT	CB	01/01/2022	306T3656	WC	FWQ0607	M	TURNER LACY	6/2/2022	11/23/2022	33507696	21.80
AT7	14640020	042	UT	CB	01/01/2022	306T3656	WC	FXL2110	M	MCKEE MITCHELL	9/7/2022	11/23/2022	33512290	21.80
AT7	13660003	042	UT	CB	01/01/2015	306T3656	WC	E3W2365	M	CHUCHRAN JARED A	5/30/2015	11/30/2022	33521182	21.80
AT7	13980014	042	UT	CB	01/01/2021	306T3656	WC	FUB6482	M	MCBRIDE TRAVIS	11/17/2021	11/30/2022	33527147	21.80
AT7	11460	042	UT	CB	01/01/2022	306T3656	WC	FVC5842	M	BRAILSFORD LORETT	2/2/2022	11/30/2022	33526975	21.80
AT7	13200008	042	UT	CB	01/01/2022	306T3656	WC	FVK7077	M	FLAIG PAUL	3/29/2022	11/30/2022	33528179	21.80

**CSS Worker's Compensation Disbursements  
Oct 2022 to Nov 2022 - By Check Amount**

Client Code	Organization Code	Adjusting Office	State	Claim Designator	Policy Effective Date	Policy Number	Line	Claim Number	Payment Type	Claimant Name	Loss Date	Charge Date	Check Number	Check Amount
AT7	14480022044	042	UT	CB	01/01/2022	306T3656	WC	FWQ2255	E	EPPERSON REBEKAH	06/09/2022	10/06/2022	22000010	21.77
AT7	13840003	095	UT	CM	01/01/2022	306T3656	WC	FWQ5937	E	MAXFIELD MAYA	6/23/2022	11/3/2022	22000002	21.71
AT7	13020009	042	UT	CB	01/01/2021	306T3656	WC	FUB9345	E	JOHNSON RANDY L	12/10/2021	10/06/2022	22000066	21.70
AT7	13020009	042	UT	CB	01/01/2021	306T3656	WC	FUB9345	E	JOHNSON RANDY L	12/10/2021	11/3/2022	22000072	21.70
AT7	12480	042	UT	CB	01/01/2022	306T3656	WC	FWQ0804	E	MCCANDLESS DONALD	6/3/2022	11/3/2022	22000036	21.70
AT7	13020009	042	UT	CB	01/01/2021	306T3656	WC	FUB9345	E	JOHNSON RANDY L	12/10/2021	11/17/2022	22000076	21.70
AT7	12960001	042	UT	CB	01/01/2021	306T3656	WC	FTK8865	E	GODFREY JEREMY	8/26/2021	11/28/2022	22000014	21.61
AT7	14760	042	UT	CB	01/01/1995	306T4813	WC	A4J7034	M	ERICSON EDWIN	8/22/1995	11/3/2022	02400816	21.51
AT7	13980008	095	UT	CM	01/01/2022	306T3656	WC	FWK7861	M	DECENA ANTONIO	05/18/2022	10/05/2022	68059525	21.50
AT7	16110220	042	UT	CB	01/01/2016	306T3656	WC	E7W5026	M	FACKRELL BRENT M	9/19/2016	10/12/2022	68064624	21.46
AT7	14480022042	042	UT	CB	01/01/2014	306T3656	WC	EZD6207	M	SHERWOOD GREG	1/30/2014	11/17/2022	02405626	21.21
AT7	12830	042	UT	CB	01/01/2022	306T3656	WC	FWK9510	E	ROWSER TYLER	5/29/2022	11/3/2022	22000033	21.19
AT7	16690010	042	UT	CB	01/01/2022	306T3656	WC	FWQ9278	E	YAMASHITA JILL	6/19/2022	10/13/2022	22000006	21.13
AT7	16690010	042	UT	CB	01/01/2022	306T3656	WC	FWQ9278	E	YAMASHITA JILL	6/19/2022	10/27/2022	22000007	21.13
AT7	16690010	042	UT	CB	01/01/2022	306T3656	WC	FWQ9278	E	YAMASHITA JILL	6/19/2022	11/28/2022	22000009	21.13
AT7	16080003003	042	UT	CB	01/01/2021	306T3656	WC	FUN1578	E	WEBB ADAM	12/14/2021	10/27/2022	22000021	20.94
AT7	13020009	042	UT	CB	01/01/2021	306T3656	WC	FUB9345	E	JOHNSON RANDY L	12/10/2021	10/13/2022	22000071	20.72
AT7	13270	042	UT	CB	01/01/1998	306T4813	WC	A4J7016	E	BIRD TRACY	7/25/1998	11/28/2022	22000188	20.46
AT7	15130	042	UT	CB	01/01/2021	306T3656	WC	FUB0202	E	WEAVER TERI	10/25/2021	10/06/2022	22000043	20.43
AT7	12380	042	UT	CB	01/01/2009	306T3656	WC	A4J4807	E	BRADSHAW TOM G	07/13/2009	10/06/2022	22000344	20.39
AT7	12230004019	042	UT	CB	01/01/2021	306T3656	WC	FRU7894	E	COOK DARIN	2/3/2021	11/17/2022	22000082	20.34
AT7	11030001	042	UT	CB	01/01/2022	306T3656	WC	FWQ1348	E	GLENN CHASITY	6/2/2022	11/16/2022	68091220	20.25
AT7	16900	042	UT	CB	01/01/2022	306T3656	WC	FVK5084	E	HOLVERSON PAUL	03/19/2022	10/13/2022	22000016	19.95
AT7	14580005	042	UT	CB	01/01/2022	306T3656	WC	FWQ9128	E	JENSEN MELISSA	07/05/2022	10/20/2022	22000004	19.91
AT7	15320001	095	UT	CM	01/01/2022	306T3656	WC	FWQ1765	E	HOLT SENICCA A	5/6/2022	10/27/2022	22000018	19.91
AT7	16110211	042	UT	CB	01/01/2022	306T3656	WC	FVK0697	E	ARCHBOLD ISAAC R	2/28/2022	11/17/2022	22000021	19.91
AT7	13640004	042	UT	CB	01/01/2020	306T3656	WC	FPZ8038	E	RUNOLFSON GABRIEL	7/2/2020	11/28/2022	22000037	19.82
AT7	14190012	042	UT	CB	01/01/2021	306T3656	WC	FRU6257	E	MILLER DARIN	01/12/2021	10/27/2022	22000060	19.67
AT7	13350	042	UT	CB	01/01/2009	306T3656	WC	A5V6169	E	PRITCHETT MIKE	2/11/2009	10/13/2022	22000111	19.59
AT7	12690002	042	UT	CB	01/01/2021	306T3656	WC	FSS2485	E	MORROW JOSHUA	04/18/2021	10/20/2022	22000045	19.55
AT7	10640	042	UT	CB	01/01/2016	306T3656	WC	ESL7571	E	BATES LAURIE	1/19/2016	11/10/2022	22000168	19.34
AT7	10640	042	UT	CB	01/01/2016	306T3656	WC	ESL7571	E	BATES LAURIE	1/19/2016	11/10/2022	22000169	19.34
AT7	16110400	042	UT	CB	01/01/2022	306T3656	WC	FXB6458	E	GARDNER BRADLEY G	8/10/2022	11/10/2022	22000008	19.29
AT7	16110400	042	UT	CB	01/01/2022	306T3656	WC	FXB6458	E	GARDNER BRADLEY G	8/10/2022	11/10/2022	22000009	19.29
AT7	16110400	042	UT	CB	01/01/2022	306T3656	WC	FXB6458	E	GARDNER BRADLEY G	8/10/2022	11/17/2022	22000013	19.29
AT7	16110400	042	UT	CB	01/01/2022	306T3656	WC	FXB6458	E	GARDNER BRADLEY G	8/10/2022	11/28/2022	22000014	19.29
AT7	11110	042	UT	CB	01/01/1989	306T4813	WC	A4J7066	E	JENSEN MICHAEL	4/25/1989	10/20/2022	22000178	19.19
AT7	11110	042	UT	CB	01/01/1989	306T4813	WC	A4J7066	E	JENSEN MICHAEL	4/25/1989	10/20/2022	22000179	19.19
AT7	11110	042	UT	CB	01/01/1989	306T4813	WC	A4J7066	E	JENSEN MICHAEL	4/25/1989	11/28/2022	22000181	19.19

**CSS Worker's Compensation Disbursements  
Oct 2022 to Nov 2022 - By Check Amount**

Client Code	Organization Code	Adjusting Office	State	Claim Designator	Policy Effective Date	Policy Number	Line	Claim Number	Payment Type	Claimant Name	Loss Date	Charge Date	Check Number	Check Amount
AT7	11110	042	UT	CB	01/01/1989	306T4813	WC	A4J7066	E	JENSEN MICHAEL	4/25/1989	11/28/2022	22000182	19.19
AT7	11640003	042	UT	CB	01/01/2022	306T3656	WC	FXL9511	E	RICHEY JEFFREY	10/11/2022	11/4/2022	68081905	19.18
AT7	14050003005	042	UT	CB	01/01/2022	306T3656	WC	FWK4212	E	PETERSON MASON	5/2/2022	10/27/2022	22000028	19.14
AT7	16080003003	042	UT	CB	01/01/2022	306T3656	WC	FXL4485	E	EARL DPARK	9/1/2022	10/6/2022	22000002	19.13
AT7	15130	042	UT	CB	01/01/2022	306T3656	WC	FXL2781	E	HOLMES BRET K	9/12/2022	11/17/2022	22000002	19.09
AT7	14580010	095	UT	CB	01/01/1999	306T4813	WC	A4J7037	E	HAMILTON CLARENCE	10/01/1999	10/20/2022	22000287	19.04
AT7	16080002003	095	UT	CM	01/01/2022	306T3656	WC	FXL7266	E	OLSON HARLEY	9/23/2022	11/17/2022	22000004	18.99
AT7	16080001003	095	UT	CM	01/01/2022	306T3656	WC	FWK8363	E	ERICKSON JACOB	5/22/2022	11/28/2022	22000040	18.99
AT7	16080002003	042	UT	CB	01/01/2022	306T3656	WC	FXW2614	E	PARKER STEADMAN	7/9/2022	11/28/2022	22000001	18.99
AT7	16080001001	042	UT	CB	01/01/2022	306T3656	WC	FXW3438	E	GREG VANDER WERFF	10/27/2022	11/28/2022	22000001	18.99
AT7	12510	095	UT	CM	01/01/2022	306T3656	WC	FXL9043	M	KADEN HELQUIST	5/20/2022	11/23/2022	68096750	18.82
AT7	14050001001	095	UT	CM	01/01/2022	306T3656	WC	FWK1488	E	JONES RICHARD K	04/19/2022	10/07/2022	68060950	18.70
AT7	11030005	042	UT	CB	01/01/2022	306T3656	WC	FVK9877	E	SCOTT JEFFREY	04/11/2022	10/13/2022	22000048	18.68
AT7	15610016	042	UT	CB	01/01/2010	306T3656	WC	EKT6413	E	MONEY STEVEN	8/11/2010	10/20/2022	22000133	18.65
AT7	15610016	042	UT	CB	01/01/2010	306T3656	WC	EKT6413	E	MONEY STEVEN	8/11/2010	11/17/2022	22000134	18.65
AT7	14010	042	UT	CB	01/01/2022	306T3656	WC	FXB0775	E	CHADD JAMES R	7/18/2022	11/3/2022	22000015	18.33
AT7	15320005	095	UT	CM	01/01/2022	306T3656	WC	FXL6796	E	SETH KBIRD	9/27/2022	10/20/2022	22000001	18.30
AT7	16080001001	095	UT	CM	01/01/2022	306T3656	WC	FWQ6950	E	SHIRVANI JASON	6/30/2022	10/6/2022	22000025	18.25
AT7	16080001002	095	UT	CM	01/01/2020	306T3656	WC	FRP7392	E	TAYLOR DARRAN	9/29/2020	10/13/2022	22000016	18.25
AT7	16080001002	095	UT	CM	01/01/2020	306T3656	WC	FRP7392	E	TAYLOR DARRAN	09/29/2020	10/13/2022	22000017	18.25
AT7	14890	042	UT	CB	01/01/2022	306T3656	WC	FXB3747	E	JENSEN DALLIN	8/2/2022	10/13/2022	22000013	18.25
AT7	16080003003	095	UT	CM	01/01/2022	306T3656	WC	FXL4805	E	MONICA SMITHEE	09/21/2022	10/13/2022	22000002	18.25
AT7	17950	042	UT	CB	01/01/2021	306T3656	WC	FTK4591	E	WILSON JACKIE	7/26/2021	10/20/2022	22000046	18.25
AT7	16080001001	095	UT	CM	01/01/2022	306T3656	WC	FWQ6950	E	SHIRVANI JASON	6/30/2022	10/20/2022	22000026	18.25
AT7	14010	042	UT	CB	01/01/2022	306T3656	WC	FXB0775	E	CHADD JAMES R	07/18/2022	10/20/2022	22000013	18.25
AT7	16080001003	095	UT	CM	01/01/2022	306T3656	WC	FWK8363	E	ERICKSON JACOB	05/22/2022	10/27/2022	22000031	18.25
AT7	14930003	042	UT	CB	01/01/2022	306T3656	WC	FXB5195	E	BOYLE COREY	8/6/2022	10/27/2022	22000006	18.25
AT7	16080001001	042	UT	CB	01/01/2022	306T3656	WC	FWQ6950	E	SHIRVANI JASON	6/30/2022	11/3/2022	22000034	18.25
AT7	16080003002	042	UT	CB	01/01/2022	306T3656	WC	FXB9978	E	HENDERSON MARK	8/26/2022	11/3/2022	22000009	18.25
AT7	16080003003	042	UT	CB	01/01/2022	306T3656	WC	FXL7607	E	SMITH DUSTIN	10/4/2022	11/3/2022	22000006	18.25
AT7	16080001001	095	UT	CM	01/01/2022	306T3656	WC	FXL9349	E	JAMES QUINN	10/11/2022	11/3/2022	22000001	18.25
AT7	16080002003	095	UT	CM	01/01/2022	306T3656	WC	FXL7266	E	OLSON HARLEY	9/23/2022	11/10/2022	22000003	18.25
AT7	16080001003	095	UT	CM	01/01/2022	306T3656	WC	FXB3213	E	COLLINS TIM	7/31/2022	11/17/2022	22000006	18.25
AT7	16080003004	042	UT	CB	01/01/2022	306T3656	WC	FVK9299	E	TAYLOR DARRAN	1/23/2022	11/28/2022	22000035	18.25
AT7	16080001003	095	UT	CM	01/01/2022	306T3656	WC	FWK8363	E	ERICKSON JACOB	5/22/2022	11/28/2022	22000038	18.25
AT7	16080001003	095	UT	CM	01/01/2022	306T3656	WC	FXB3738	E	PROKOPIS JUSTIN	8/2/2022	11/28/2022	22000005	18.25
AT7	12930002	095	UT	CM	01/01/2022	306T3656	WC	FXL0683	M	JED ATOWNSEND	8/31/2022	11/9/2022	68085743	18.14
AT7	16080001003	095	UT	CM	01/01/2022	306T3656	WC	FWK8363	E	ERICKSON JACOB	5/22/2022	10/6/2022	22000024	17.96
AT7	16080001003	095	UT	CM	01/01/2022	306T3656	WC	FWQ6530	E	JENSEN RYAN	4/16/2022	10/6/2022	22000003	17.96

**CSS Worker's Compensation Disbursements  
Oct 2022 to Nov 2022 - By Check Amount**

Client Code	Organization Code	Adjusting Office	State	Claim Designator	Policy Effective Date	Policy Number	Line	Claim Number	Payment Type	Claimant Name	Loss Date	Charge Date	Check Number	Check Amount
AT7	12480	042	UT	CB	01/01/2022	306T3656	WC	FWQ0804	E	MCCANDLESS DONALD	6/3/2022	11/17/2022	22000038	17.91
AT7	13030	042	UT	CB	01/01/2020	306T3656	WC	FQM2193	E	VANBEEKUM RON	8/2/2020	10/4/2022	68057085	17.90
AT7	13030	042	UT	CB	01/01/2020	306T3656	WC	FQM2193	E	VANBEEKUM RON	8/2/2020	11/9/2022	68084436	17.90
AT7	10750007	042	UT	CB	01/01/2022	306T3656	WC	FXL3296	E	CLONTZ LADEAN	9/9/2022	10/20/2022	22000001	17.89
AT7	12790	042	UT	CB	01/01/2022	306T3656	WC	FXB4598	E	BUSHMAN TREYSON V	6/22/2022	10/20/2022	22000002	17.78
AT7	15320001	095	UT	CM	01/01/2022	306T3656	WC	FXB5653	E	DYKENS SHAUN R	7/23/2022	11/28/2022	22000027	17.77
AT7	14050003005	042	UT	CB	01/01/2022	306T3656	WC	FWK4212	E	PETERSON MASON	5/2/2022	10/27/2022	22000025	17.76
AT7	14050003005	042	UT	CB	01/01/2022	306T3656	WC	FWK4212	E	PETERSON MASON	5/2/2022	11/17/2022	22000036	17.76
AT7	14050003005	042	UT	CB	01/01/2022	306T3656	WC	FWK4212	E	PETERSON MASON	5/2/2022	11/17/2022	22000037	17.76
AT7	14480007008	095	UT	CM	01/01/2022	306T3656	WC	FWQ4953	E	WILLIAMS SAVANAH	06/21/2022	10/13/2022	22000005	17.74
AT7	13660002001	095	UT	CM	01/01/2022	306T3656	WC	FWQ6248	E	GEDDES JAY	06/16/2022	10/27/2022	22000023	17.66
AT7	14340005	042	UT	CB	01/01/2012	306T3656	WC	ETX4308	E	RIKER HEATHER	07/18/2012	10/13/2022	22000042	17.62
AT7	12790	042	UT	CB	01/01/2022	306T3656	WC	FXL5697	E	COLBY DLAW	8/30/2022	10/20/2022	22000002	17.53
AT7	15530001	095	UT	CM	01/01/2022	306T3656	WC	FXW2233	E	DICK COATS	10/25/2022	11/17/2022	22000002	17.53
AT7	16080003002	042	UT	CB	01/01/2022	306T3656	WC	FXB9978	E	HENDERSON MARK	8/26/2022	10/6/2022	22000004	17.46
AT7	17950	042	UT	CB	01/01/2021	306T3656	WC	FTK4591	E	WILSON JACKIE	07/26/2021	10/20/2022	22000047	17.46
AT7	16080001001	095	UT	CM	01/01/2022	306T3656	WC	FWQ6950	E	SHIRVANI JASON	6/30/2022	10/5/2022	22000024	17.23
AT7	16560	042	UT	CB	01/01/2022	306T3656	WC	FXL0084	E	SAM HOWARD	8/24/2022	10/27/2022	22000001	17.11
AT7	11460	042	UT	CB	01/01/2022	306T3656	WC	FVC5842	E	BRAILSFORD LORETT	2/2/2022	10/27/2022	22000025	17.07
AT7	11310	042	UT	CB	01/01/2022	306T3656	WC	FXB4525	E	PACE MATTHEW	8/5/2022	10/27/2022	22000013	17.07
AT7	11460	042	UT	CB	01/01/2022	306T3656	WC	FVC5842	E	BRAILSFORD LORETT	2/2/2022	11/3/2022	22000029	17.07
AT7	12230008031	095	UT	CM	01/01/2022	306T3656	WC	FVC0373	E	CLARK KAREN	1/11/2022	11/17/2022	22000003	17.01
AT7	17870	095	UT	CM	01/01/2022	306T3656	WC	FXB6986	E	ZAZUETA ROXANNA	8/16/2022	10/27/2022	22000002	16.94
AT7	14050001001	042	UT	CB	01/01/2022	306T3656	WC	FXL6681	E	BACKMAN DARREN	9/26/2022	11/17/2022	22000006	16.94
AT7	16110230	042	UT	CB	01/01/2022	306T3656	WC	FWQ8080	M	JENNINGS NORMA J	7/1/2022	10/19/2022	68069734	16.82
AT7	13060002	095	UT	CM	01/01/2022	306T3656	WC	FXL6990	E	ARTHUR PARRY	9/29/2022	11/3/2022	22000001	16.80
AT7	16690016	095	UT	CM	01/01/2022	306T3656	WC	FXB0866	E	GRIFFIN JENIFER L	06/02/2022	10/27/2022	22000007	16.65
AT7	10640	042	UT	CB	01/01/2016	306T3656	WC	E5L7571	E	BATES LAURIE	01/19/2016	10/06/2022	22000163	16.64
AT7	10640	042	UT	CB	01/01/2016	306T3656	WC	E5L7571	E	BATES LAURIE	1/19/2016	11/3/2022	22000167	16.64
AT7	11640003	042	UT	CB	01/01/2022	306T3656	WC	FXB9539	E	WALTON BLAKE	8/27/2022	11/3/2022	22000010	16.60
AT7	12230004019	042	UT	CB	01/01/2021	306T3656	WC	FRU7894	E	COOK DARIN	2/3/2021	10/20/2022	22000072	16.56
AT7	12230004019	042	UT	CB	01/01/2021	306T3656	WC	FRU7894	E	COOK DARIN	02/03/2021	10/20/2022	22000073	16.56
AT7	11690007	095	UT	CM	01/01/2022	306T3656	WC	FXB7231	E	BROWN CODY	8/15/2022	10/6/2022	22000002	16.44
AT7	10750007	095	UT	CM	01/01/2022	306T3656	WC	FXL1479	E	YARRINGTON DAVID	09/01/2022	10/06/2022	22000003	16.44
AT7	13500005	095	UT	CM	01/01/2022	306T3656	WC	FXL2427	E	SWARTZEL LAURA	8/5/2022	11/17/2022	22000004	16.44
AT7	13230006001	095	UT	CM	01/01/2022	306T3656	WC	FWK9060	E	HUFFAKER KELLY	5/12/2022	11/10/2022	22000009	16.27
AT7	14260004	042	UT	CB	01/01/2022	306T3656	WC	FXL0472	E	KEARL COBY	8/30/2022	11/28/2022	22000013	16.27
AT7	13160001	095	UT	CM	01/01/2022	306T3656	WC	FXB6424	E	LANDON TWITCHELL	8/15/2022	11/3/2022	22000001	16.20
AT7	11910002	095	UT	CM	01/01/2022	306T3656	WC	FXB8664	E	TOBLER NICHOLAS	8/22/2022	10/13/2022	22000002	16.17

**CSS Worker's Compensation Disbursements  
Oct 2022 to Nov 2022 - By Check Amount**

Client Code	Organization Code	Adjusting Office	State	Claim Designator	Policy Effective Date	Policy Number	Line	Claim Number	Payment Type	Claimant Name	Loss Date	Charge Date	Check Number	Check Amount
AT7	14480022044	042	UT	CB	01/01/2022	306T3656	WC	FWQ2255	E	EPPERSON REBEKAH	6/9/2022	11/17/2022	22000017	16.14
AT7	10480008	095	UT	CM	01/01/2022	306T3656	WC	FXB5834	E	MAXFIELD JENNIFER	08/09/2022	10/27/2022	22000003	16.12
AT7	10020	095	UT	CM	01/01/2022	306T3656	WC	FWQ8837	E	SOLIS-GONZALEZ ER	4/21/2022	11/3/2022	22000003	16.00
AT7	14890	042	UT	CB	01/01/2022	306T3656	WC	FXB3747	E	JENSEN DALLIN	08/02/2022	10/13/2022	22000010	15.95
AT7	14890	042	UT	CB	01/01/2022	306T3656	WC	FXB3747	E	JENSEN DALLIN	8/2/2022	10/13/2022	22000012	15.95
AT7	14890	042	UT	CB	01/01/2022	306T3656	WC	FXB3747	E	JENSEN DALLIN	8/2/2022	10/20/2022	22000014	15.95
AT7	14890	042	UT	CB	01/01/2022	306T3656	WC	FXB3747	E	JENSEN DALLIN	8/2/2022	11/3/2022	22000015	15.95
AT7	14890	042	UT	CB	01/01/2022	306T3656	WC	FXB3747	E	JENSEN DALLIN	8/2/2022	11/17/2022	22000016	15.95
AT7	14890	042	UT	CB	01/01/2022	306T3656	WC	FXB3747	E	JENSEN DALLIN	8/2/2022	11/17/2022	22000017	15.95
AT7	14890	042	UT	CB	01/01/2022	306T3656	WC	FXB3747	E	JENSEN DALLIN	8/2/2022	11/17/2022	22000018	15.95
AT7	14890	042	UT	CB	01/01/2022	306T3656	WC	FXB3747	E	JENSEN DALLIN	8/2/2022	11/17/2022	22000019	15.95
AT7	14010	042	UT	CB	01/01/2022	306T3656	WC	FXB0775	M	CHADD JAMES R	07/18/2022	10/19/2022	68068913	15.88
AT7	12480	042	UT	CB	01/01/2022	306T3656	WC	FWQ0804	E	MCCANDLESS DONALD	6/3/2022	11/17/2022	22000037	15.76
AT7	12460007	095	UT	CM	01/01/2022	306T3656	WC	FXB2235	E	MALONE DANIEL	7/26/2022	11/3/2022	22000003	15.75
AT7	14480011018	042	UT	CB	01/01/2022	306T3656	WC	FXL5132	M	HEWARD MIKE	9/19/2022	10/19/2022	68069734	15.66
AT7	16080003003	042	UT	CB	01/01/2022	306T3656	WC	FXL7607	M	SMITH DUSTIN	10/4/2022	11/2/2022	68079819	15.66
AT7	14260004	042	UT	CB	01/01/2022	306T3656	WC	FXL0472	E	KEARL COBY	8/30/2022	10/13/2022	22000009	15.55
AT7	14580010	042	UT	CB	01/01/2019	306T3656	WC	FKV9107	E	MANNING AMMON	1/7/2019	10/13/2022	22000112	15.48
AT7	12480	042	UT	CB	01/01/2022	306T3656	WC	FWQ0804	E	MCCANDLESS DONALD	6/3/2022	11/28/2022	22000039	15.48
AT7	13500002	095	UT	CM	01/01/2022	306T3656	WC	FWK8747	E	PACHECO RICHARD	5/24/2022	11/28/2022	22000008	15.45
AT7	13230006001	042	UT	CB	01/01/2022	306T3656	WC	FWK5249	E	PERRY JONATHAN	5/3/2022	11/3/2022	22000021	15.41
AT7	12460008	042	UT	CB	01/01/2021	306T3656	WC	FUB5498	E	HAWKS DEBRA	11/19/2021	11/10/2022	22000063	15.39
AT7	14640020	042	UT	CB	01/01/2022	306T3656	WC	FXL2110	E	MCKEE MITCHELL	9/7/2022	11/10/2022	22000005	15.37
AT7	13980014	042	UT	CB	01/01/2021	306T3656	WC	FUB6482	E	MCBRIDE TRAVIS	11/17/2021	10/13/2022	22000034	15.36
AT7	11030001	042	UT	CB	01/01/2022	306T3656	WC	FWQ1348	E	GLENN CHASITY	6/2/2022	11/17/2022	22000021	15.36
AT7	14740003	042	UT	CB	01/01/2021	306T3656	WC	FTA3397	E	OBRAY TANNER	6/11/2021	10/13/2022	22000050	15.27
AT7	15320001	042	UT	CB	01/01/2022	306T3656	WC	FXW0535	E	MADISON LBLACKHAM	7/14/2022	11/28/2022	22000002	15.27
AT7	14050003005	042	UT	CB	01/01/2022	306T3656	WC	FWK4212	E	PETERSON MASON	5/2/2022	11/9/2022	22000031	15.25
AT7	13020009	042	UT	CB	01/01/2021	306T3656	WC	FUB9345	E	JOHNSON RANDY L	12/10/2021	10/06/2022	22000065	15.19
AT7	13020009	042	UT	CB	01/01/2021	306T3656	WC	FUB9345	E	JOHNSON RANDY L	12/10/2021	10/13/2022	22000070	15.19
AT7	10480002	095	UT	CM	01/01/2022	306T3656	WC	FXW1266	M	TAYLOR COX	10/9/2022	11/30/2022	68101423	15.19
AT7	12460008	042	UT	CB	01/01/2021	306T3656	WC	FUB5498	E	HAWKS DEBRA	11/19/2021	11/17/2022	22000064	15.04
AT7	12790	095	UT	CM	01/01/2022	306T3656	WC	FWK9942	E	STEADMAN WILLIAM	05/31/2022	10/13/2022	22000010	15.01
AT7	13200008	095	UT	CM	01/01/2022	306T3656	WC	FXB7588	E	CALL SCOTT J	8/18/2022	11/10/2022	22000002	14.95
AT7	11030005	042	UT	CB	01/01/2022	306T3656	WC	FVK9877	E	SCOTT JEFFREY	4/11/2022	10/13/2022	22000047	14.93
AT7	11030005	042	UT	CB	01/01/2022	306T3656	WC	FVK9877	E	SCOTT JEFFREY	04/11/2022	10/13/2022	22000049	14.93
AT7	11030005	042	UT	CB	01/01/2022	306T3656	WC	FVK9877	E	SCOTT JEFFREY	4/11/2022	10/20/2022	22000051	14.93
AT7	11030005	042	UT	CB	01/01/2022	306T3656	WC	FVK9877	E	SCOTT JEFFREY	4/11/2022	10/20/2022	22000052	14.93
AT7	11030005	042	UT	CB	01/01/2022	306T3656	WC	FVK9877	E	SCOTT JEFFREY	4/11/2022	11/3/2022	22000056	14.93



**CSS Worker's Compensation Disbursements  
Oct 2022 to Nov 2022 - By Check Amount**

Client Code	Organization Code	Adjusting Office	State	Claim Designator	Policy Effective Date	Policy Number	Line	Claim Number	Payment Type	Claimant Name	Loss Date	Charge Date	Check Number	Check Amount
AT7	13980008	095	UT	CM	01/01/2022	306T3656	WC	FWK7861	E	DECENA ANTONIO	05/18/2022	10/06/2022	22000002	14.81
AT7	12060	042	UT	CB	01/01/2022	306T3656	WC	FWQ3082	E	SHUPE RUSTIN	06/09/2022	10/13/2022	22000002	14.78
AT7	11030001	042	UT	CB	01/01/2022	306T3656	WC	FWQ1348	E	GLENN CHASITY	6/2/2022	11/10/2022	22000019	14.76
AT7	11310	042	UT	CB	01/01/2022	306T3656	WC	FXB4525	E	PACE MATTHEW	8/5/2022	10/27/2022	22000012	14.72
AT7	13660003	042	UT	CB	01/01/2022	306T3656	WC	FWK8509	E	LUERA DERRICK	5/23/2022	10/26/2022	22000041	14.71
AT7	12460008	042	UT	CB	01/01/2021	306T3656	WC	FUB5498	E	HAWKS DEBRA	11/19/2021	11/10/2022	22000062	14.71
AT7	10020	095	UT	CM	01/01/2022	306T3656	WC	FWQ8837	M	ERICK SOLIS-GONZA	4/21/2022	10/5/2022	68059622	14.50
AT7	16140003	095	UT	CM	01/01/2022	306T3656	WC	FWK6368	M	THOMASON RANDY M	5/11/2022	11/9/2022	68085849	14.50
AT7	11310	042	UT	CB	01/01/2022	306T3656	WC	FXB4525	M	PACE MATTHEW	8/5/2022	11/16/2022	68091251	14.50
AT7	12110003	042	UT	CB	01/01/2022	306T3656	WC	FXL9380	E	CLAY CAMPBELL	10/6/2022	11/10/2022	22000002	14.49
AT7	14480022030	095	UT	CM	01/01/2022	306T3656	WC	FXB6681	E	JACKSON AMBER	8/13/2022	10/6/2022	22000003	14.46
AT7	12460001	042	UT	CB	01/01/2021	306T3656	WC	FTQ4589	E	FORSYTH ROBBIN	9/22/2021	11/3/2022	22000023	14.40
AT7	16080003003	042	UT	CB	01/01/2022	306T3656	WC	FVK1708	E	FLYGARE TYLER	3/3/2022	10/6/2022	22000043	14.37
AT7	12230004019	042	UT	CB	01/01/2021	306T3656	WC	FRU7894	E	COOK DARIN	2/3/2021	11/22/2022	22000084	14.31
AT7	16080003004	042	UT	CB	01/01/2022	306T3656	WC	FVK9299	E	TAYLOR DARRAN	1/23/2022	10/27/2022	22000028	14.24
AT7	11030002	042	UT	CB	01/01/2022	306T3656	WC	FVK1229	M	FORBES CHARLES	3/1/2022	10/27/2022	02398777	14.21
AT7	14190013	095	UT	CM	01/01/2022	306T3656	WC	FXW3762	E	SARAH HALLER	10/21/2022	11/17/2022	22000001	14.19
AT7	13020009	042	UT	CB	01/01/2022	306T3656	WC	FXL0453	E	COOK STETSON	8/30/2022	10/19/2022	22000007	14.08
AT7	14580010	042	UT	CB	01/01/2019	306T3656	WC	FKV9107	E	MANNING AMMON	1/7/2019	11/17/2022	22000115	14.06
AT7	13510003	042	UT	CB	01/01/2022	306T3656	WC	FXB4101	E	KILPATRICK DREW	8/3/2022	10/20/2022	22000020	13.98
AT7	10640	042	UT	CB	01/01/2016	306T3656	WC	ESL7571	E	BATES LAURIE	1/19/2016	11/28/2022	22000170	13.98
AT7	14340005	042	UT	CB	01/01/2012	306T3656	WC	ETX4308	M	RIKER HEATHER	7/18/2012	10/12/2022	68064565	13.75
AT7	16080001003	095	UT	CM	01/01/2022	306T3656	WC	FWK8363	E	ERICKSON JACOB	5/22/2022	11/23/2022	22000037	13.74
AT7	14050003005	042	UT	CB	01/01/2022	306T3656	WC	FWK4212	E	PETERSON MASON	5/2/2022	10/27/2022	22000026	13.62
AT7	14050003005	042	UT	CB	01/01/2022	306T3656	WC	FWK4212	E	PETERSON MASON	5/2/2022	10/27/2022	22000027	13.62
AT7	16080003003	042	UT	CB	01/01/2022	306T3656	WC	FVK1708	E	FLYGARE TYLER	3/3/2022	10/6/2022	22000041	13.41
AT7	12480	042	UT	CB	01/01/2022	306T3656	WC	FWQ0804	E	MCCANDLESS DONALD	06/03/2022	10/13/2022	22000032	13.41
AT7	13510003	042	UT	CB	01/01/2022	306T3656	WC	FXB4101	E	KILPATRICK DREW	08/03/2022	10/27/2022	22000022	13.41
AT7	16110411	042	UT	CB	01/01/2020	306T3656	WC	FQV2586	E	LAPRAY ROSS G	9/14/2020	11/10/2022	22000032	13.41
AT7	12060	042	UT	CB	01/01/2022	306T3656	WC	FWQ0607	E	TURNER LACY	6/2/2022	10/20/2022	22000007	13.38
AT7	12060	042	UT	CB	01/01/2022	306T3656	WC	FWQ0607	E	TURNER LACY	6/2/2022	10/20/2022	22000008	13.38
AT7	12060	042	UT	CB	01/01/2022	306T3656	WC	FWQ0607	E	TURNER LACY	6/2/2022	10/20/2022	22000009	13.38
AT7	12060	042	UT	CB	01/01/2022	306T3656	WC	FWQ0607	E	TURNER LACY	06/02/2022	10/20/2022	22000010	13.38
AT7	16110510	095	UT	CM	01/01/2022	306T3656	WC	FXB6678	E	TABOR TIMOTHY W	8/15/2022	10/5/2022	22000007	13.35
AT7	13510003	042	UT	CB	01/01/2022	306T3656	WC	FXB4101	E	KILPATRICK DREW	08/03/2022	10/13/2022	22000018	13.34
AT7	16080001003	095	UT	CM	01/01/2022	306T3656	WC	FWK8363	E	ERICKSON JACOB	5/22/2022	11/23/2022	22000036	13.31
AT7	16080003003	042	UT	CB	01/01/2022	306T3656	WC	FVK1708	E	FLYGARE TYLER	3/3/2022	10/20/2022	22000049	13.25
AT7	16080003003	042	UT	CB	01/01/2022	306T3656	WC	FVK1708	E	FLYGARE TYLER	03/03/2022	10/20/2022	22000050	13.25
AT7	16080003003	042	UT	CB	01/01/2022	306T3656	WC	FVK1708	E	FLYGARE TYLER	3/3/2022	10/20/2022	22000051	13.25

**CSS Worker's Compensation Disbursements  
Oct 2022 to Nov 2022 - By Check Amount**

Client Code	Organization Code	Adjusting Office	State	Claim Designator	Policy Effective Date	Policy Number	Line	Claim Number	Payment Type	Claimant Name	Loss Date	Charge Date	Check Number	Check Amount
AT7	11030001	042	UT	CB	01/01/2022	306T3656	WC	FWQ1348	E	GLENN CHASITY	6/2/2022	11/10/2022	22000016	13.13
AT7	16080003003	042	UT	CB	01/01/2022	306T3656	WC	FVK1708	E	FLYGARE TYLER	3/3/2022	10/6/2022	22000040	13.06
AT7	16080003003	042	UT	CB	01/01/2022	306T3656	WC	FVK1708	E	FLYGARE TYLER	3/3/2022	10/6/2022	22000042	13.06
AT7	16080003003	042	UT	CB	01/01/2022	306T3656	WC	FVK1708	E	FLYGARE TYLER	3/3/2022	10/6/2022	22000044	13.06
AT7	12830	042	UT	CB	01/01/2022	306T3656	WC	FWK9510	E	ROWSER TYLER	5/29/2022	10/6/2022	22000027	13.06
AT7	12830	042	UT	CB	01/01/2022	306T3656	WC	FWK9510	E	ROWSER TYLER	05/29/2022	10/06/2022	22000028	13.06
AT7	16080003003	042	UT	CB	01/01/2022	306T3656	WC	FVK1708	E	FLYGARE TYLER	3/3/2022	10/13/2022	22000047	13.06
AT7	16080003003	042	UT	CB	01/01/2022	306T3656	WC	FVK1708	E	FLYGARE TYLER	03/03/2022	10/13/2022	22000048	13.06
AT7	12830	042	UT	CB	01/01/2022	306T3656	WC	FWK9510	E	ROWSER TYLER	05/29/2022	10/13/2022	22000029	13.06
AT7	12830	042	UT	CB	01/01/2022	306T3656	WC	FWK9510	E	ROWSER TYLER	5/29/2022	10/13/2022	22000030	13.06
AT7	12830	042	UT	CB	01/01/2022	306T3656	WC	FWK9510	E	ROWSER TYLER	5/29/2022	10/13/2022	22000031	13.06
AT7	13510003	042	UT	CB	01/01/2022	306T3656	WC	FXB4101	E	KILPATRICK DREW	8/3/2022	10/13/2022	22000013	13.06
AT7	13510003	042	UT	CB	01/01/2022	306T3656	WC	FXB4101	E	KILPATRICK DREW	8/3/2022	10/13/2022	22000014	13.06
AT7	13510003	042	UT	CB	01/01/2022	306T3656	WC	FXB4101	E	KILPATRICK DREW	08/03/2022	10/13/2022	22000015	13.06
AT7	13510003	042	UT	CB	01/01/2022	306T3656	WC	FXB4101	E	KILPATRICK DREW	8/3/2022	10/13/2022	22000016	13.06
AT7	13510003	042	UT	CB	01/01/2022	306T3656	WC	FXB4101	E	KILPATRICK DREW	08/03/2022	10/13/2022	22000019	13.06
AT7	14260004	042	UT	CB	01/01/2022	306T3656	WC	FXL0472	E	KEARL COBY	08/30/2022	10/13/2022	22000008	13.06
AT7	14260004	042	UT	CB	01/01/2022	306T3656	WC	FXL0472	E	KEARL COBY	8/30/2022	10/20/2022	22000010	13.06
AT7	14260004	042	UT	CB	01/01/2022	306T3656	WC	FXL0472	E	KEARL COBY	8/30/2022	10/27/2022	22000011	13.06
AT7	14260004	042	UT	CB	01/01/2022	306T3656	WC	FXL0472	E	KEARL COBY	08/30/2022	10/27/2022	22000012	13.06
AT7	16080003003	042	UT	CB	01/01/2022	306T3656	WC	FVK1708	E	FLYGARE TYLER	3/3/2022	11/3/2022	22000052	13.06
AT7	16080003003	042	UT	CB	01/01/2022	306T3656	WC	FVK1708	E	FLYGARE TYLER	3/3/2022	11/10/2022	22000053	13.06
AT7	16080003003	042	UT	CB	01/01/2022	306T3656	WC	FVK1708	E	FLYGARE TYLER	3/3/2022	11/17/2022	22000054	13.06
AT7	12830	042	UT	CB	01/01/2022	306T3656	WC	FWK9510	E	ROWSER TYLER	5/29/2022	11/17/2022	22000034	13.06
AT7	12830	042	UT	CB	01/01/2022	306T3656	WC	FWK9510	E	ROWSER TYLER	5/29/2022	11/28/2022	22000035	13.06
AT7	12830	042	UT	CB	01/01/2022	306T3656	WC	FWK9510	E	ROWSER TYLER	5/29/2022	11/28/2022	22000036	13.06
AT7	12830	042	UT	CB	01/01/2022	306T3656	WC	FWK9510	E	ROWSER TYLER	5/29/2022	11/28/2022	22000037	13.06
AT7	12830	042	UT	CB	01/01/2022	306T3656	WC	FWK9510	E	ROWSER TYLER	5/29/2022	11/28/2022	22000038	13.06
AT7	12830	042	UT	CB	01/01/2022	306T3656	WC	FWK9510	E	ROWSER TYLER	5/29/2022	11/28/2022	22000039	13.06
AT7	16690016	095	UT	CM	01/01/2022	306T3656	WC	FXB0866	M	GRIFFIN JENIFER L	06/02/2022	10/19/2022	68067360	13.04
AT7	16080001003	095	UT	CM	01/01/2022	306T3656	WC	FWK8363	M	ERICKSON JACOB	5/22/2022	11/30/2022	68100146	12.99
AT7	13510003	042	UT	CB	01/01/2022	306T3656	WC	FXB4101	E	KILPATRICK DREW	8/3/2022	10/6/2022	22000011	12.97
AT7	15130	042	UT	CB	01/01/2022	306T3656	WC	FXL4487	M	CHANDLER JOANN	8/31/2022	11/28/2022	02408409	12.91
AT7	16080003004	042	UT	CB	01/01/2022	306T3656	WC	FVK9299	E	TAYLOR DARRAN	1/23/2022	11/10/2022	22000031	12.90
AT7	16080001003	095	UT	CM	01/01/2022	306T3656	WC	FWK8363	E	ERICKSON JACOB	5/22/2022	10/6/2022	22000023	12.87
AT7	16080001003	095	UT	CM	01/01/2022	306T3656	WC	FWK8363	E	ERICKSON JACOB	5/22/2022	10/20/2022	22000027	12.87
AT7	12230004019	042	UT	CB	01/01/2021	306T3656	WC	FRU7894	E	COOK DARIN	2/3/2021	10/20/2022	22000071	12.78
AT7	12230004019	042	UT	CB	01/01/2021	306T3656	WC	FRU7894	E	COOK DARIN	2/3/2021	11/17/2022	22000081	12.78
AT7	12230004019	042	UT	CB	01/01/2021	306T3656	WC	FRU7894	E	COOK DARIN	2/3/2021	11/22/2022	22000085	12.78

## CSS Worker's Compensation Disbursements Oct 2022 to Nov 2022 - By Check Amount

Client Code	Organization Code	Adjusting Office	State	Claim Designator	Policy Effective Date	Policy Number	Line	Claim Number	Payment Type	Claimant Name	Loss Date	Charge Date	Check Number	Check Amount
AT7	11520	095	UT	CM	01/01/2022	306T3656	WC	FKV7230	E	CHILDS RICKY	3/30/2022	11/28/2022	22000004	12.78
AT7	13580	042	UT	CB	01/01/2021	306T3656	WC	FRU2531	E	NAKAI RITA	01/05/2021	10/06/2022	22000056	12.74
AT7	12690004	042	UT	CB	01/01/2022	306T3656	WC	FWK9974	E	PARK EDWIN	5/26/2022	10/27/2022	22000007	12.72
AT7	15320001	095	UT	CM	01/01/2022	306T3656	WC	FWQ1765	E	HOLT SENICCA A	5/6/2022	10/6/2022	22000016	12.71
AT7	15320001	095	UT	CM	01/01/2022	306T3656	WC	FXB5653	E	DYKENS SHAUN R	7/23/2022	10/6/2022	22000011	12.71
AT7	15320001	095	UT	CM	01/01/2022	306T3656	WC	FXB5653	E	DYKENS SHAUN R	07/23/2022	10/06/2022	22000012	12.71
AT7	15320001	095	UT	CM	01/01/2022	306T3656	WC	FWQ1765	E	HOLT SENICCA A	5/6/2022	10/13/2022	22000017	12.71
AT7	14480022044	042	UT	CB	01/01/2022	306T3656	WC	FWQ2255	E	EPPERSON REBEKAH	06/09/2022	10/13/2022	22000012	12.71
AT7	15320001	095	UT	CM	01/01/2022	306T3656	WC	FXB5653	E	DYKENS SHAUN R	07/23/2022	10/13/2022	22000015	12.71
AT7	15320001	095	UT	CM	01/01/2022	306T3656	WC	FXB5653	E	DYKENS SHAUN R	07/23/2022	10/13/2022	22000020	12.71
AT7	14480022044	042	UT	CB	01/01/2022	306T3656	WC	FWQ2255	E	EPPERSON REBEKAH	6/9/2022	11/3/2022	22000015	12.71
AT7	14480022044	042	UT	CB	01/01/2022	306T3656	WC	FWQ2255	E	EPPERSON REBEKAH	6/9/2022	11/10/2022	22000016	12.71
AT7	15320001	095	UT	CM	01/01/2022	306T3656	WC	FXB5653	E	DYKENS SHAUN R	7/23/2022	11/10/2022	22000024	12.71
AT7	15320001	095	UT	CM	01/01/2022	306T3656	WC	FXB5653	E	DYKENS SHAUN R	7/23/2022	11/10/2022	22000025	12.71
AT7	11640003	042	UT	CB	01/01/2022	306T3656	WC	FXB9539	E	WALTON BLAKE	8/27/2022	11/28/2022	22000019	12.71
AT7	14140006	042	UT	CB	01/01/2022	306T3656	WC	FXB5750	E	PALMER JACOB	8/9/2022	11/17/2022	22000008	12.70
AT7	13180	042	UT	CB	01/01/2022	306T3656	WC	FWQ4478	E	HINCKLEY AUSTIN	6/14/2022	10/20/2022	22000009	12.67
AT7	10030002	095	UT	CM	01/01/2022	306T3656	WC	FXL2495	E	JOSHUA CLUFF	9/11/2022	10/20/2022	22000002	12.63
AT7	15320001	095	UT	CM	01/01/2022	306T3656	WC	FXB5653	E	DYKENS SHAUN R	07/23/2022	10/06/2022	22000010	12.62
AT7	16080003004	042	UT	CB	01/01/2022	306T3656	WC	FVK9299	E	TAYLOR DARRAN	1/23/2022	11/3/2022	22000030	12.62
AT7	14480022044	042	UT	CB	01/01/2022	306T3656	WC	FWQ2255	E	EPPERSON REBEKAH	6/9/2022	11/3/2022	22000014	12.62
AT7	16080003004	042	UT	CB	01/01/2022	306T3656	WC	FVK9299	E	TAYLOR DARRAN	1/23/2022	11/17/2022	22000033	12.62
AT7	14480022044	042	UT	CB	01/01/2022	306T3656	WC	FWQ2255	E	EPPERSON REBEKAH	6/9/2022	11/28/2022	22000019	12.62
AT7	14480022044	042	UT	CB	01/01/2022	306T3656	WC	FWQ2255	E	EPPERSON REBEKAH	6/9/2022	11/28/2022	22000020	12.62
AT7	15320001	095	UT	CM	01/01/2022	306T3656	WC	FXB5653	E	DYKENS SHAUN R	7/23/2022	11/28/2022	22000029	12.62
AT7	11490022007	095	UT	CM	01/01/2022	306T3656	WC	FWQ1242	E	BREWER AUSTIN	6/5/2022	11/28/2022	22000004	12.54
AT7	14010	042	UT	CB	01/01/2022	306T3656	WC	FXB0775	E	CHADD JAMES R	07/18/2022	10/06/2022	22000010	12.52
AT7	16080001003	095	UT	CM	01/01/2022	306T3656	WC	FWK8363	E	ERICKSON JACOB	5/22/2022	10/13/2022	22000025	12.52
AT7	16080001003	095	UT	CM	01/01/2022	306T3656	WC	FWK8363	E	ERICKSON JACOB	05/22/2022	10/13/2022	22000026	12.52
AT7	14010	042	UT	CB	01/01/2022	306T3656	WC	FXB0775	E	CHADD JAMES R	07/18/2022	10/13/2022	22000012	12.52
AT7	16080001003	095	UT	CM	01/01/2022	306T3656	WC	FWK8363	E	ERICKSON JACOB	5/22/2022	10/27/2022	22000030	12.52
AT7	16080001003	095	UT	CM	01/01/2022	306T3656	WC	FWK8363	E	ERICKSON JACOB	5/22/2022	10/6/2022	22000022	12.43
AT7	14930002	042	UT	CB	01/01/2022	306T3656	WC	FVK6954	E	FILLER JOHN	3/28/2022	10/13/2022	22000030	12.43
AT7	13660002001	095	UT	CM	01/01/2022	306T3656	WC	FWQ6248	E	GEDDES JAY	6/16/2022	10/13/2022	22000018	12.43
AT7	16080001003	095	UT	CM	01/01/2022	306T3656	WC	FWK8363	E	ERICKSON JACOB	5/22/2022	10/20/2022	22000028	12.43
AT7	13660002001	095	UT	CM	01/01/2022	306T3656	WC	FWQ6248	E	GEDDES JAY	6/16/2022	10/20/2022	22000019	12.43
AT7	13660002001	095	UT	CM	01/01/2022	306T3656	WC	FWQ6248	E	GEDDES JAY	6/16/2022	10/20/2022	22000020	12.43
AT7	13660002001	095	UT	CM	01/01/2022	306T3656	WC	FWQ6248	E	GEDDES JAY	6/16/2022	10/20/2022	22000021	12.43
AT7	13660002001	095	UT	CM	01/01/2022	306T3656	WC	FWQ6248	E	GEDDES JAY	06/16/2022	10/20/2022	22000022	12.43

**CSS Worker's Compensation Disbursements  
Oct 2022 to Nov 2022 - By Check Amount**

Client Code	Organization Code	Adjusting Office	State	Claim Designator	Policy Effective Date	Policy Number	Line	Claim Number	Payment Type	Claimant Name	Loss Date	Charge Date	Check Number	Check Amount
AT7	14930002	042	UT	CB	01/01/2022	306T3656	WC	FVK6954	E	FILLER JOHN	3/28/2022	10/27/2022	22000031	12.43
AT7	15320005	095	UT	CM	01/01/2022	306T3656	WC	FXL6796	E	SETH KBIRD	9/27/2022	10/27/2022	22000002	12.43
AT7	14930002	042	UT	CB	01/01/2022	306T3656	WC	FVK6954	E	FILLER JOHN	3/28/2022	11/3/2022	22000032	12.43
AT7	16080001003	095	UT	CM	01/01/2022	306T3656	WC	FWK8363	E	ERICKSON JACOB	5/22/2022	11/3/2022	22000032	12.43
AT7	11640003	042	UT	CB	01/01/2022	306T3656	WC	FXB9539	E	WALTON BLAKE	8/27/2022	11/3/2022	22000011	12.43
AT7	14930002	042	UT	CB	01/01/2022	306T3656	WC	FVK6954	E	FILLER JOHN	3/28/2022	11/10/2022	22000033	12.43
AT7	11030001	042	UT	CB	01/01/2022	306T3656	WC	FWQ1348	E	GLENN CHASITY	6/2/2022	11/10/2022	22000013	12.43
AT7	11030001	042	UT	CB	01/01/2022	306T3656	WC	FWQ1348	E	GLENN CHASITY	6/2/2022	11/10/2022	22000014	12.43
AT7	11030001	042	UT	CB	01/01/2022	306T3656	WC	FWQ1348	E	GLENN CHASITY	6/2/2022	11/10/2022	22000015	12.43
AT7	13660002001	095	UT	CM	01/01/2022	306T3656	WC	FWQ6248	E	GEDDES JAY	6/16/2022	11/10/2022	22000026	12.43
AT7	13660002001	095	UT	CM	01/01/2022	306T3656	WC	FWQ6248	E	GEDDES JAY	6/16/2022	11/10/2022	22000027	12.43
AT7	13660002001	095	UT	CM	01/01/2022	306T3656	WC	FWQ6248	E	GEDDES JAY	6/16/2022	11/10/2022	22000028	12.43
AT7	13660002001	095	UT	CM	01/01/2022	306T3656	WC	FWQ6248	E	GEDDES JAY	6/16/2022	11/10/2022	22000029	12.43
AT7	11640003	042	UT	CB	01/01/2022	306T3656	WC	FXB9539	E	WALTON BLAKE	8/27/2022	11/10/2022	22000012	12.43
AT7	11640003	042	UT	CB	01/01/2022	306T3656	WC	FXB9539	E	WALTON BLAKE	8/27/2022	11/10/2022	22000013	12.43
AT7	14930002	042	UT	CB	01/01/2022	306T3656	WC	FVK6954	E	FILLER JOHN	3/28/2022	11/17/2022	22000035	12.43
AT7	11030001	042	UT	CB	01/01/2022	306T3656	WC	FWQ1348	E	GLENN CHASITY	6/2/2022	11/17/2022	22000020	12.43
AT7	13660002001	095	UT	CM	01/01/2022	306T3656	WC	FWQ6248	E	GEDDES JAY	6/16/2022	11/17/2022	22000030	12.43
AT7	11640003	042	UT	CB	01/01/2022	306T3656	WC	FXB9539	E	WALTON BLAKE	8/27/2022	11/17/2022	22000016	12.43
AT7	11640003	042	UT	CB	01/01/2022	306T3656	WC	FXB9539	E	WALTON BLAKE	8/27/2022	11/17/2022	22000017	12.43
AT7	13660002001	095	UT	CM	01/01/2022	306T3656	WC	FWQ6248	E	GEDDES JAY	6/16/2022	11/22/2022	22000031	12.43
AT7	14930002	042	UT	CB	01/01/2022	306T3656	WC	FVK6954	E	FILLER JOHN	3/28/2022	11/28/2022	22000036	12.43
AT7	13660002001	095	UT	CM	01/01/2022	306T3656	WC	FWQ6248	E	GEDDES JAY	6/16/2022	11/28/2022	22000032	12.43
AT7	13660002001	095	UT	CM	01/01/2022	306T3656	WC	FWQ6248	E	GEDDES JAY	6/16/2022	11/28/2022	22000033	12.43
AT7	11030001	042	UT	CB	01/01/2022	306T3656	WC	FWQ1348	E	GLENN CHASITY	6/2/2022	11/10/2022	22000017	12.33
AT7	11030001	042	UT	CB	01/01/2022	306T3656	WC	FWQ1348	E	GLENN CHASITY	6/2/2022	11/10/2022	22000018	12.33
AT7	16110411	042	UT	CB	01/01/2020	306T3656	WC	FQV2586	E	LAPRAY ROSS G	9/14/2020	11/10/2022	22000031	12.27
AT7	16140003	042	UT	CB	01/01/2019	306T3656	WC	FMP7200	E	RICKS CURTIS W	7/31/2019	11/3/2022	22000053	12.12
AT7	16140003	042	UT	CB	01/01/2019	306T3656	WC	FMP7200	E	RICKS CURTIS W	7/31/2019	11/10/2022	22000054	12.12
AT7	16080001003	095	UT	CM	01/01/2022	306T3656	WC	FWK8363	E	ERICKSON JACOB	5/22/2022	11/23/2022	22000035	12.12
AT7	16140003	042	UT	CB	01/01/2019	306T3656	WC	FMP7200	E	RICKS CURTIS W	7/31/2019	11/28/2022	22000056	12.12
AT7	16080001001	095	UT	CM	01/01/2022	306T3656	WC	FWQ6950	E	SHIRVANI JASON	6/30/2022	10/26/2022	22000027	12.02
AT7	14050003005	042	UT	CB	01/01/2022	306T3656	WC	FWK4212	E	PETERSON MASON	05/02/2022	10/06/2022	22000023	12.01
AT7	16080003003	042	UT	CB	01/01/2022	306T3656	WC	FWQ8353	E	ELLINGSON BRADEN	07/08/2022	10/27/2022	22000006	11.93
AT7	14660002	095	UT	CM	01/01/2022	306T3656	WC	FXB8084	E	WATERFALL ADALENA	8/17/2022	10/27/2022	22000002	11.93
AT7	13510003	042	UT	CB	01/01/2022	306T3656	WC	FXB4101	E	KILPATRICK DREW	8/3/2022	10/13/2022	22000017	11.84
AT7	13510003	042	UT	CB	01/01/2022	306T3656	WC	FXB4101	E	KILPATRICK DREW	8/3/2022	10/20/2022	22000021	11.84
AT7	11030001	042	UT	CB	01/01/2022	306T3656	WC	FWQ1348	E	GLENN CHASITY	6/2/2022	11/10/2022	22000012	11.82
AT7	14640020	042	UT	CB	01/01/2021	306T3656	WC	FTK8634	E	LLOYD DAKOTA J	8/24/2021	10/5/2022	22000004	11.69

## CSS Worker's Compensation Disbursements Oct 2022 to Nov 2022 - By Check Amount

Client Code	Organization Code	Adjusting Office	State	Claim Designator	Policy Effective Date	Policy Number	Line	Claim Number	Payment Type	Claimant Name	Loss Date	Charge Date	Check Number	Check Amount
AT7	16690016	095	UT	CM	01/01/2022	306T3656	WC	FXB0866	E	GRIFFIN JENIFER L	6/2/2022	10/26/2022	22000006	11.69
AT7	16080003003	042	UT	CB	01/01/2022	306T3656	WC	FXL7607	E	SMITH DUSTIN	10/4/2022	11/2/2022	22000004	11.69
AT7	11030005	042	UT	CB	01/01/2022	306T3656	WC	FBK9877	E	SCOTT JEFFREY	4/11/2022	11/3/2022	22000055	11.68
AT7	16080003002	042	UT	CB	01/01/2022	306T3656	WC	FXB9978	M	HENDERSON MARK	08/26/2022	10/05/2022	68058738	11.60
AT7	16080001005	042	UT	CB	01/01/2022	306T3656	WC	FWK2634	E	ROSS TODD	04/07/2022	10/27/2022	22000025	11.54
AT7	13660003	095	UT	CM	01/01/2022	306T3656	WC	FVC5387	E	DAVIS JESSE	1/24/2022	11/3/2022	22000005	11.48
AT7	11030001	042	UT	CB	01/01/2022	306T3656	WC	FWQ1348	E	GLENN CHASITY	6/2/2022	10/20/2022	22000009	11.44
AT7	12510	095	UT	CM	01/01/2022	306T3656	WC	FXL9043	E	KADEN HELQUIST	5/20/2022	11/28/2022	22000001	11.44
AT7	16140003	042	UT	CB	01/01/2019	306T3656	WC	FMP7200	E	RICKS CURTIS W	7/31/2019	11/10/2022	22000055	11.35
AT7	16080002003	095	UT	CM	01/01/2022	306T3656	WC	FXL7266	E	OLSON HARLEY	9/23/2022	11/28/2022	22000005	11.33
AT7	14050003005	042	UT	CB	01/01/2022	306T3656	WC	FWK4212	E	PETERSON MASON	05/02/2022	10/05/2022	22000022	11.29
AT7	16110510	095	UT	CM	01/01/2022	306T3656	WC	FXB6678	E	TABOR TIMOTHY W	8/15/2022	10/19/2022	22000010	11.29
AT7	16080001003	042	UT	CB	01/01/2021	306T3656	WC	FVC8797	E	WOOD THOMAS	11/24/2021	11/2/2022	22000062	11.29
AT7	16080001001	042	UT	CB	01/01/2022	306T3656	WC	FWQ6950	E	SHIRVANI JASON	6/30/2022	11/2/2022	22000032	11.29
AT7	16080001001	042	UT	CB	01/01/2022	306T3656	WC	FWQ6950	E	SHIRVANI JASON	6/30/2022	11/2/2022	22000033	11.29
AT7	16110510	095	UT	CM	01/01/2022	306T3656	WC	FXB6678	E	TABOR TIMOTHY W	8/15/2022	11/2/2022	22000013	11.29
AT7	12460008	042	UT	CB	01/01/2021	306T3656	WC	FUB5498	E	HAWKS DEBRA	11/19/2021	11/3/2022	22000061	11.29
AT7	11490022006	042	UT	CB	01/01/2021	306T3656	WC	FTK8302	E	MARSHALL JOHN	8/18/2021	11/10/2022	22000038	11.29
AT7	16080001001	042	UT	CB	01/01/2022	306T3656	WC	FWQ6950	E	SHIRVANI JASON	6/30/2022	11/17/2022	22000036	11.29
AT7	16080001001	042	UT	CB	01/01/2022	306T3656	WC	FWQ6950	E	SHIRVANI JASON	6/30/2022	11/17/2022	22000037	11.29
AT7	11460	042	UT	CB	01/01/2022	306T3656	WC	FVC5842	E	BRAILSFORD LORETT	2/2/2022	11/10/2022	22000033	11.24
AT7	12810003	095	UT	CM	01/01/2022	306T3656	WC	FXB4949	E	RUBIO-COLLINS LUI	08/02/2022	10/05/2022	22000009	11.21
AT7	11030002	042	UT	CB	01/01/2022	306T3656	WC	FBK1229	E	FORBES CHARLES	03/01/2022	10/13/2022	22000025	11.21
AT7	16080001001	095	UT	CM	01/01/2022	306T3656	WC	FWQ6950	E	SHIRVANI JASON	06/30/2022	10/26/2022	22000028	11.21
AT7	16080001001	095	UT	CM	01/01/2022	306T3656	WC	FWQ6950	E	SHIRVANI JASON	06/30/2022	10/26/2022	22000029	11.21
AT7	16080001001	095	UT	CM	01/01/2022	306T3656	WC	FWQ6950	E	SHIRVANI JASON	6/30/2022	10/26/2022	22000030	11.21
AT7	14050003005	042	UT	CB	01/01/2022	306T3656	WC	FWK4212	E	PETERSON MASON	5/2/2022	11/10/2022	22000034	11.21
AT7	16080001001	042	UT	CB	01/01/2022	306T3656	WC	FWQ6950	E	SHIRVANI JASON	6/30/2022	11/17/2022	22000035	11.21
AT7	14050003005	042	UT	CB	01/01/2022	306T3656	WC	FWK4212	E	PETERSON MASON	5/2/2022	10/26/2022	22000024	11.07
AT7	16110510	095	UT	CM	01/01/2022	306T3656	WC	FXB6678	E	TABOR TIMOTHY W	08/15/2022	10/26/2022	22000012	11.07
AT7	14050003005	042	UT	CB	01/01/2022	306T3656	WC	FWK4212	E	PETERSON MASON	5/2/2022	11/2/2022	22000029	11.07
AT7	14050003005	042	UT	CB	01/01/2022	306T3656	WC	FWK4212	E	PETERSON MASON	5/2/2022	11/2/2022	22000030	11.07
AT7	14050003005	042	UT	CB	01/01/2022	306T3656	WC	FWK4212	E	PETERSON MASON	5/2/2022	11/9/2022	22000032	11.07
AT7	16110510	095	UT	CM	01/01/2022	306T3656	WC	FXB6678	E	TABOR TIMOTHY W	8/15/2022	11/10/2022	22000014	11.07
AT7	00503	042	UT	CB	01/01/1987	306T4813	WC	A4J7031	M	ARCHIBEQUE ALICE	8/13/1987	10/27/2022	02398421	10.98
AT7	16080001003	042	UT	CB	01/01/2021	306T3656	WC	FVC8797	E	WOOD THOMAS	11/24/2021	11/10/2022	22000063	10.98
AT7	11200004	042	UT	CB	01/01/2021	306T3656	WC	FTA0846	M	EVANS MATTHEW	06/01/2021	10/05/2022	33343374	10.90
AT7	13980014	042	UT	CB	01/01/2021	306T3656	WC	FUB6482	M	MCBRIDE TRAVIS	11/17/2021	10/5/2022	33347385	10.90
AT7	12480	042	UT	CB	01/01/2022	306T3656	WC	FWQ0804	M	MCCANDLESS DONALD	6/3/2022	10/5/2022	33351433	10.90

**CSS Worker's Compensation Disbursements  
Oct 2022 to Nov 2022 - By Check Amount**

Client Code	Organization Code	Adjusting Office	State	Claim Designator	Policy Effective Date	Policy Number	Line	Claim Number	Payment Type	Claimant Name	Loss Date	Charge Date	Check Number	Check Amount
AT7	14010	042	UT	CB	01/01/2022	306T3656	WC	FXB0775	M	CHADD JAMES R	07/18/2022	10/05/2022	33355803	10.90
AT7	13640004	042	UT	CB	01/01/2020	306T3656	WC	FPZ8038	M	RUNOLFSON GABRIEL	07/02/2020	10/12/2022	33364699	10.90
AT7	14390002	042	UT	CB	01/01/2021	306T3656	WC	FTA4201	M	HADLOCK NICOLE	6/15/2021	10/12/2022	33366390	10.90
AT7	14140006	042	UT	CB	01/01/2021	306T3656	WC	FVK2232	M	ESPINOZA DANIEL	12/29/2021	10/12/2022	33375394	10.90
AT7	12600006	042	UT	CB	01/01/2022	306T3656	WC	FVK2278	M	WIDDISON JACK	03/02/2022	10/12/2022	33370661	10.90
AT7	14010	042	UT	CB	01/01/2022	306T3656	WC	FXB0775	M	CHADD JAMES R	07/18/2022	10/12/2022	33377848	10.90
AT7	12690002	042	UT	CB	01/01/2021	306T3656	WC	FSS2485	M	MORROW JOSHUA	4/18/2021	10/19/2022	33388360	10.90
AT7	11200004	042	UT	CB	01/01/2021	306T3656	WC	FTA0846	M	EVANS MATTHEW	06/01/2021	10/19/2022	33388724	10.90
AT7	14480022042	042	UT	CB	01/01/2021	306T3656	WC	FUB4266	M	COX HYRUM	11/12/2021	10/19/2022	33390692	10.90
AT7	11030001	042	UT	CB	01/01/2022	306T3656	WC	FWQ1348	M	GLENN CHASITY	06/02/2022	10/19/2022	33400380	10.90
AT7	17310002	042	UT	CB	01/01/2022	306T3656	WC	FXB3985	M	OLSEN JASON	07/29/2022	10/19/2022	33399339	10.90
AT7	13230	042	UT	CB	01/01/1993	306T4813	WC	A4J7027	M	SERASSIO DARLA	10/15/1993	10/26/2022	33407637	10.90
AT7	12690002	042	UT	CB	01/01/2021	306T3656	WC	FSS2485	M	MORROW JOSHUA	4/18/2021	10/26/2022	33410877	10.90
AT7	17950	042	UT	CB	01/01/2021	306T3656	WC	FTK4591	M	WILSON JACKIE	7/26/2021	10/26/2022	33412575	10.90
AT7	14930002	042	UT	CB	01/01/2022	306T3656	WC	FVK6954	M	FILLER JOHN	03/28/2022	10/26/2022	33417853	10.90
AT7	12060	042	UT	CB	01/01/2022	306T3656	WC	FWQ3082	M	SHUPE RUSTIN	6/9/2022	10/26/2022	33419800	10.90
AT7	11910002	042	UT	CB	01/01/2022	306T3656	WC	FXB8668	M	RAY BRADEN	8/22/2022	10/26/2022	33423084	10.90
AT7	16110200	042	UT	CB	01/01/2022	306T3656	WC	FXL3353	M	SEELY AMMON L	9/13/2022	10/26/2022	33424386	10.90
AT7	14050003005	042	UT	CB	01/01/2022	306T3656	WC	FXW1362	E	CURTIS HSANCHEZ	5/26/2022	11/30/2022	33539612	10.90
AT7	11460	042	UT	CB	01/01/2022	306T3656	WC	FVC5842	M	BRAILSFORD LORETT	2/2/2022	11/9/2022	33458606	10.90
AT7	14260001	042	UT	CB	01/01/2022	306T3656	WC	FWQ2612	M	NEWMAN KATHRYN	6/1/2022	11/9/2022	33465288	10.90
AT7	11200004	042	UT	CB	01/01/2021	306T3656	WC	FTA0846	M	EVANS MATTHEW	6/1/2021	11/16/2022	33478354	10.90
AT7	17950	042	UT	CB	01/01/2021	306T3656	WC	FTK4591	M	WILSON JACKIE	7/26/2021	11/16/2022	33479678	10.90
AT7	12480	042	UT	CB	01/01/2022	306T3656	WC	FWQ0804	M	MCCANDLESS DONALD	6/3/2022	11/16/2022	33484801	10.90
AT7	12060	042	UT	CB	01/01/2022	306T3656	WC	FWQ3082	M	SHUPE RUSTIN	6/9/2022	11/16/2022	33486368	10.90
AT7	14640020	042	UT	CB	01/01/2022	306T3656	WC	FXL2110	M	MCKEE MITCHELL	9/7/2022	11/16/2022	33490205	10.90
AT7	13640004	042	UT	CB	01/01/2020	306T3656	WC	FPZ8038	M	RUNOLFSON GABRIEL	7/2/2020	11/23/2022	33499889	10.90
AT7	17950	042	UT	CB	01/01/2021	306T3656	WC	FTK4591	M	WILSON JACKIE	7/26/2021	11/23/2022	33502458	10.90
AT7	12480	042	UT	CB	01/01/2022	306T3656	WC	FWQ0804	M	MCCANDLESS DONALD	6/3/2022	11/23/2022	33507284	10.90
AT7	14580005	042	UT	CB	01/01/2022	306T3656	WC	FWQ9128	M	JENSEN MELISSA	7/5/2022	11/30/2022	33532326	10.90
AT7	14480011018	042	UT	CB	01/01/2022	306T3656	WC	FXL5132	M	HEWARD MIKE	9/19/2022	11/30/2022	33535719	10.90
AT7	11640003	042	UT	CB	01/01/2022	306T3656	WC	FXL9511	M	RICHEY JEFFREY	10/11/2022	11/30/2022	33537685	10.90
AT7	14190007	095	UT	CM	01/01/2022	306T3656	WC	FXL2784	E	JOHN MIKESELL	08/15/2022	10/20/2022	22000002	10.89
AT7	15320001	095	UT	CM	01/01/2022	306T3656	WC	FXB5653	E	DYKENS SHAUN R	7/23/2022	11/17/2022	22000026	10.89
AT7	16690030	095	UT	CM	01/01/2022	306T3656	WC	FXW2245	E	CYNTHIA WILSON	8/25/2022	11/28/2022	22000001	10.89
AT7	14250	095	UT	CM	01/01/2022	306T3656	WC	FXL0028	E	JUSTIN RITTER	08/27/2022	10/06/2022	22000001	10.85
AT7	14010	042	UT	CB	01/01/2022	306T3656	WC	FXB0775	E	CHADD JAMES R	07/18/2022	10/20/2022	22000014	10.84
AT7	12230004019	042	UT	CB	01/01/2021	306T3656	WC	FRU7894	E	COOK DARIN	2/3/2021	11/22/2022	22000083	10.70
AT7	16080003003	095	UT	CM	01/01/2022	306T3656	WC	FXL2034	E	JASON COBLE	3/7/2022	10/6/2022	22000001	10.64

## CSS Worker's Compensation Disbursements Oct 2022 to Nov 2022 - By Check Amount

Client Code	Organization Code	Adjusting Office	State	Claim Designator	Policy Effective Date	Policy Number	Line	Claim Number	Payment Type	Claimant Name	Loss Date	Charge Date	Check Number	Check Amount
AT7	14480022042	042	UT	CB	01/01/2021	306T3656	WC	FUB4266	E	COX HYRUM	11/12/2021	10/27/2022	22000064	10.63
AT7	14480022042	042	UT	CB	01/01/2021	306T3656	WC	FUB4266	E	COX HYRUM	11/12/2021	10/27/2022	22000066	10.63
AT7	14480022042	042	UT	CB	01/01/2021	306T3656	WC	FUB4266	E	COX HYRUM	11/12/2021	10/27/2022	22000067	10.63
AT7	14250	095	UT	CM	01/01/2022	306T3656	WC	FWQ4462	E	GILES TANNER	06/16/2022	10/06/2022	22000002	10.50
AT7	12360001	095	UT	CM	01/01/2022	306T3656	WC	FWQ7724	E	HOYNE ALAN	6/13/2022	10/13/2022	22000002	10.50
AT7	14250	095	UT	CM	01/01/2022	306T3656	WC	FWK1206	E	HESS TERRY	04/18/2022	10/27/2022	22000003	10.50
AT7	14250	095	UT	CM	01/01/2022	306T3656	WC	FXL0637	E	TERRY HESS	8/31/2022	11/17/2022	22000001	10.50
AT7	15610016	042	UT	CB	01/01/2010	306T3656	WC	EKT6413	M	MONEY STEVEN	8/11/2010	11/17/2022	02405608	10.47
AT7	11460	042	UT	CB	01/01/2022	306T3656	WC	FVC5842	E	BRAILSFORD LORETT	2/2/2022	10/13/2022	22000023	10.41
AT7	11030002	042	UT	CB	01/01/2022	306T3656	WC	FVK1229	M	FORBES CHARLES	3/1/2022	10/13/2022	02394664	10.39
AT7	11030002	042	UT	CB	01/01/2022	306T3656	WC	FVK1229	M	FORBES CHARLES	3/1/2022	10/20/2022	02396801	10.39
AT7	11490	042	UT	CB	01/01/1993	306T4813	WC	A4J6454	M	SHELTON JACQUE A	8/8/1993	11/17/2022	02405453	10.39
AT7	16080001003	095	UT	CM	01/01/2022	306T3656	WC	FXB3213	E	COLLINS TIM	07/31/2022	10/13/2022	22000005	10.37
AT7	13660004	095	UT	CM	01/01/2022	306T3656	WC	FXL9341	E	JEFF PACE	10/04/2022	10/27/2022	22000003	10.14
AT7	11490022007	095	UT	CM	01/01/2022	306T3656	WC	FVC6265	E	JAMES BBLACK	1/24/2022	11/28/2022	22000001	10.10
AT7	12480	042	UT	CB	01/01/2022	306T3656	WC	FWQ0804	E	MCCANDLESS DONALD	6/3/2022	10/13/2022	22000034	10.07
AT7	13660004	095	UT	CM	01/01/2022	306T3656	WC	FXL9341	E	JEFF PACE	10/04/2022	10/27/2022	22000002	9.99
AT7	12060	042	UT	CB	01/01/2022	306T3656	WC	FWQ3082	M	SHUPE RUSTIN	06/09/2022	10/19/2022	68069591	9.98
AT7	10030002	095	UT	CM	01/01/2022	306T3656	WC	FXL2495	E	JOSHUA CLUFF	9/11/2022	10/13/2022	22000001	9.91
AT7	12060	042	UT	CB	01/01/2022	306T3656	WC	FWQ3082	E	SHUPE RUSTIN	6/9/2022	10/20/2022	22000003	9.90
AT7	11520	095	UT	CM	01/01/2022	306T3656	WC	FVK7230	E	CHILDS RICKY	3/30/2022	11/3/2022	22000002	9.87
AT7	11490022007	095	UT	CM	01/01/2022	306T3656	WC	FVC1657	E	NATHAN WHITNEY	1/5/2022	11/17/2022	22000001	9.87
AT7	13660004	095	UT	CM	01/01/2022	306T3656	WC	FXL9341	E	JEFF PACE	10/04/2022	10/27/2022	22000001	9.80
AT7	13660004	095	UT	CM	01/01/2022	306T3656	WC	FXL9341	E	PACE JEFF	10/4/2022	11/3/2022	22000004	9.80
AT7	13660004	095	UT	CM	01/01/2022	306T3656	WC	FXL9341	E	PACE JEFF	10/4/2022	11/10/2022	22000005	9.80
AT7	13660004	095	UT	CM	01/01/2022	306T3656	WC	FXL9341	E	PACE JEFF	10/4/2022	11/17/2022	22000006	9.80
AT7	14910	042	UT	CB	01/01/2022	306T3656	WC	FXL4106	M	NORTHUP THAROLD	9/6/2022	11/28/2022	02408408	9.69
AT7	16080003004	042	UT	CB	01/01/2022	306T3656	WC	FVK9299	E	TAYLOR DARRAN	1/23/2022	10/27/2022	22000029	9.65
AT7	16080001001	042	UT	CB	01/01/2022	306T3656	WC	A3C9527	E	MATTHEW HAMBLETON	9/9/2022	11/3/2022	22000001	9.65
AT7	16080003002	042	UT	CB	01/01/2022	306T3656	WC	FXB9978	E	HENDERSON MARK	8/26/2022	11/10/2022	22000010	9.65
AT7	16080001001	095	UT	CM	01/01/2022	306T3656	WC	FXL9349	E	QUINN JAMES	10/11/2022	11/10/2022	22000002	9.65
AT7	11520	095	UT	CM	01/01/2022	306T3656	WC	FWQ7917	E	LEAVITT KYLE C	5/16/2022	11/28/2022	22000003	9.65
AT7	16080001003	095	UT	CM	01/01/2022	306T3656	WC	FXW3463	E	BRIDGER BENTZINGE	5/24/2022	11/28/2022	22000001	9.65
AT7	12830	042	UT	CB	01/01/2022	306T3656	WC	FWK9510	E	ROWSER TYLER	5/29/2022	10/26/2022	22000032	9.54
AT7	11520	095	UT	CM	01/01/2022	306T3656	WC	FXL9784	E	TORREY DJONES	10/13/2022	11/16/2022	22000001	9.54
AT7	11520	095	UT	CM	01/01/2022	306T3656	WC	FXL9784	E	TORREY DJONES	10/13/2022	11/30/2022	22000002	9.54
AT7	16080003003	095	UT	CM	01/01/2022	306T3656	WC	FXL4805	E	MONICA SMITHEE	09/21/2022	10/13/2022	22000001	9.53
AT7	11460	042	UT	CB	01/01/2022	306T3656	WC	FVC5842	E	BRAILSFORD LORETT	2/2/2022	11/3/2022	22000026	9.49
AT7	16080001003	095	UT	CM	01/01/2022	306T3656	WC	FXB3213	M	COLLINS TIM	07/31/2022	10/12/2022	68064558	9.41

## CSS Worker's Compensation Disbursements Oct 2022 to Nov 2022 - By Check Amount

Client Code	Organization Code	Adjusting Office	State	Claim Designator	Policy Effective Date	Policy Number	Line	Claim Number	Payment Type	Claimant Name	Loss Date	Charge Date	Check Number	Check Amount
AT7	16080001005	042	UT	CB	01/01/2022	306T3656	WC	FWK2634	E	ROSS TODD	04/07/2022	10/26/2022	22000024	9.27
AT7	14740003	042	UT	CB	01/01/2022	306T3656	WC	FWQ6799	E	KIESZ PAUL	6/29/2022	10/26/2022	22000006	9.27
AT7	14480011018	095	UT	CM	01/01/2022	306T3656	WC	FXB3589	E	JACOBSON KELLY	7/26/2022	11/30/2022	22000003	9.27
AT7	14640018	095	UT	CM	01/01/2022	306T3656	WC	FXW0229	E	BRENT BRIGGS	10/13/2022	11/30/2022	22000002	9.27
AT7	16080001003	095	UT	CM	01/01/2022	306T3656	WC	FWK8363	E	ERICKSON JACOB	5/22/2022	11/10/2022	22000033	9.12
AT7	10760	042	UT	CB	01/01/2021	306T3656	WC	FRU8130	E	ADAMS SAMUEL	2/4/2021	10/3/2022	22000005	9.00
AT7	14050003005	042	UT	CB	01/01/2022	306T3656	WC	FWK4212	E	PETERSON MASON	5/2/2022	10/5/2022	22000020	9.00
AT7	14050003005	042	UT	CB	01/01/2022	306T3656	WC	FWK4212	E	PETERSON MASON	5/2/2022	10/5/2022	22000021	9.00
AT7	13020008	095	UT	CM	01/01/2020	306T3656	WC	FQV4285	E	TOLLIS KASH	9/20/2020	10/6/2022	22000002	9.00
AT7	11200004	042	UT	CB	01/01/2021	306T3656	WC	FTA0846	E	EVANS MATTHEW	6/1/2021	10/6/2022	22000061	9.00
AT7	17950	042	UT	CB	01/01/2021	306T3656	WC	FTK4591	E	WILSON JACKIE	07/26/2021	10/06/2022	22000044	9.00
AT7	12900	042	UT	CB	01/01/2022	306T3656	WC	FUY0378	E	MILLER RICK	01/05/2022	10/06/2022	22000047	9.00
AT7	14050001001	042	UT	CB	01/01/2022	306T3656	WC	FVC5017	E	CLOUSE EDWARD B	02/01/2022	10/06/2022	22000007	9.00
AT7	14050001001	042	UT	CB	01/01/2022	306T3656	WC	FVC5017	E	CLOUSE EDWARD B	2/1/2022	10/6/2022	22000008	9.00
AT7	16690025	042	UT	CB	01/01/2022	306T3656	WC	FVC9721	E	AWERKAMP ERIN B	2/21/2022	10/6/2022	22000010	9.00
AT7	13980008	042	UT	CB	01/01/2022	306T3656	WC	FVK0481	E	ORTON SHAUN	2/25/2022	10/6/2022	22000022	9.00
AT7	16110211	042	UT	CB	01/01/2022	306T3656	WC	FVK0697	E	ARCHBOLD ISAAC R	2/28/2022	10/6/2022	22000020	9.00
AT7	16080003004	042	UT	CB	01/01/2022	306T3656	WC	FVK9299	E	TAYLOR DARRAN	1/23/2022	10/6/2022	22000026	9.00
AT7	11640003	095	UT	CM	01/01/2022	306T3656	WC	FWQ0448	E	WILLIAM COLEMAN	5/31/2022	10/6/2022	22000001	9.00
AT7	10610006	095	UT	CM	01/01/2022	306T3656	WC	FWQ7818	E	DAVID WDAVIS	7/2/2022	10/6/2022	22000001	9.00
AT7	10020	095	UT	CM	01/01/2022	306T3656	WC	FWQ8837	E	ERICK SOLIS-GONZA	4/21/2022	10/6/2022	22000002	9.00
AT7	14580005	042	UT	CB	01/01/2022	306T3656	WC	FWQ9128	E	JENSEN MELISSA	07/05/2022	10/06/2022	22000002	9.00
AT7	13060007	042	UT	CB	01/01/2022	306T3656	WC	FXB5588	E	CAMMANS JANARIE	8/7/2022	10/6/2022	22000002	9.00
AT7	15320001	095	UT	CM	01/01/2022	306T3656	WC	FXB5653	E	DYKENS SHAUN R	7/23/2022	10/6/2022	22000013	9.00
AT7	15320018	095	UT	CM	01/01/2022	306T3656	WC	FXB6229	E	DENNIS RGARDNER	08/02/2022	10/06/2022	22000002	9.00
AT7	15320018	095	UT	CM	01/01/2022	306T3656	WC	FXB6229	E	DENNIS RGARDNER	08/02/2022	10/06/2022	22000003	9.00
AT7	14250	042	UT	CB	01/01/2022	306T3656	WC	FXB6954	E	TANNER GILES	8/11/2022	10/6/2022	22000001	9.00
AT7	16110211	042	UT	CB	01/01/2022	306T3656	WC	FXB8306	E	PAINTER CODY B	8/23/2022	10/6/2022	22000002	9.00
AT7	11910002	042	UT	CB	01/01/2022	306T3656	WC	FXB8668	E	RAY BRADEN	08/22/2022	10/06/2022	22000007	9.00
AT7	14480011018	095	UT	CM	01/01/2022	306T3656	WC	FXB8992	E	RICHES CASEY	8/23/2022	10/6/2022	22000002	9.00
AT7	16080003002	042	UT	CB	01/01/2022	306T3656	WC	FXB9978	E	HENDERSON MARK	8/26/2022	10/6/2022	22000005	9.00
AT7	16080003002	042	UT	CB	01/01/2022	306T3656	WC	FXB9978	E	HENDERSON MARK	08/26/2022	10/06/2022	22000006	9.00
AT7	13020009	042	UT	CB	01/01/2022	306T3656	WC	FXL0453	E	COOK STETSON	8/30/2022	10/6/2022	22000005	9.00
AT7	14260004	042	UT	CB	01/01/2022	306T3656	WC	FXL0472	E	KEARL COBY	08/30/2022	10/06/2022	22000007	9.00
AT7	14660002	095	UT	CM	01/01/2022	306T3656	WC	FXL0646	E	CLARK APRIL M	8/29/2022	10/6/2022	22000002	9.00
AT7	10750007	095	UT	CM	01/01/2022	306T3656	WC	FXL1479	E	YARRINGTON DAVID	9/1/2022	10/6/2022	22000002	9.00
AT7	10750007	095	UT	CM	01/01/2022	306T3656	WC	FXL1479	E	YARRINGTON DAVID	09/01/2022	10/06/2022	22000004	9.00
AT7	14480022045	095	UT	CM	01/01/2022	306T3656	WC	FXL1647	E	MICHALEK JEREMY E	9/6/2022	10/6/2022	22000001	9.00
AT7	14640020	042	UT	CB	01/01/2022	306T3656	WC	FXL2110	E	MCKEE MITCHELL	9/7/2022	10/6/2022	22000002	9.00



## CSS Worker's Compensation Disbursements Oct 2022 to Nov 2022 - By Check Amount

Client Code	Organization Code	Adjusting Office	State	Claim Designator	Policy Effective Date	Policy Number	Line	Claim Number	Payment Type	Claimant Name	Loss Date	Charge Date	Check Number	Check Amount
AT7	16110500	042	UT	CB	01/01/2022	306T3656	WC	FXL2239	E	VALDOVINOS BERNAR	9/8/2022	10/6/2022	22000001	9.00
AT7	13230004	095	UT	CM	01/01/2022	306T3656	WC	FXL2272	E	CHRISTOPH BOWLES	9/7/2022	10/6/2022	22000001	9.00
AT7	15130	042	UT	CB	01/01/2022	306T3656	WC	FXL2781	E	BRET KHOLMES	09/12/2022	10/06/2022	22000001	9.00
AT7	14480022030	095	UT	CM	01/01/2022	306T3656	WC	FXL3328	E	JOSE AHERNANDEZ G	6/3/2022	10/6/2022	22000001	9.00
AT7	14260003	095	UT	CM	01/01/2022	306T3656	WC	FXL3954	E	TARA LBUCKWAY	08/31/2022	10/06/2022	22000001	9.00
AT7	16080003003	042	UT	CB	01/01/2022	306T3656	WC	FXL4485	E	EARL DPARK	9/1/2022	10/6/2022	22000001	9.00
AT7	16620	095	UT	CM	01/01/2022	306T3656	WC	FXL4920	E	GAIGE MILLS	4/7/2022	10/6/2022	22000001	9.00
AT7	14190014	095	UT	CM	01/01/2022	306T3656	WC	FXB1165	E	ANDERTON WAYNE	7/20/2022	10/7/2022	22000006	9.00
AT7	14250	042	UT	CB	01/01/2022	306T3656	WC	FXB6954	E	TANNER GILES	8/11/2022	10/7/2022	22000002	9.00
AT7	11460	042	UT	CB	01/01/2022	306T3656	WC	FVC5842	E	BRAILSFORD LORETT	2/2/2022	10/11/2022	22000020	9.00
AT7	16080003003	042	UT	CB	01/01/2022	306T3656	WC	FVK1708	E	FLYGARE TYLER	3/3/2022	10/11/2022	22000045	9.00
AT7	10640	042	UT	CB	01/01/2016	306T3656	WC	ESL7571	E	BATES LAURIE	1/19/2016	10/12/2022	22000164	9.00
AT7	12360001	042	UT	CB	01/01/2021	306T3656	WC	FUB5989	E	WARR BARRY	9/1/2021	10/12/2022	22000003	9.00
AT7	13020009	042	UT	CB	01/01/2021	306T3656	WC	FUB9345	E	JOHNSON RANDY L	12/10/2021	10/12/2022	22000067	9.00
AT7	13020009	042	UT	CB	01/01/2021	306T3656	WC	FUB9345	E	JOHNSON RANDY L	12/10/2021	10/12/2022	22000068	9.00
AT7	11460	042	UT	CB	01/01/2022	306T3656	WC	FVC5842	E	BRAILSFORD LORETT	2/2/2022	10/12/2022	22000021	9.00
AT7	11030005	042	UT	CB	01/01/2022	306T3656	WC	FVK9877	E	SCOTT JEFFREY	04/11/2022	10/12/2022	22000046	9.00
AT7	11640003	042	UT	CB	01/01/2022	306T3656	WC	FXB9539	E	WALTON BLAKE	8/27/2022	10/12/2022	22000005	9.00
AT7	11640003	042	UT	CB	01/01/2022	306T3656	WC	FXB9539	E	WALTON BLAKE	8/27/2022	10/12/2022	22000006	9.00
AT7	13020009	042	UT	CB	01/01/2022	306T3656	WC	FXL0453	E	COOK STETSON	8/30/2022	10/12/2022	22000006	9.00
AT7	16110200	042	UT	CB	01/01/2022	306T3656	WC	FXL3353	E	SEELY AMMON L	9/13/2022	10/12/2022	22000004	9.00
AT7	16110220	042	UT	CB	01/01/2016	306T3656	WC	E7W5026	E	FACKRELL BRENT M	9/19/2016	10/13/2022	22000179	9.00
AT7	16110220	042	UT	CB	01/01/2016	306T3656	WC	E7W5026	E	FACKRELL BRENT M	9/19/2016	10/13/2022	22000180	9.00
AT7	14580010	042	UT	CB	01/01/2019	306T3656	WC	FKV9107	E	MANNING AMMON	1/7/2019	10/13/2022	22000113	9.00
AT7	14930003	042	UT	CB	01/01/2020	306T3656	WC	FNR4591	E	BOYLE COREY J	1/13/2020	10/13/2022	22000044	9.00
AT7	15320004	042	UT	CB	01/01/2021	306T3656	WC	FSJ2050	E	CURTIS GUY	2/9/2021	10/13/2022	22000021	9.00
AT7	13980015	042	UT	CB	01/01/2021	306T3656	WC	FTA9068	E	THOMPSON JODI	07/12/2021	10/13/2022	22000049	9.00
AT7	17950	042	UT	CB	01/01/2021	306T3656	WC	FTK4591	E	WILSON JACKIE	07/26/2021	10/13/2022	22000045	9.00
AT7	14480022042	042	UT	CB	01/01/2021	306T3656	WC	FUB4266	E	COX HYRUM	11/12/2021	10/13/2022	22000063	9.00
AT7	16080003003	042	UT	CB	01/01/2022	306T3656	WC	FVK1708	E	FLYGARE TYLER	3/3/2022	10/13/2022	22000046	9.00
AT7	16110211	095	UT	CM	01/01/2022	306T3656	WC	FVK9409	E	LAWSON KENTON D	04/09/2022	10/13/2022	22000005	9.00
AT7	16110211	095	UT	CM	01/01/2022	306T3656	WC	FVK9409	E	LAWSON KENTON D	4/9/2022	10/13/2022	22000006	9.00
AT7	16110211	095	UT	CM	01/01/2022	306T3656	WC	FVK9409	E	LAWSON KENTON D	4/9/2022	10/13/2022	22000007	9.00
AT7	16080001005	042	UT	CB	01/01/2022	306T3656	WC	FWK2634	E	ROSS TODD	04/07/2022	10/13/2022	22000021	9.00
AT7	16690013	095	UT	CM	01/01/2022	306T3656	WC	FWK7146	E	SISSON EMILY M	5/16/2022	10/13/2022	22000008	9.00
AT7	13660003	042	UT	CB	01/01/2022	306T3656	WC	FWK8509	E	LUERA DERRICK	5/23/2022	10/13/2022	22000036	9.00
AT7	13230006001	095	UT	CM	01/01/2022	306T3656	WC	FWK9060	E	HUFFAKER KELLY	5/12/2022	10/13/2022	22000005	9.00
AT7	13230006001	095	UT	CM	01/01/2022	306T3656	WC	FWK9060	E	HUFFAKER KELLY	5/12/2022	10/13/2022	22000006	9.00
AT7	13230006001	095	UT	CM	01/01/2022	306T3656	WC	FWK9060	E	HUFFAKER KELLY	05/12/2022	10/13/2022	22000007	9.00

## CSS Worker's Compensation Disbursements Oct 2022 to Nov 2022 - By Check Amount

Client Code	Organization Code	Adjusting Office	State	Claim Designator	Policy Effective Date	Policy Number	Line	Claim Number	Payment Type	Claimant Name	Loss Date	Charge Date	Check Number	Check Amount
AT7	13230006001	095	UT	CM	01/01/2022	306T3656	WC	FWK9060	E	HUFFAKER KELLY	5/12/2022	10/13/2022	22000008	9.00
AT7	14480022044	042	UT	CB	01/01/2022	306T3656	WC	FWQ2255	E	EPPERSON REBEKAH	6/9/2022	10/13/2022	22000011	9.00
AT7	14580005	042	UT	CB	01/01/2022	306T3656	WC	FWQ9128	E	JENSEN MELISSA	7/5/2022	10/13/2022	22000003	9.00
AT7	14680010	042	UT	CB	01/01/2022	306T3656	WC	FXB2061	E	DICKINSON DAYTON	07/21/2022	10/13/2022	22000004	9.00
AT7	14580007	095	UT	CM	01/01/2022	306T3656	WC	FXB2087	E	GARDNER GALE J	7/23/2022	10/13/2022	22000002	9.00
AT7	15320003	095	UT	CM	01/01/2022	306T3656	WC	FXB4506	E	NOA BEN-SHAY	8/4/2022	10/13/2022	22000001	9.00
AT7	12810003	095	UT	CM	01/01/2022	306T3656	WC	FXB4949	E	RUBIO-COLLINS LUI	8/2/2022	10/13/2022	22000011	9.00
AT7	15320001	095	UT	CM	01/01/2022	306T3656	WC	FXB5653	E	DYKENS SHAUN R	7/23/2022	10/13/2022	22000014	9.00
AT7	10480008	095	UT	CM	01/01/2022	306T3656	WC	FXB5834	E	MAXFIELD JENNIFER	8/9/2022	10/13/2022	22000002	9.00
AT7	16110510	095	UT	CM	01/01/2022	306T3656	WC	FXB6678	E	TABOR TIMOTHY W	8/15/2022	10/13/2022	22000008	9.00
AT7	16110510	095	UT	CM	01/01/2022	306T3656	WC	FXB6678	E	TABOR TIMOTHY W	8/15/2022	10/13/2022	22000009	9.00
AT7	16110114	095	UT	CM	01/01/2022	306T3656	WC	FXL0626	E	DAREN WJUDD	08/31/2022	10/13/2022	22000001	9.00
AT7	16110510	095	UT	CM	01/01/2022	306T3656	WC	FXL0650	E	BRADEN VCLUFF	08/31/2022	10/13/2022	22000001	9.00
AT7	12230004017	095	UT	CM	01/01/2022	306T3656	WC	FXL0981	E	KIM LATU	8/26/2022	10/13/2022	22000001	9.00
AT7	12860	042	UT	CB	01/01/2022	306T3656	WC	FXL1487	E	ROBYN WOOLSTENHUL	09/01/2022	10/13/2022	22000001	9.00
AT7	14480022045	042	UT	CB	01/01/2022	306T3656	WC	FXL1987	E	EVANS DANIEL	09/01/2022	10/13/2022	22000002	9.00
AT7	14640020	042	UT	CB	01/01/2022	306T3656	WC	FXL2110	E	MCKEE MITCHELL	9/7/2022	10/13/2022	22000003	9.00
AT7	16110500	042	UT	CB	01/01/2022	306T3656	WC	FXL2239	E	VALDOVINOS BERNAR	9/8/2022	10/13/2022	22000004	9.00
AT7	16110500	042	UT	CB	01/01/2022	306T3656	WC	FXL2239	E	VALDOVINOS BERNAR	9/8/2022	10/13/2022	22000005	9.00
AT7	16110500	042	UT	CB	01/01/2022	306T3656	WC	FXL2239	E	VALDOVINOS BERNAR	9/8/2022	10/13/2022	22000006	9.00
AT7	16110500	042	UT	CB	01/01/2022	306T3656	WC	FXL2239	E	VALDOVINOS BERNAR	9/8/2022	10/13/2022	22000007	9.00
AT7	16110200	042	UT	CB	01/01/2022	306T3656	WC	FXL3353	E	SEELY AMMON L	09/13/2022	10/13/2022	22000005	9.00
AT7	16110200	042	UT	CB	01/01/2022	306T3656	WC	FXL3353	E	SEELY AMMON L	9/13/2022	10/13/2022	22000007	9.00
AT7	14680005	095	UT	CM	01/01/2022	306T3656	WC	FXL4362	E	NATHAN ANDERSON	09/01/2022	10/13/2022	22000001	9.00
AT7	14680010	095	UT	CM	01/01/2022	306T3656	WC	FXL6138	E	LAYNCE BARTRUFF	9/19/2022	10/13/2022	22000001	9.00
AT7	10310011	042	UT	CM	01/01/2016	306T3656	WC	E7W9668	E	DAHL MICHAEL R	9/27/2016	10/14/2022	22000010	9.00
AT7	10310011	042	UT	CM	01/01/2016	306T3656	WC	E7W9668	E	DAHL MICHAEL R	9/27/2016	10/14/2022	22000011	9.00
AT7	11490004002	095	UT	CM	01/01/2021	306T3656	WC	FUB4315	E	COLLEEN MAGEE	11/8/2021	10/14/2022	22000001	9.00
AT7	11490004002	095	UT	CM	01/01/2021	306T3656	WC	FUB4315	E	COLLEEN MAGEE	11/8/2021	10/14/2022	22000002	9.00
AT7	13200008	042	UT	CB	01/01/2022	306T3656	WC	FVK7077	E	FLAIG PAUL	3/29/2022	10/17/2022	22000022	9.00
AT7	14480022042	042	UT	CB	01/01/2022	306T3656	WC	FXL3524	E	JUSTIN SODJA	9/4/2022	10/17/2022	22000001	9.00
AT7	12360001	042	UT	CB	01/01/2021	306T3656	WC	FUB5989	E	WARR BARRY	9/1/2021	10/19/2022	22000005	9.00
AT7	12360001	042	UT	CB	01/01/2021	306T3656	WC	FUB5989	E	WARR BARRY	9/1/2021	10/19/2022	22000006	9.00
AT7	12860	042	UT	CB	01/01/2022	306T3656	WC	FXL1487	E	ROBYN WOOLSTENHUL	9/1/2022	10/19/2022	22000002	9.00
AT7	16110211	042	UT	CB	01/01/2021	306T3656	WC	FSS8679	E	IVERSON DOUGLAS J	5/19/2021	10/20/2022	22000024	9.00
AT7	14640020	042	UT	CB	01/01/2021	306T3656	WC	FTK8634	E	LLOYD DAKOTA J	8/24/2021	10/20/2022	22000005	9.00
AT7	17310003	095	UT	CM	01/01/2021	306T3656	WC	FUB0223	E	PULLMAN RICHARD K	10/25/2021	10/20/2022	22000003	9.00
AT7	10190	095	UT	CM	01/01/2021	306T3656	WC	FUB0387	E	PARRY TODD	10/25/2021	10/20/2022	22000003	9.00
AT7	17310003	042	UT	CB	01/01/2021	306T3656	WC	FUB4482	E	EDWARDS DEWEY	11/15/2021	10/20/2022	22000025	9.00

## CSS Worker's Compensation Disbursements Oct 2022 to Nov 2022 - By Check Amount

Client Code	Organization Code	Adjusting Office	State	Claim Designator	Policy Effective Date	Policy Number	Line	Claim Number	Payment Type	Claimant Name	Loss Date	Charge Date	Check Number	Check Amount
AT7	14050001001	042	UT	CB	01/01/2022	306T3656	WC	FVK0155	E	STAMPER DYLAN J	02/23/2022	10/20/2022	22000006	9.00
AT7	14050001001	042	UT	CB	01/01/2022	306T3656	WC	FVK0155	E	STAMPER DYLAN J	2/23/2022	10/20/2022	22000007	9.00
AT7	14050001001	042	UT	CB	01/01/2022	306T3656	WC	FVK0155	E	STAMPER DYLAN J	2/23/2022	10/20/2022	22000008	9.00
AT7	11030002	042	UT	CB	01/01/2022	306T3656	WC	FVK1229	E	FORBES CHARLES	3/1/2022	10/20/2022	22000026	9.00
AT7	16690008	042	UT	CB	01/01/2022	306T3656	WC	FWK0638	E	STUART CHARLES	4/12/2022	10/20/2022	22000021	9.00
AT7	16080001005	042	UT	CB	01/01/2022	306T3656	WC	FWK2634	E	ROSS TODD	4/7/2022	10/20/2022	22000023	9.00
AT7	10030001	095	UT	CM	01/01/2022	306T3656	WC	FWK5253	E	BULLOCK DARIN	04/28/2022	10/20/2022	22000002	9.00
AT7	16690013	095	UT	CM	01/01/2022	306T3656	WC	FWK7146	E	SISSON EMILY M	5/16/2022	10/20/2022	22000010	9.00
AT7	16080001003	095	UT	CM	01/01/2022	306T3656	WC	FWK8363	E	ERICKSON JACOB	5/22/2022	10/20/2022	22000029	9.00
AT7	13660003	042	UT	CB	01/01/2022	306T3656	WC	FWK8509	E	LUERA DERRICK	5/23/2022	10/20/2022	22000038	9.00
AT7	16110230	042	UT	CB	01/01/2022	306T3656	WC	FWQ8080	E	JENNINGS NORMA J	07/01/2022	10/20/2022	22000005	9.00
AT7	14790001	095	UT	CM	01/01/2022	306T3656	WC	FXB0459	E	BRENNAN HALLIDAY	7/14/2022	10/20/2022	22000001	9.00
AT7	12460007	095	UT	CM	01/01/2022	306T3656	WC	FXB2235	E	MALONE DANIEL	7/26/2022	10/20/2022	22000002	9.00
AT7	12810003	095	UT	CM	01/01/2022	306T3656	WC	FXB4949	E	RUBIO-COLLINS LUI	8/2/2022	10/20/2022	22000012	9.00
AT7	11030002	042	UT	CB	01/01/2022	306T3656	WC	FXB5218	E	BRADSHAW NICK	8/3/2022	10/20/2022	22000006	9.00
AT7	11030002	042	UT	CB	01/01/2022	306T3656	WC	FXB5218	E	BRADSHAW NICK	8/3/2022	10/20/2022	22000007	9.00
AT7	16110510	095	UT	CM	01/01/2022	306T3656	WC	FXB6678	E	TABOR TIMOTHY W	8/15/2022	10/20/2022	22000011	9.00
AT7	15320001	095	UT	CM	01/01/2022	306T3656	WC	FXB8106	E	TOONE CHRIS D	08/16/2022	10/20/2022	22000003	9.00
AT7	16110211	042	UT	CB	01/01/2022	306T3656	WC	FXB8306	E	PAINTER CODY B	8/23/2022	10/20/2022	22000004	9.00
AT7	13020009	042	UT	CB	01/01/2022	306T3656	WC	FXL0453	E	COOK STETSON	8/30/2022	10/20/2022	22000008	9.00
AT7	11910003	095	UT	CM	01/01/2022	306T3656	WC	FXL0518	E	MABE BAILEE	8/30/2022	10/20/2022	22000002	9.00
AT7	16110114	095	UT	CM	01/01/2022	306T3656	WC	FXL0626	E	DAREN WJUDD	8/31/2022	10/20/2022	22000002	9.00
AT7	16110114	095	UT	CM	01/01/2022	306T3656	WC	FXL0626	E	DAREN WJUDD	08/31/2022	10/20/2022	22000003	9.00
AT7	10750007	095	UT	CM	01/01/2022	306T3656	WC	FXL1479	E	YARRINGTON DAVID	09/01/2022	10/20/2022	22000005	9.00
AT7	14480022045	042	UT	CB	01/01/2022	306T3656	WC	FXL1987	E	EVANS DANIEL	9/1/2022	10/20/2022	22000003	9.00
AT7	13230004	095	UT	CM	01/01/2022	306T3656	WC	FXL2272	E	BOWLES CHRISTOPH	09/07/2022	10/20/2022	22000002	9.00
AT7	13500005	095	UT	CM	01/01/2022	306T3656	WC	FXL2427	E	LAURA SWARTZEL	08/05/2022	10/20/2022	22000001	9.00
AT7	13500005	095	UT	CM	01/01/2022	306T3656	WC	FXL2427	E	LAURA SWARTZEL	8/5/2022	10/20/2022	22000002	9.00
AT7	14480011018	042	UT	CB	01/01/2022	306T3656	WC	FXL5132	E	HEWARD MIKE	9/19/2022	10/20/2022	22000001	9.00
AT7	14480011018	042	UT	CB	01/01/2022	306T3656	WC	FXL5132	E	HEWARD MIKE	9/19/2022	10/20/2022	22000002	9.00
AT7	16000	095	UT	CM	01/01/2022	306T3656	WC	FXL5155	E	JORDAN CUBBEDGE	9/16/2022	10/20/2022	22000001	9.00
AT7	10020	095	UT	CM	01/01/2022	306T3656	WC	FXL5161	E	LONDON WALLACE	9/20/2022	10/20/2022	22000001	9.00
AT7	16110590	095	UT	CM	01/01/2022	306T3656	WC	FXL6190	E	BRETT ATOLLY	9/26/2022	10/20/2022	22000001	9.00
AT7	14050001001	042	UT	CB	01/01/2022	306T3656	WC	FXL6681	E	DARREN BACKMAN	09/26/2022	10/20/2022	22000001	9.00
AT7	14050001001	095	UT	CM	01/01/2022	306T3656	WC	FXL6710	E	ANDY CRNICH	9/26/2022	10/20/2022	22000001	9.00
AT7	16000	095	UT	CM	01/01/2022	306T3656	WC	FXL7104	E	TYLER LEAVITT	9/30/2022	10/20/2022	22000001	9.00
AT7	12600004	042	UT	CB	01/01/2021	306T3656	WC	FSS9274	E	WARD SHANE E	5/22/2021	10/25/2022	22000017	9.00
AT7	13660003	042	UT	CB	01/01/2015	306T3656	WC	E3W2365	E	CHUCHRAN JARED A	05/30/2015	10/26/2022	22000171	9.00
AT7	13160001	042	UT	CB	01/01/2019	306T3656	WC	FKN5056	E	LYNCH KEVIN S	01/04/2019	10/26/2022	22000137	9.00

## CSS Worker's Compensation Disbursements Oct 2022 to Nov 2022 - By Check Amount

Client Code	Organization Code	Adjusting Office	State	Claim Designator	Policy Effective Date	Policy Number	Line	Claim Number	Payment Type	Claimant Name	Loss Date	Charge Date	Check Number	Check Amount
AT7	14190013	042	UT	CB	01/01/2020	306T3656	WC	FQV6752	E	MAGLEBY TIFFANY	09/23/2020	10/26/2022	22000027	9.00
AT7	11030002	042	UT	CB	01/01/2022	306T3656	WC	FVK1229	E	FORBES CHARLES	3/1/2022	10/26/2022	22000028	9.00
AT7	11030002	042	UT	CB	01/01/2022	306T3656	WC	FVK1229	E	FORBES CHARLES	3/1/2022	10/26/2022	22000029	9.00
AT7	15320001	095	UT	CM	01/01/2022	306T3656	WC	FXB5653	E	DYKENS SHAUN R	7/23/2022	10/26/2022	22000016	9.00
AT7	15320001	095	UT	CM	01/01/2022	306T3656	WC	FXB5653	E	DYKENS SHAUN R	07/23/2022	10/26/2022	22000017	9.00
AT7	11640003	042	UT	CB	01/01/2022	306T3656	WC	FXB9539	E	WALTON BLAKE	08/27/2022	10/26/2022	22000008	9.00
AT7	13060002	095	UT	CM	01/01/2022	306T3656	WC	FXB9617	E	GREENER COLTON	08/26/2022	10/26/2022	22000004	9.00
AT7	16080003003	042	UT	CB	01/01/2022	306T3656	WC	FXL7607	E	DUSTIN SMITH	10/04/2022	10/26/2022	22000001	9.00
AT7	15610015001	042	UT	CB	01/01/2020	306T3656	WC	FPZ2637	E	STONE CALLAN M	06/09/2020	10/27/2022	22000077	9.00
AT7	13640004	042	UT	CB	01/01/2020	306T3656	WC	FPZ8038	E	RUNOLFSON GABRIEL	07/02/2020	10/27/2022	22000034	9.00
AT7	16110411	042	UT	CB	01/01/2020	306T3656	WC	FQV2586	E	LAPRAY ROSS G	9/14/2020	10/27/2022	22000030	9.00
AT7	12230004019	042	UT	CB	01/01/2021	306T3656	WC	FRU7894	E	COOK DARIN	02/03/2021	10/27/2022	22000074	9.00
AT7	12230004019	042	UT	CB	01/01/2021	306T3656	WC	FRU7894	E	COOK DARIN	02/03/2021	10/27/2022	22000075	9.00
AT7	12230004019	042	UT	CB	01/01/2021	306T3656	WC	FRU7894	E	COOK DARIN	2/3/2021	10/27/2022	22000076	9.00
AT7	16080001005	042	UT	CB	01/01/2021	306T3656	WC	FSJ9409	E	LAJEUNESSE MATTHE	3/30/2021	10/27/2022	22000020	9.00
AT7	14050001001	042	UT	CB	01/01/2021	306T3656	WC	FSS5707	E	WILKINSON NICHOLA	5/4/2021	10/27/2022	22000037	9.00
AT7	14640020	042	UT	CB	01/01/2021	306T3656	WC	FTK8634	E	LLOYD DAKOTA J	8/24/2021	10/27/2022	22000006	9.00
AT7	11870	095	UT	CM	01/01/2021	306T3656	WC	FTQ8741	E	CHRISTENSEN KENDA	10/18/2021	10/27/2022	22000009	9.00
AT7	14140001	042	UT	CB	01/01/2021	306T3656	WC	FUN0856	E	HIGGINS DEVEN	12/16/2021	10/27/2022	22000009	9.00
AT7	17310003	042	UT	CB	01/01/2021	306T3656	WC	FUN2542	E	THOMAS KIM	12/30/2021	10/27/2022	22000020	9.00
AT7	16690025	042	UT	CB	01/01/2022	306T3656	WC	FVC9721	E	AWERKAMP ERIN B	02/21/2022	10/27/2022	22000012	9.00
AT7	13980008	042	UT	CB	01/01/2022	306T3656	WC	FVK0481	E	ORTON SHAUN	2/25/2022	10/27/2022	22000023	9.00
AT7	13200008	042	UT	CB	01/01/2022	306T3656	WC	FVK7077	E	FLAIG PAUL	03/29/2022	10/27/2022	22000023	9.00
AT7	16690008	042	UT	CB	01/01/2022	306T3656	WC	FWK0638	E	STUART CHARLES	4/12/2022	10/27/2022	22000022	9.00
AT7	12110002	095	UT	CM	01/01/2022	306T3656	WC	FWK7235	E	MILLER KAREN	5/2/2022	10/27/2022	22000005	9.00
AT7	11870	095	UT	CM	01/01/2022	306T3656	WC	FWK9682	E	JEWKES DEBRA	5/26/2022	10/27/2022	22000011	9.00
AT7	15130	095	UT	CM	01/01/2022	306T3656	WC	FWK9831	E	NELSON PAUL B	5/31/2022	10/27/2022	22000006	9.00
AT7	16140005	042	UT	CB	01/01/2022	306T3656	WC	FWK9853	E	WEESE TAMRA	5/24/2022	10/27/2022	22000013	9.00
AT7	16140005	042	UT	CB	01/01/2022	306T3656	WC	FWK9853	E	WEESE TAMRA	5/24/2022	10/27/2022	22000014	9.00
AT7	14480022044	042	UT	CB	01/01/2022	306T3656	WC	FWQ2255	E	EPPEPERSON REBEKAH	06/09/2022	10/27/2022	22000013	9.00
AT7	14260001	042	UT	CB	01/01/2022	306T3656	WC	FWQ2612	E	NEWMAN KATHRYN	6/1/2022	10/27/2022	22000016	9.00
AT7	13200007	095	UT	CM	01/01/2022	306T3656	WC	FWQ3162	E	PHILLIPS MATTHEW	6/10/2022	10/27/2022	22000003	9.00
AT7	13660002001	095	UT	CM	01/01/2022	306T3656	WC	FWQ6248	E	GEDDES JAY	6/16/2022	10/27/2022	22000024	9.00
AT7	11640005	095	UT	CM	01/01/2022	306T3656	WC	FWQ7827	E	GRASER TROY	7/2/2022	10/27/2022	22000003	9.00
AT7	10480020	042	UT	CB	01/01/2022	306T3656	WC	FWQ8600	E	CLARK JENNAFER	7/6/2022	10/27/2022	22000029	9.00
AT7	16110220	095	UT	CM	01/01/2022	306T3656	WC	FWQ9102	E	GARRETT CHELVEY	7/12/2022	10/27/2022	22000001	9.00
AT7	15320001	095	UT	CM	01/01/2022	306T3656	WC	FXB5653	E	DYKENS SHAUN R	07/23/2022	10/27/2022	22000018	9.00
AT7	15320001	095	UT	CM	01/01/2022	306T3656	WC	FXB5653	E	DYKENS SHAUN R	07/23/2022	10/27/2022	22000019	9.00
AT7	15320018	095	UT	CM	01/01/2022	306T3656	WC	FXB6229	E	GARDNER DENNIS R	8/2/2022	10/27/2022	22000005	9.00

## CSS Worker's Compensation Disbursements Oct 2022 to Nov 2022 - By Check Amount

Client Code	Organization Code	Adjusting Office	State	Claim Designator	Policy Effective Date	Policy Number	Line	Claim Number	Payment Type	Claimant Name	Loss Date	Charge Date	Check Number	Check Amount
AT7	13660001	095	UT	CM	01/01/2022	306T3656	WC	FXB9809	E	TYLER NEELEY	08/24/2022	10/27/2022	22000001	9.00
AT7	16110114	095	UT	CM	01/01/2022	306T3656	WC	FXL0626	E	DAREN WJUDD	08/31/2022	10/27/2022	22000004	9.00
AT7	12230004017	095	UT	CM	01/01/2022	306T3656	WC	FXL0981	E	KIM LATU	8/26/2022	10/27/2022	22000002	9.00
AT7	14660002	095	UT	CM	01/01/2022	306T3656	WC	FXL1324	E	ARIEL DO KEEFE	09/01/2022	10/27/2022	22000001	9.00
AT7	13230004	095	UT	CM	01/01/2022	306T3656	WC	FXL2272	E	BOWLES CHRISTOPH	9/7/2022	10/27/2022	22000003	9.00
AT7	15130	095	UT	CM	01/01/2022	306T3656	WC	FXL4487	E	JOANN CHANDLER	8/31/2022	10/27/2022	22000001	9.00
AT7	16690007	095	UT	CM	01/01/2022	306T3656	WC	FXL5017	E	SHARON LEAVITT	9/21/2022	10/27/2022	22000001	9.00
AT7	13230001	042	UT	CB	01/01/2022	306T3656	WC	FXL5025	E	DAVID RBRICKEY	09/21/2022	10/27/2022	22000001	9.00
AT7	17310002	042	UT	CB	01/01/2022	306T3656	WC	FXL5066	E	TROY ROTHE	08/01/2022	10/27/2022	22000001	9.00
AT7	10020	095	UT	CM	01/01/2022	306T3656	WC	FXL5161	E	LONDON WALLACE	9/20/2022	10/27/2022	22000002	9.00
AT7	16080003003	042	UT	CB	01/01/2022	306T3656	WC	FXL7607	E	DUSTIN SMITH	10/04/2022	10/27/2022	22000002	9.00
AT7	14260003	095	UT	CM	01/01/2022	306T3656	WC	FXL8532	E	SKYLER GAILLEY	10/7/2022	10/27/2022	22000001	9.00
AT7	11690008	095	UT	CM	01/01/2021	306T3656	WC	FXL8849	E	SIMEON MILLER	11/22/2021	10/27/2022	22000001	9.00
AT7	13660003	042	UT	CB	01/01/2022	306T3656	WC	FWK8509	E	LUERA DERRICK	5/23/2022	10/28/2022	22000042	9.00
AT7	11030002	042	UT	CB	01/01/2022	306T3656	WC	FXB5218	E	BRADSHAW NICK	8/3/2022	10/28/2022	22000008	9.00
AT7	16140004	042	UT	CB	01/01/2022	306T3656	WC	FXB7410	E	DOUGLAS JOLSON	7/14/2022	10/28/2022	22000003	9.00
AT7	16140004	042	UT	CB	01/01/2022	306T3656	WC	FXB7410	E	DOUGLAS JOLSON	7/14/2022	10/28/2022	22000004	9.00
AT7	16140004	042	UT	CB	01/01/2022	306T3656	WC	FXB7410	E	DOUGLAS JOLSON	07/14/2022	10/28/2022	22000005	9.00
AT7	16140004	042	UT	CB	01/01/2022	306T3656	WC	FXB7410	E	DOUGLAS JOLSON	7/14/2022	10/28/2022	22000006	9.00
AT7	16690032	042	UT	CB	01/01/2022	306T3656	WC	FWK6752	E	MEDINA MITZIANA	5/13/2022	11/1/2022	22000010	9.00
AT7	13640004	042	UT	CB	01/01/2020	306T3656	WC	FPZ8038	E	RUNOLFSON GABRIEL	7/2/2020	11/3/2022	22000036	9.00
AT7	14480007010	042	UT	CB	01/01/2021	306T3656	WC	FTA8379	E	VAN NOSDOL TY	6/8/2021	11/3/2022	22000016	9.00
AT7	14480007010	042	UT	CB	01/01/2021	306T3656	WC	FTA8379	E	VAN NOSDOL TY	6/8/2021	11/3/2022	22000017	9.00
AT7	14640020	042	UT	CB	01/01/2021	306T3656	WC	FTK8634	E	LLOYD DAKOTA J	8/24/2021	11/3/2022	22000008	9.00
AT7	15610020	042	UT	CB	01/01/2021	306T3656	WC	FTQ2648	E	MITCHELL GENTRY	9/1/2021	11/3/2022	22000006	9.00
AT7	16690025	042	UT	CB	01/01/2022	306T3656	WC	FVC9721	E	AWERKAMP ERIN B	2/21/2022	11/3/2022	22000014	9.00
AT7	16690025	042	UT	CB	01/01/2022	306T3656	WC	FVC9721	E	AWERKAMP ERIN B	2/21/2022	11/3/2022	22000015	9.00
AT7	11030005	042	UT	CB	01/01/2022	306T3656	WC	FVK9877	E	SCOTT JEFFREY	4/11/2022	11/3/2022	22000054	9.00
AT7	16690008	042	UT	CB	01/01/2022	306T3656	WC	FWK0638	E	STUART CHARLES	4/12/2022	11/3/2022	22000023	9.00
AT7	16080001005	042	UT	CB	01/01/2022	306T3656	WC	FWK2634	E	ROSS TODD	4/7/2022	11/3/2022	22000026	9.00
AT7	16690032	042	UT	CB	01/01/2022	306T3656	WC	FWK6752	E	MEDINA MITZIANA	5/13/2022	11/3/2022	22000011	9.00
AT7	13980005	095	UT	CM	01/01/2022	306T3656	WC	FWK8272	E	BOYACK PARKER	5/20/2022	11/3/2022	22000004	9.00
AT7	11870	095	UT	CM	01/01/2022	306T3656	WC	FWK9682	E	JEWKES DEBRA	5/26/2022	11/3/2022	22000013	9.00
AT7	14680010	042	UT	CB	01/01/2022	306T3656	WC	FXB2061	E	DICKINSON DAYTON	7/21/2022	11/3/2022	22000005	9.00
AT7	14480011019	095	UT	CM	01/01/2022	306T3656	WC	FXB4302	E	BROWN KEVIN	7/22/2022	11/3/2022	22000005	9.00
AT7	15320001	095	UT	CM	01/01/2022	306T3656	WC	FXB5653	E	DYKENS SHAUN R	7/23/2022	11/3/2022	22000022	9.00
AT7	10480008	095	UT	CM	01/01/2022	306T3656	WC	FXB5834	E	MAXFIELD JENNIFER	8/9/2022	11/3/2022	22000004	9.00
AT7	13660001	095	UT	CM	01/01/2022	306T3656	WC	FXB9809	E	NEELEY TYLER	8/24/2022	11/3/2022	22000003	9.00
AT7	12230004017	095	UT	CM	01/01/2022	306T3656	WC	FXL0981	E	LATU KIM	8/26/2022	11/3/2022	22000004	9.00

## CSS Worker's Compensation Disbursements Oct 2022 to Nov 2022 - By Check Amount

Client Code	Organization Code	Adjusting Office	State	Claim Designator	Policy Effective Date	Policy Number	Line	Claim Number	Payment Type	Claimant Name	Loss Date	Charge Date	Check Number	Check Amount
AT7	17310002	042	UT	CB	01/01/2022	306T3656	WC	FXL5066	E	ROTHER TROY	8/1/2022	11/3/2022	22000012	9.00
AT7	16000	095	UT	CM	01/01/2022	306T3656	WC	FXL5155	E	CUBBEDGE JORDAN	9/16/2022	11/3/2022	22000002	9.00
AT7	16080001003	042	UT	CB	01/01/2022	306T3656	WC	FXL5905	E	HAMBLETON MATTHEW	7/7/2022	11/3/2022	22000002	9.00
AT7	16080002003	095	UT	CM	01/01/2022	306T3656	WC	FXL7266	E	HARLEY OLSON	9/23/2022	11/3/2022	22000001	9.00
AT7	16080002003	095	UT	CM	01/01/2022	306T3656	WC	FXL7266	E	HARLEY OLSON	9/23/2022	11/3/2022	22000002	9.00
AT7	16080003003	042	UT	CB	01/01/2022	306T3656	WC	FXL7607	E	SMITH DUSTIN	10/4/2022	11/3/2022	22000007	9.00
AT7	11690010	095	UT	CM	01/01/2022	306T3656	WC	FXL8789	E	KOLTON ROSE	10/10/2022	11/3/2022	22000001	9.00
AT7	14700	095	UT	CM	01/01/2022	306T3656	WC	FXW0703	E	STEVEN MEISMER	4/5/2022	11/3/2022	22000001	9.00
AT7	12940006	095	UT	CM	01/01/2018	306T3656	WC	FHY1786	E	ANDREASON JOHN B	9/15/2018	11/4/2022	22000008	9.00
AT7	16080003005	042	UT	CB	01/01/2018	306T3656	WC	FCJ8209	E	HOLLADAY JARED	5/11/2018	11/7/2022	22000111	9.00
AT7	13200008	042	UT	CB	01/01/2022	306T3656	WC	FVK7077	E	FLAIG PAUL	3/29/2022	11/8/2022	22000025	9.00
AT7	16080001005	042	UT	CB	01/01/2022	306T3656	WC	FWK2634	E	ROSS TODD	4/7/2022	11/8/2022	22000027	9.00
AT7	14050001001	042	UT	CB	01/01/2021	306T3656	WC	FTA7813	E	CRNICH ANDY S	7/2/2021	11/10/2022	22000064	9.00
AT7	14480022042	042	UT	CB	01/01/2021	306T3656	WC	FUB4266	E	COX HYRUM	11/12/2021	11/10/2022	22000068	9.00
AT7	16690008	042	UT	CB	01/01/2022	306T3656	WC	FWK0638	E	STUART CHARLES	4/12/2022	11/10/2022	22000024	9.00
AT7	16690008	042	UT	CB	01/01/2022	306T3656	WC	FWK0638	E	STUART CHARLES	4/12/2022	11/10/2022	22000025	9.00
AT7	16140003	095	UT	CM	01/01/2022	306T3656	WC	FWK6368	E	THOMASON RANDY M	5/11/2022	11/10/2022	22000005	9.00
AT7	12110002	095	UT	CM	01/01/2022	306T3656	WC	FWK7235	E	MILLER KAREN	5/2/2022	11/10/2022	22000007	9.00
AT7	16080001003	095	UT	CM	01/01/2022	306T3656	WC	FWK8363	E	ERICKSON JACOB	5/22/2022	11/10/2022	22000034	9.00
AT7	11030001	042	UT	CB	01/01/2022	306T3656	WC	FWQ1348	E	GLENN CHASITY	6/2/2022	11/10/2022	22000011	9.00
AT7	15080003	042	UT	CB	01/01/2022	306T3656	WC	FWQ3568	E	GINES RICK	6/15/2022	11/10/2022	22000007	9.00
AT7	11030002	042	UT	CB	01/01/2022	306T3656	WC	FXB5218	E	BRADSHAW NICHOLAS	8/3/2022	11/10/2022	22000009	9.00
AT7	16690010	095	UT	CM	01/01/2022	306T3656	WC	FXL0687	E	WOOD SHERYL L	8/30/2022	11/10/2022	22000002	9.00
AT7	14140006	095	UT	CM	01/01/2022	306T3656	WC	FXL0958	E	GORDON COLTON	8/31/2022	11/10/2022	22000002	9.00
AT7	14480011018	042	UT	CB	01/01/2022	306T3656	WC	FXL5132	E	HEWARD MIKE	9/19/2022	11/10/2022	22000003	9.00
AT7	10020	095	UT	CM	01/01/2022	306T3656	WC	FXL5161	E	WALLACE LONDON	9/20/2022	11/10/2022	22000003	9.00
AT7	16080003003	042	UT	CB	01/01/2022	306T3656	WC	FXL7607	E	SMITH DUSTIN	10/4/2022	11/10/2022	22000008	9.00
AT7	17870	095	UT	CM	01/01/2022	306T3656	WC	FXL8369	E	WYATT DANGEL	10/6/2022	11/10/2022	22000001	9.00
AT7	13230004	042	UT	CB	01/01/2021	306T3656	WC	FXW3042	E	CAMRON BRUCE	10/27/2021	11/10/2022	22000001	9.00
AT7	16110510	042	UT	CB	01/01/2021	306T3656	WC	FUB1433	E	THEDELL DARRIN E	10/22/2021	11/11/2022	22000009	9.00
AT7	14480007011	042	UT	CB	01/01/2019	306T3656	WC	FMX3723	E	JONES LAURIE	10/3/2019	11/14/2022	22000075	9.00
AT7	14050001001	042	UT	CB	01/01/2021	306T3656	WC	FTA7813	E	CRNICH ANDY S	7/2/2021	11/15/2022	22000065	9.00
AT7	16690032	042	UT	CB	01/01/2022	306T3656	WC	FWK6752	E	MEDINA MITZIANA	5/13/2022	11/15/2022	22000012	9.00
AT7	13980019	042	UT	CB	01/01/2018	306T3656	WC	FJZ1240	E	HOPKINS EDWARD	11/7/2018	11/16/2022	22000056	9.00
AT7	13160001	042	UT	CB	01/01/2019	306T3656	WC	FKN5056	E	LYNCH KEVIN S	1/4/2019	11/16/2022	22000138	9.00
AT7	14480007011	042	UT	CB	01/01/2021	306T3656	WC	FTK7049	E	SYKES ETHEL J	8/18/2021	11/16/2022	22000072	9.00
AT7	11870	095	UT	CM	01/01/2021	306T3656	WC	FTQ8741	E	CHRISTENSEN KENDA	10/18/2021	11/16/2022	22000011	9.00
AT7	13020009	042	UT	CB	01/01/2021	306T3656	WC	FUB9345	E	JOHNSON RANDY L	12/10/2021	11/16/2022	22000075	9.00
AT7	11030002	042	UT	CB	01/01/2022	306T3656	WC	FVK1229	E	FORBES CHARLES	3/1/2022	11/16/2022	22000031	9.00

**CSS Worker's Compensation Disbursements  
Oct 2022 to Nov 2022 - By Check Amount**

Client Code	Organization Code	Adjusting Office	State	Claim Designator	Policy Effective Date	Policy Number	Line	Claim Number	Payment Type	Claimant Name	Loss Date	Charge Date	Check Number	Check Amount
AT7	11640003	042	UT	CB	01/01/2022	306T3656	WC	FXB9539	E	WALTON BLAKE	8/27/2022	11/16/2022	22000015	9.00
AT7	13980019	042	UT	CB	01/01/2018	306T3656	WC	FJZ1240	E	HOPKINS EDWARD	11/7/2018	11/17/2022	22000057	9.00
AT7	11640002	042	UT	CB	01/01/2019	306T3656	WC	FMH1267	E	WEISHAR JOSHUA	7/13/2019	11/17/2022	22000007	9.00
AT7	11640002	042	UT	CB	01/01/2019	306T3656	WC	FMH1267	E	WEISHAR JOSHUA	7/13/2019	11/17/2022	22000008	9.00
AT7	16080001005	095	UT	CM	01/01/2019	306T3656	WC	FMH7217	E	MARRIOTT ROBERT	8/7/2019	11/17/2022	22000004	9.00
AT7	16110411	042	UT	CB	01/01/2020	306T3656	WC	FQV2586	E	LAPRAY ROSS G	9/14/2020	11/17/2022	22000033	9.00
AT7	15320004	042	UT	CB	01/01/2021	306T3656	WC	FSJ2050	E	CURTIS GUY	2/9/2021	11/17/2022	22000022	9.00
AT7	12960008	042	UT	CB	01/01/2021	306T3656	WC	FTK4420	E	OLESON PAUL	8/1/2021	11/17/2022	22000044	9.00
AT7	12960008	042	UT	CB	01/01/2021	306T3656	WC	FTK4420	E	OLESON PAUL	8/1/2021	11/17/2022	22000045	9.00
AT7	12960008	042	UT	CB	01/01/2021	306T3656	WC	FTK4420	E	OLESON PAUL	8/1/2021	11/17/2022	22000046	9.00
AT7	12960008	042	UT	CB	01/01/2021	306T3656	WC	FTK4420	E	OLESON PAUL	8/1/2021	11/17/2022	22000047	9.00
AT7	12960008	042	UT	CB	01/01/2021	306T3656	WC	FTK4420	E	OLESON PAUL	8/1/2021	11/17/2022	22000048	9.00
AT7	12460009	042	UT	CB	01/01/2021	306T3656	WC	FUB2953	E	GHOLSON CHACE	9/15/2021	11/17/2022	22000022	9.00
AT7	16080003004	042	UT	CB	01/01/2022	306T3656	WC	FVK9299	E	TAYLOR DARRAN	1/23/2022	11/17/2022	22000032	9.00
AT7	13750003	095	UT	CM	01/01/2022	306T3656	WC	FWQ1468	E	HAMMON CHASE M	6/5/2022	11/17/2022	22000002	9.00
AT7	14480022044	042	UT	CB	01/01/2022	306T3656	WC	FWQ2255	E	EPPERSON REBEKAH	6/9/2022	11/17/2022	22000018	9.00
AT7	16080001001	042	UT	CB	01/01/2022	306T3656	WC	FWQ6950	E	SHIRVANI JASON	6/30/2022	11/17/2022	22000038	9.00
AT7	11310	042	UT	CB	01/01/2022	306T3656	WC	FXB4525	E	PACE MATTHEW	8/5/2022	11/17/2022	22000016	9.00
AT7	13060002	095	UT	CM	01/01/2022	306T3656	WC	FXB5094	E	GREENER COLTON	8/5/2022	11/17/2022	22000002	9.00
AT7	11030002	042	UT	CB	01/01/2022	306T3656	WC	FXB5218	E	BRADSHAW NICHOLAS	8/3/2022	11/17/2022	22000010	9.00
AT7	11910006	095	UT	CM	01/01/2022	306T3656	WC	FXB5808	E	BRENT CORINNE	8/10/2022	11/17/2022	22000002	9.00
AT7	14250	042	UT	CB	01/01/2022	306T3656	WC	FXB6954	E	GILES TANNER	8/11/2022	11/17/2022	22000003	9.00
AT7	15320001	042	UT	CB	01/01/2022	306T3656	WC	FXB9631	E	JORDAN RHOPKINS	8/18/2022	11/17/2022	22000001	9.00
AT7	13020009	042	UT	CB	01/01/2022	306T3656	WC	FXL0453	E	COOK STETSON	8/30/2022	11/17/2022	22000009	9.00
AT7	12230004017	095	UT	CM	01/01/2022	306T3656	WC	FXL0981	E	LATU KIM	8/26/2022	11/17/2022	22000005	9.00
AT7	12600006	095	UT	CM	01/01/2022	306T3656	WC	FXL1001	E	BRITANNY CADAMS	9/1/2022	11/17/2022	22000001	9.00
AT7	15130	042	UT	CB	01/01/2022	306T3656	WC	FXL4487	E	CHANDLER JOANN	8/31/2022	11/17/2022	22000003	9.00
AT7	10020	095	UT	CM	01/01/2022	306T3656	WC	FXL5161	E	WALLACE LANDON	9/20/2022	11/17/2022	22000004	9.00
AT7	10020	095	UT	CM	01/01/2022	306T3656	WC	FXL5161	E	WALLACE LANDON	9/20/2022	11/17/2022	22000005	9.00
AT7	14050001001	042	UT	CB	01/01/2022	306T3656	WC	FXL6681	E	BACKMAN DARREN	9/26/2022	11/17/2022	22000007	9.00
AT7	16690035	095	UT	CM	01/01/2022	306T3656	WC	FXL8822	E	TONYA ABUSKER	10/6/2022	11/17/2022	22000001	9.00
AT7	15320018	095	UT	CM	01/01/2022	306T3656	WC	FXW2228	E	STEVEN RWHEELER	10/20/2022	11/17/2022	22000001	9.00
AT7	15320018	095	UT	CM	01/01/2022	306T3656	WC	FXW2228	E	STEVEN RWHEELER	10/20/2022	11/17/2022	22000002	9.00
AT7	11830014	042	UT	CB	01/01/2022	306T3656	WC	FXW3535	E	AUSTIN TKIMBER	10/20/2022	11/17/2022	22000001	9.00
AT7	16080001003	095	UT	CM	01/01/2022	306T3656	WC	FVK3153	E	BRANDT ADAM	2/11/2022	11/18/2022	22000008	9.00
AT7	16080001003	095	UT	CM	01/01/2022	306T3656	WC	FVK3153	E	BRANDT ADAM	2/11/2022	11/18/2022	22000009	9.00
AT7	13200007	095	UT	CM	01/01/2022	306T3656	WC	FWQ3162	E	PHILLIPS MATTHEW	6/10/2022	11/18/2022	22000005	9.00
AT7	16080001005	095	UT	CM	01/01/2019	306T3656	WC	FMH7217	E	MARRIOTT ROBERT	8/7/2019	11/21/2022	22000005	9.00
AT7	16080003004	042	UT	CB	01/01/2022	306T3656	WC	FVK9299	E	TAYLOR DARRAN	1/23/2022	11/21/2022	22000034	9.00

### CSS Worker's Compensation Disbursements Oct 2022 to Nov 2022 - By Check Amount

Client Code	Organization Code	Adjusting Office	State	Claim Designator	Policy Effective Date	Policy Number	Line	Claim Number	Payment Type	Claimant Name	Loss Date	Charge Date	Check Number	Check Amount
AT7	11870	095	UT	CM	01/01/2021	306T3656	WC	FTQ8741	E	CHRISTENSEN KENDA	10/18/2021	11/22/2022	22000012	9.00
AT7	15130	095	UT	CM	01/01/2022	306T3656	WC	FWK9831	E	NELSON PAUL B	5/31/2022	11/22/2022	22000008	9.00
AT7	12230004017	095	UT	CM	01/01/2022	306T3656	WC	FXL0981	E	LATU KIM	8/26/2022	11/22/2022	22000006	9.00
AT7	16110411	042	UT	CB	01/01/2020	306T3656	WC	FQV2586	E	LAPRAY ROSS G	9/14/2020	11/28/2022	22000035	9.00
AT7	14050001001	042	UT	CB	01/01/2021	306T3656	WC	FSS5707	E	WILKINSON NICHOLA	5/4/2021	11/28/2022	22000039	9.00
AT7	14480011023	042	UT	CB	01/01/2021	306T3656	WC	FSS6142	E	O'BRIEN JIM	5/4/2021	11/28/2022	22000038	9.00
AT7	13980015	042	UT	CB	01/01/2021	306T3656	WC	FTA9068	E	THOMPSON JODI	7/12/2021	11/28/2022	22000050	9.00
AT7	15320023	095	UT	CM	01/01/2021	306T3656	WC	FUB9127	E	HAMMER RODNEY L	12/10/2021	11/28/2022	22000002	9.00
AT7	16690008	042	UT	CB	01/01/2022	306T3656	WC	FWK0638	E	STUART CHARLES	4/12/2022	11/28/2022	22000026	9.00
AT7	16080001005	042	UT	CB	01/01/2022	306T3656	WC	FWK2634	E	ROSS TODD	4/7/2022	11/28/2022	22000029	9.00
AT7	13660003	042	UT	CB	01/01/2022	306T3656	WC	FWQ1661	E	ROBINSON ZACH	6/7/2022	11/28/2022	22000002	9.00
AT7	14260001	042	UT	CB	01/01/2022	306T3656	WC	FWQ2612	E	NEWMAN KATHRYN	6/1/2022	11/28/2022	22000018	9.00
AT7	16110211	095	UT	CM	01/01/2022	306T3656	WC	FWQ3358	E	LOETHEN JAMES K	6/11/2022	11/28/2022	22000003	9.00
AT7	15080003	042	UT	CB	01/01/2022	306T3656	WC	FWQ3568	E	GINES RICK	6/15/2022	11/28/2022	22000009	9.00
AT7	16080001001	042	UT	CB	01/01/2022	306T3656	WC	FWQ6950	E	SHIRVANI JASON	6/30/2022	11/28/2022	22000039	9.00
AT7	16080001001	042	UT	CB	01/01/2022	306T3656	WC	FWQ6950	E	SHIRVANI JASON	6/30/2022	11/28/2022	22000040	9.00
AT7	16110220	095	UT	CM	01/01/2022	306T3656	WC	FWQ9102	E	HELVEY GARRETT C	7/12/2022	11/28/2022	22000003	9.00
AT7	11660003	042	UT	CB	01/01/2022	306T3656	WC	FWQ9909	E	VEGA ROMAN	7/13/2022	11/28/2022	22000006	9.00
AT7	16690016	042	UT	CB	01/01/2022	306T3656	WC	FXB0866	E	GRIFFIN JENIFER L	6/2/2022	11/28/2022	22000008	9.00
AT7	16690016	042	UT	CB	01/01/2022	306T3656	WC	FXB0866	E	GRIFFIN JENIFER L	6/2/2022	11/28/2022	22000009	9.00
AT7	10610006	095	UT	CM	01/01/2022	306T3656	WC	FXB2783	E	ALEX AFARNES	7/21/2022	11/28/2022	22000001	9.00
AT7	15320001	095	UT	CM	01/01/2022	306T3656	WC	FXB5653	E	DYKENS SHAUN R	7/23/2022	11/28/2022	22000028	9.00
AT7	16110510	095	UT	CM	01/01/2022	306T3656	WC	FXB6678	E	TABOR TIMOTHY W	8/15/2022	11/28/2022	22000015	9.00
AT7	16110220	095	UT	CM	01/01/2022	306T3656	WC	FXB8000	E	SCHIESS BRANDT R	8/16/2022	11/28/2022	22000002	9.00
AT7	13020009	042	UT	CB	01/01/2022	306T3656	WC	FXL0453	E	COOK STETSON	8/30/2022	11/28/2022	22000010	9.00
AT7	13020009	042	UT	CB	01/01/2022	306T3656	WC	FXL0453	E	COOK STETSON	8/30/2022	11/28/2022	22000011	9.00
AT7	13020009	042	UT	CB	01/01/2022	306T3656	WC	FXL0453	E	COOK STETSON	8/30/2022	11/28/2022	22000012	9.00
AT7	13020009	042	UT	CB	01/01/2022	306T3656	WC	FXL0453	E	COOK STETSON	8/30/2022	11/28/2022	22000013	9.00
AT7	15130	042	UT	CB	01/01/2022	306T3656	WC	FXL4487	E	CHANDLER JOANN	8/31/2022	11/28/2022	22000004	9.00
AT7	14480011018	042	UT	CB	01/01/2022	306T3656	WC	FXL5132	E	HEWARD MIKE	9/19/2022	11/28/2022	22000004	9.00
AT7	16000	095	UT	CM	01/01/2022	306T3656	WC	FXL5155	E	CUBBEDGE JORDAN	9/16/2022	11/28/2022	22000004	9.00
AT7	16000	095	UT	CM	01/01/2022	306T3656	WC	FXL5155	E	CUBBEDGE JORDAN	9/16/2022	11/28/2022	22000005	9.00
AT7	10020	095	UT	CM	01/01/2022	306T3656	WC	FXL5161	E	WALLACE LANDON	9/20/2022	11/28/2022	22000007	9.00
AT7	16110590	095	UT	CM	01/01/2022	306T3656	WC	FXL6190	E	TOLLY BRETT A	9/26/2022	11/28/2022	22000003	9.00
AT7	14050001001	042	UT	CB	01/01/2022	306T3656	WC	FXL6681	E	BACKMAN DARREN	9/26/2022	11/28/2022	22000009	9.00
AT7	12110003	042	UT	CB	01/01/2022	306T3656	WC	FXL9380	E	CLAY CAMPBELL	10/6/2022	11/28/2022	22000003	9.00
AT7	11640003	042	UT	CB	01/01/2022	306T3656	WC	FXL9511	E	RICHEY JEFFREY	10/11/2022	11/28/2022	22000001	9.00
AT7	10480007	095	UT	CM	01/01/2022	306T3656	WC	FXW1412	E	RONNIE LHOPES	10/20/2022	11/28/2022	22000003	9.00
AT7	16690030	095	UT	CM	01/01/2022	306T3656	WC	FXW2245	E	CYNTHIA WILSON	8/25/2022	11/28/2022	22000002	9.00



**CSS Worker's Compensation Disbursements  
Oct 2022 to Nov 2022 - By Check Amount**

Client Code	Organization Code	Adjusting Office	State	Claim Designator	Policy Effective Date	Policy Number	Line	Claim Number	Payment Type	Claimant Name	Loss Date	Charge Date	Check Number	Check Amount
AT7	16690009	042	UT	CB	01/01/2022	306T3656	WC	FXW3942	E	MARVIN JTIPPINS	10/31/2022	11/28/2022	22000001	9.00
AT7	16690008	095	UT	CM	01/01/2022	306T3656	WC	FXW4030	E	TAWNA SESCHILLIE	10/27/2022	11/28/2022	22000001	9.00
AT7	14050001001	095	UT	CM	01/01/2022	306T3656	WC	FXW4674	E	HUNTER GRASINGER	10/26/2022	11/28/2022	22000001	9.00
AT7	14680008	095	UT	CM	01/01/2022	306T3656	WC	FXW5161	E	SHELLEY GILLES	10/28/2022	11/28/2022	22000001	9.00
AT7	16110111	095	UT	CM	01/01/2022	306T3656	WC	FXW5452	E	KRISTEEN NCROTHER	10/24/2022	11/28/2022	22000001	9.00
AT7	13660003	042	UT	CB	01/01/2015	306T3656	WC	E3W2365	E	CHUCHRAN JARED A	5/30/2015	11/30/2022	22000174	9.00
AT7	13060002	095	UT	CM	01/01/2022	306T3656	WC	FVK0947	E	MAYNES KELLY A	2/24/2022	11/30/2022	22000002	9.00
AT7	11030002	042	UT	CB	01/01/2022	306T3656	WC	FVK1229	E	FORBES CHARLES	3/1/2022	11/30/2022	22000033	9.00
AT7	16110400	042	UT	CB	01/01/2022	306T3656	WC	FXB6458	E	GARDNER BRADLEY G	8/10/2022	11/30/2022	22000015	9.00
AT7	14910	042	UT	CB	01/01/2022	306T3656	WC	FXL4106	E	NORTHUP THAROLD	9/6/2022	11/30/2022	22000002	9.00
AT7	15130	042	UT	CB	01/01/2022	306T3656	WC	FXL4487	E	CHANDLER JOANN	8/31/2022	11/30/2022	22000005	9.00
AT7	16080002003	042	UT	CB	01/01/2022	306T3656	WC	FXW2614	E	PARKER STEADMAN	7/9/2022	11/30/2022	22000002	9.00
AT7	11640003	042	UT	CB	01/01/2022	306T3656	WC	FXB9539	M	WALTON BLAKE	8/27/2022	10/6/2022	02392507	8.29
AT7	11640003	042	UT	CB	01/01/2022	306T3656	WC	FXB9539	M	WALTON BLAKE	8/27/2022	10/20/2022	02396849	8.29
AT7	11640003	042	UT	CB	01/01/2022	306T3656	WC	FXB9539	M	WALTON BLAKE	8/27/2022	11/3/2022	02401266	8.29
AT7	16080001005	042	UT	CB	01/01/2022	306T3656	WC	FWK2634	M	ROSS TODD	4/7/2022	10/13/2022	02394677	8.11
AT7	13180	042	UT	CB	01/01/2022	306T3656	WC	FWQ4478	M	HINCKLEY AUSTIN	06/14/2022	10/19/2022	68069633	6.41
AT7	13980019	042	UT	CB	01/01/2018	306T3656	WC	FJZ1240	M	HOPKINS EDWARD	11/7/2018	11/3/2022	02401030	6.26
AT7	13230	042	UT	CB	01/01/1993	306T4813	WC	A4J7027	E	SERASSIO DARLA	10/15/1993	10/05/2022	22000086	5.27
AT7	10640	042	UT	CB	01/01/2016	306T3656	WC	ESL7571	M	BATES LAURIE	1/19/2016	10/6/2022	02391862	5.24
AT7	16110200	042	UT	CB	01/01/2022	306T3656	WC	FXL3353	M	SEELY AMMON L	09/13/2022	10/06/2022	02392536	4.56
AT7	12380	042	UT	CB	01/01/2009	306T3656	WC	A4J4807	E	BRADSHAW TOM G	07/13/2009	10/06/2022	22000343	4.45
AT7	14190013	095	UT	CM	01/01/2022	306T3656	WC	FXB4971	E	SEELY LAYNE	8/2/2022	11/10/2022	22000002	3.64
AT7	11460	042	UT	CB	01/01/2022	306T3656	WC	FVC5842	E	BRAILSFORD LORETT	2/2/2022	11/9/2022	22000030	2.70
AT7	12070	042	UT	CB	01/01/2008	306T3656	WC	A9E3676	E	DOMINGO MANUEL	1/21/2008	11/3/2022	22000136	2.40
AT7	13640004	042	UT	CB	01/01/2020	306T3656	WC	FPZ8038	E	RUNOLFSON GABRIEL	7/2/2020	11/1/2022	22000035	(9.00)
AT7	12230004019	042	UT	CB	01/01/2021	306T3656	WC	FRU7894	E	COOK DARIN	2/3/2021	11/1/2022	22000077	(9.00)
AT7	12230004019	042	UT	CB	01/01/2021	306T3656	WC	FRU7894	E	COOK DARIN	2/3/2021	11/1/2022	22000078	(9.00)
AT7	12230004019	042	UT	CB	01/01/2021	306T3656	WC	FRU7894	E	COOK DARIN	2/3/2021	11/1/2022	22000079	(9.00)
AT7	14640020	042	UT	CB	01/01/2021	306T3656	WC	FTK8634	E	LLOYD DAKOTA J	8/24/2021	11/1/2022	22000007	(9.00)
AT7	11870	095	UT	CM	01/01/2021	306T3656	WC	FTQ8741	E	CHRISTENSEN KENDA	10/18/2021	11/1/2022	22000010	(9.00)
AT7	13200008	042	UT	CB	01/01/2022	306T3656	WC	FVK7077	E	FLAIG PAUL	3/29/2022	11/1/2022	22000024	(9.00)
AT7	12110002	095	UT	CM	01/01/2022	306T3656	WC	FWK7235	E	MILLER KAREN	5/2/2022	11/1/2022	22000006	(9.00)
AT7	11870	095	UT	CM	01/01/2022	306T3656	WC	FWK9682	E	JEWKES DEBRA	5/26/2022	11/1/2022	22000012	(9.00)
AT7	15130	095	UT	CM	01/01/2022	306T3656	WC	FWK9831	E	NELSON PAUL B	5/31/2022	11/1/2022	22000007	(9.00)
AT7	13200007	095	UT	CM	01/01/2022	306T3656	WC	FWQ3162	E	PHILLIPS MATTHEW	6/10/2022	11/1/2022	22000004	(9.00)
AT7	13660002001	095	UT	CM	01/01/2022	306T3656	WC	FWQ6248	E	GEDDES JAY	6/16/2022	11/1/2022	22000025	(9.00)
AT7	16110220	095	UT	CM	01/01/2022	306T3656	WC	FWQ9102	E	HELVEY GARRETT C	7/12/2022	11/1/2022	22000002	(9.00)
AT7	15320001	095	UT	CM	01/01/2022	306T3656	WC	FXB5653	E	DYKENS SHAUN R	7/23/2022	11/1/2022	22000021	(9.00)

**CSS Worker's Compensation Disbursements  
Oct 2022 to Nov 2022 - By Check Amount**

Client Code	Organization Code	Adjusting Office	State	Claim Designator	Policy Effective Date	Policy Number	Line	Claim Number	Payment Type	Claimant Name	Loss Date	Charge Date	Check Number	Check Amount
AT7	13660001	095	UT	CM	01/01/2022	306T3656	WC	FXB9809	E	NEELEY TYLER	8/24/2022	11/1/2022	22000002	(9.00)
AT7	16110114	095	UT	CM	01/01/2022	306T3656	WC	FXL0626	E	JUDD DAREN W	8/31/2022	11/1/2022	22000005	(9.00)
AT7	12230004017	095	UT	CM	01/01/2022	306T3656	WC	FXL0981	E	LATU KIM	8/26/2022	11/1/2022	22000003	(9.00)
AT7	14050001001	042	UT	CB	01/01/2021	306T3656	WC	FSS5707	E	WILKINSON NICHOLA	5/4/2021	11/4/2022	22000038	(9.00)
AT7	14140001	042	UT	CB	01/01/2021	306T3656	WC	FUN0856	E	HIGGINS DEVEN	12/16/2021	11/4/2022	22000010	(9.00)
AT7	16690025	042	UT	CB	01/01/2022	306T3656	WC	FVC9721	E	AWERKAMP ERIN B	2/21/2022	11/4/2022	22000016	(9.00)
AT7	14260001	042	UT	CB	01/01/2022	306T3656	WC	FWQ2612	E	NEWMAN KATHRYN	6/1/2022	11/4/2022	22000017	(9.00)
AT7	15320001	095	UT	CM	01/01/2022	306T3656	WC	FXB5653	E	DYKENS SHAUN R	7/23/2022	11/4/2022	22000023	(9.00)
AT7	11030002	042	UT	CB	01/01/2022	306T3656	WC	FBK1229	E	FORBES CHARLES	3/1/2022	11/16/2022	22000030	(9.00)
AT7	11460	042	UT	CB	01/01/2022	306T3656	WC	FVC5842	E	BRAILSFORD LORETT	2/2/2022	11/18/2022	22000034	(9.00)
AT7	13750003	095	UT	CM	01/01/2022	306T3656	WC	FWQ1468	E	HAMMON CHASE M	6/5/2022	11/23/2022	22000003	(9.00)
AT7	11030002	042	UT	CB	01/01/2022	306T3656	WC	FBK1229	M	FORBES CHARLES	3/1/2022	10/26/2022	92423151	(10.39)
AT7	13350	042	UT	CB	01/01/2009	306T3656	WC	A5V6169	E	PRITCHETT MIKE	02/11/2009	10/24/2022	22000112	(39.80)
AT7	12230004017	095	UT	CM	01/01/2022	306T3656	WC	FXL0981	M	KIM LATU	8/26/2022	10/31/2022	68075402	(39.83)
AT7	13370005	042	UT	CB	01/01/2022	306T3656	WC	FBK9599	M	JENSEN TRISTAN	4/11/2022	10/21/2022	92422368	(63.82)
AT7	16140004	042	UT	CB	01/01/2022	306T3656	WC	FXB7410	E	OLSON DOUGLAS J	7/14/2022	11/1/2022	22000007	(69.40)
AT7	13200007	095	UT	CM	01/01/2022	306T3656	WC	FWQ3162	M	PHILLIPS MATTHEW	6/10/2022	10/31/2022	68075401	(76.00)
AT7	16690025	042	UT	CB	01/01/2022	306T3656	WC	FVC9721	E	AWERKAMP ERIN B	2/21/2022	11/1/2022	22000013	(76.18)
AT7	15320001	095	UT	CM	01/01/2022	306T3656	WC	FXB5653	M	DYKENS SHAUN R	7/23/2022	11/3/2022	68075414	(129.90)
AT7	15320001	095	UT	CM	01/01/2022	306T3656	WC	FXB5653	M	DYKENS SHAUN R	07/23/2022	10/31/2022	68075401	(136.92)
AT7	15130	095	UT	CM	01/01/2022	306T3656	WC	FWK9831	M	NELSON PAUL B	5/31/2022	10/31/2022	68075410	(148.40)
AT7	13750003	095	UT	CM	01/01/2022	306T3656	WC	FWQ1468	M	HAMMON CHASE M	6/5/2022	11/22/2022	68091256	(148.40)
AT7	11870	095	UT	CM	01/01/2021	306T3656	WC	FTQ8741	M	CHRISTENSEN KENDA	10/18/2021	10/31/2022	68075401	(173.00)
AT7	13260	042	UT	CB	01/01/2019	306T3656	WC	FMP1766	M	MYERS LAURA	08/19/2019	10/24/2022	92422926	(190.94)
AT7	13660001	095	UT	CM	01/01/2022	306T3656	WC	FXB9809	M	TYLER NEELEY	08/24/2022	10/31/2022	68075401	(209.66)
AT7	13660002001	095	UT	CM	01/01/2022	306T3656	WC	FWQ6248	M	GEDDES JAY	6/16/2022	10/31/2022	68075259	(224.00)
AT7	12110002	095	UT	CM	01/01/2022	306T3656	WC	FWK7235	M	MILLER KAREN	5/2/2022	10/31/2022	68075420	(250.68)
AT7	14050001001	042	UT	CB	01/01/2021	306T3656	WC	FSS5707	M	WILKINSON NICHOLA	5/4/2021	11/3/2022	68075417	(252.18)
AT7	11870	095	UT	CM	01/01/2022	306T3656	WC	FWK9682	M	JEWKES DEBRA	5/26/2022	10/31/2022	68075401	(316.20)
AT7	14140001	042	UT	CB	01/01/2021	306T3656	WC	FUN0856	M	HIGGINS DEVEN	12/16/2021	11/3/2022	68075421	(461.81)
AT7	14640020	042	UT	CB	01/01/2021	306T3656	WC	FTK8634	M	LLOYD DAKOTA J	8/24/2021	10/31/2022	68075416	(467.94)
AT7	16140004	042	UT	CB	01/01/2022	306T3656	WC	FXB7410	M	DOUGLAS JOLSON	7/14/2022	10/31/2022	68075415	(575.28)
AT7	16110114	095	UT	CM	01/01/2022	306T3656	WC	FXL0626	M	DAREN WJUDD	08/31/2022	10/31/2022	68075420	(588.19)
AT7	13640004	042	UT	CB	01/01/2020	306T3656	WC	FPZ8038	M	RUNOLFSON GABRIEL	7/2/2020	10/31/2022	68075419	(682.32)
AT7	16690025	042	UT	CB	01/01/2022	306T3656	WC	FVC9721	M	AWERKAMP ERIN B	02/21/2022	10/31/2022	68075416	(702.99)
AT7	14260001	042	UT	CB	01/01/2022	306T3656	WC	FWQ2612	M	NEWMAN KATHRYN	6/1/2022	11/3/2022	68075399	(977.54)
AT7	16110220	095	UT	CM	01/01/2022	306T3656	WC	FWQ9102	M	GARRETT CHELVEY	7/12/2022	10/31/2022	68075420	(1,088.31)
AT7	12230004019	042	UT	CB	01/01/2021	306T3656	WC	FRU7894	M	COOK DARIN	2/3/2021	10/31/2022	68075194	(1,115.00)
AT7	10810	042	UT	CB	01/01/1996	306T4813	WC	A4J7017	E	BROWN CHRIS J	11/19/1996	11/21/2022	22000077	(1,272.03)

**CSS Worker's Compensation Disbursements  
Oct 2022 to Nov 2022 - By Check Amount**

Client Code	Organization Code	Adjusting Office	State	Claim Designator	Policy Effective Date	Policy Number	Line	Claim Number	Payment Type	Claimant Name	Loss Date	Charge Date	Check Number	Check Amount
AT7	13200008	042	UT	CB	01/01/2022	306T3656	WC	FVK7077	M	FLAIG PAUL	03/29/2022	10/31/2022	68075415	(1,636.20)
AT7	14640024	042	UT	CB	01/01/2022	306T3656	WC	FXL7792	C	BONNER TYLER	10/5/2022	11/14/2022	68069983	(2,260.00)
AT7	16690025	042	UT	CB	01/01/2022	306T3656	WC	FVC9721	M	AWERKAMP ERIN B	2/21/2022	11/3/2022	68075422	(2,334.69)
<b>Total</b>													<b>2581</b>	<b>\$ 801,302.55</b>

**CSS Worker's Compensation Disbursements  
Oct 2022 to Nov 2022 - By Check Number**

Client Code	Organization Code	Adjusting Office	State	Claim Designator	Policy Effective Date	Policy Number	Line	Claim Number	Payment Type	Claimant Name	Loss Date	Charge Date	Check Number	Check Amount
AT7	11030001	042	UT	CB	01/01/2022	306T3656	WC	FWQ1348	C	GLENN CHASITY	06/02/2022	10/03/2022	00510470	1,514.00
AT7	14050003005	042	UT	CB	01/01/2022	306T3656	WC	FWK4212	C	PETERSON MASON	05/02/2022	10/03/2022	00510517	103.69
AT7	14480007011	042	UT	CB	01/01/2021	306T3656	WC	FTK7049	C	SYKES ETHEL J	08/18/2021	10/05/2022	00512694	880.00
AT7	14740003	042	UT	CB	01/01/2021	306T3656	WC	FTA3397	C	OBRAY TANNER	06/11/2021	10/05/2022	00512696	415.71
AT7	16690010	042	UT	CB	01/01/2022	306T3656	WC	FWQ9278	C	YAMASHITA JILL	06/19/2022	10/10/2022	00515393	2,076.00
AT7	16110114	042	UT	CB	01/01/2020	306T3656	WC	FPZ2824	C	CHRISTENSEN BRETT	06/15/2020	10/11/2022	00516537	1,222.00
AT7	12830	042	UT	CB	01/01/2022	306T3656	WC	FWK9510	C	ROWSER TYLER	05/29/2022	10/11/2022	00516562	643.62
AT7	14260004	042	UT	CB	01/01/2022	306T3656	WC	FXL0472	C	KEARL COBY	08/30/2022	10/11/2022	00516639	1,207.12
AT7	11030001	042	UT	CB	01/01/2022	306T3656	WC	FWQ1348	C	GLENN CHASITY	06/02/2022	10/17/2022	00520427	1,514.00
AT7	14050003005	042	UT	CB	01/01/2022	306T3656	WC	FWK4212	C	PETERSON MASON	05/02/2022	10/17/2022	00520599	109.74
AT7	16080003003	042	UT	CB	01/01/2022	306T3656	WC	FXL7607	C	DUSTIN SMITH	10/04/2022	10/17/2022	00520830	1,452.84
AT7	14480011018	042	UT	CB	01/01/2022	306T3656	WC	FXL5132	C	HEWARD MIKE	09/19/2022	10/18/2022	00521580	786.00
AT7	14480007011	042	UT	CB	01/01/2021	306T3656	WC	FTK7049	C	SYKES ETHEL J	08/18/2021	10/19/2022	00522653	880.00
AT7	16690010	042	UT	CB	01/01/2022	306T3656	WC	FWQ9278	C	YAMASHITA JILL	06/19/2022	10/24/2022	00525388	2,076.00
AT7	16110114	042	UT	CB	01/01/2020	306T3656	WC	FPZ2824	C	CHRISTENSEN BRETT	06/15/2020	10/25/2022	00526514	1,222.00
AT7	12830	042	UT	CB	01/01/2022	306T3656	WC	FWK9510	C	ROWSER TYLER	05/29/2022	10/27/2022	00528672	956.95
AT7	11030001	042	UT	CB	01/01/2022	306T3656	WC	FWQ1348	C	GLENN CHASITY	06/02/2022	10/31/2022	00530139	1,514.00
AT7	14050003005	042	UT	CB	01/01/2022	306T3656	WC	FWK4212	C	PETERSON MASON	05/02/2022	10/31/2022	00530457	102.21
AT7	14480011018	042	UT	CB	01/01/2022	306T3656	WC	FXL5132	C	HEWARD MIKE	09/19/2022	11/01/2022	00531189	280.72
AT7	14480007011	042	UT	CB	01/01/2021	306T3656	WC	FTK7049	C	SYKES ETHEL J	08/18/2021	11/02/2022	00532653	880.00
AT7	16690010	042	UT	CB	01/01/2022	306T3656	WC	FWQ9278	C	YAMASHITA JILL	06/19/2022	11/07/2022	00535347	2,076.00
AT7	16110114	042	UT	CB	01/01/2020	306T3656	WC	FPZ2824	C	CHRISTENSEN BRETT	06/15/2020	11/08/2022	00536504	1,222.00
AT7	17950	042	UT	CB	01/01/2021	306T3656	WC	FTK4591	C	WILSON JACKIE	07/26/2021	11/09/2022	00537548	924.00
AT7	13980014	042	UT	CB	01/01/2021	306T3656	WC	FUB6482	M	MCBRIDE TRAVIS	11/17/2021	11/11/2022	00539564	160.00
AT7	11030001	042	UT	CB	01/01/2022	306T3656	WC	FWQ1348	C	GLENN CHASITY	06/02/2022	11/14/2022	00540496	1,514.00
AT7	14640024	042	UT	CB	01/01/2022	306T3656	WC	FXL7792	C	BONNER TYLER	10/05/2022	11/14/2022	00540527	2,260.00
AT7	14050003005	042	UT	CB	01/01/2022	306T3656	WC	FWK4212	C	PETERSON MASON	05/02/2022	11/14/2022	00540650	115.94
AT7	12830	042	UT	CB	01/01/2022	306T3656	WC	FWK9510	C	ROWSER TYLER	05/29/2022	11/14/2022	00540659	737.15
AT7	12830	042	UT	CB	01/01/2022	306T3656	WC	FWK9510	M	ROWSER TYLER	05/29/2022	11/14/2022	00540670	173.24
AT7	14480007011	042	UT	CB	01/01/2021	306T3656	WC	FTK7049	C	SYKES ETHEL J	08/18/2021	11/14/2022	00540837	880.00
AT7	14480011018	042	UT	CB	01/01/2022	306T3656	WC	FXL5132	C	HEWARD MIKE	09/19/2022	11/15/2022	00541614	786.00
AT7	14640024	042	UT	CB	01/01/2022	306T3656	WC	FXL7792	C	BONNER TYLER	10/05/2022	11/16/2022	00542618	2,260.00
AT7	17950	042	UT	CB	01/01/2021	306T3656	WC	FTK4591	M	WILSON JACKIE	07/26/2021	11/16/2022	00542671	202.52
AT7	16690010	042	UT	CB	01/01/2022	306T3656	WC	FWQ9278	C	YAMASHITA JILL	06/19/2022	11/21/2022	00545415	2,076.00
AT7	16110114	042	UT	CB	01/01/2020	306T3656	WC	FPZ2824	C	CHRISTENSEN BRETT	06/15/2020	11/22/2022	00546581	1,222.00
AT7	11030001	042	UT	CB	01/01/2022	306T3656	WC	FWQ1348	C	GLENN CHASITY	06/02/2022	11/29/2022	00549704	1,514.00

**CSS Worker's Compensation Disbursements  
Oct 2022 to Nov 2022 - By Check Number**

Client Code	Organization Code	Adjusting Office	State	Claim Designator	Policy Effective Date	Policy Number	Line	Claim Number	Payment Type	Claimant Name	Loss Date	Charge Date	Check Number	Check Amount
AT7	14480011018	042	UT	CB	01/01/2022	306T3656	WC	FXL5132	C	HEWARD MIKE	09/19/2022	11/29/2022	00549705	786.00
AT7	14050003005	042	UT	CB	01/01/2022	306T3656	WC	FWK4212	C	PETERSON MASON	05/02/2022	11/29/2022	00550580	79.04
AT7	14640024	042	UT	CB	01/01/2022	306T3656	WC	FXL7792	C	BONNER TYLER	10/05/2022	11/30/2022	00552098	2,260.00
AT7	14480007011	042	UT	CB	01/01/2021	306T3656	WC	FTK7049	C	SYKES ETHEL J	08/18/2021	11/30/2022	00552363	880.00
AT7	13230	042	UT	CB	01/01/1993	306T4813	WC	A4J7027	M	SERASSIO DARLA	10/15/1993	10/04/2022	02390438	125.46
AT7	13230	042	UT	CB	01/01/1993	306T4813	WC	A4J7027	M	SERASSIO DARLA	10/15/1993	10/04/2022	02390439	100.00
AT7	14640020	042	UT	CB	01/01/2021	306T3656	WC	FTK8634	M	LLOYD DAKOTA J	08/24/2021	10/04/2022	02390611	369.36
AT7	14050003005	042	UT	CB	01/01/2022	306T3656	WC	FWK4212	M	PETERSON MASON	05/02/2022	10/04/2022	02390737	161.03
AT7	14050003005	042	UT	CB	01/01/2022	306T3656	WC	FWK4212	M	PETERSON MASON	05/02/2022	10/04/2022	02390738	169.50
AT7	14050003005	042	UT	CB	01/01/2022	306T3656	WC	FWK4212	M	PETERSON MASON	05/02/2022	10/04/2022	02390739	153.00
AT7	16080001001	095	UT	CM	01/01/2022	306T3656	WC	FWQ6950	M	SHIRVANI JASON	06/30/2022	10/04/2022	02390787	579.53
AT7	12810003	095	UT	CM	01/01/2022	306T3656	WC	FXB4949	M	RUBIO-COLLINS LUI	08/02/2022	10/04/2022	02390908	155.33
AT7	16110510	095	UT	CM	01/01/2022	306T3656	WC	FXB6678	M	TABOR TIMOTHY W	08/15/2022	10/04/2022	02390924	306.38
AT7	12810	042	UT	CB	01/01/2008	306T3656	WC	A5V0391	C	SKINNER CHARLES B	11/03/2008	10/05/2022	02391156	928.46
AT7	17310	042	UT	CB	01/01/2005	306T4813	WC	EZD4860	C	SHROPE LOUIS	02/17/2005	10/05/2022	02391311	753.93
AT7	12940	042	UT	CB	01/01/1991	306T4813	WC	A4J6991	M	ANDREASON J. BLAI	07/09/1991	10/06/2022	02391674	124.84
AT7	13270	042	UT	CB	01/01/1998	306T4813	WC	A4J7016	M	BIRD TRACY	07/25/1998	10/06/2022	02391675	354.70
AT7	10810001	042	UT	CB	01/01/2014	306T3656	WC	E0C0856	M	TERRY JEFFREY L	04/02/2014	10/06/2022	02391848	95.40
AT7	10640	042	UT	CB	01/01/2016	306T3656	WC	ESL7571	M	BATES LAURIE	01/19/2016	10/06/2022	02391862	5.24
AT7	13020009	042	UT	CB	01/01/2021	306T3656	WC	FUB9345	M	JOHNSON RANDY L	12/10/2021	10/06/2022	02392426	570.40
AT7	11640003	042	UT	CB	01/01/2022	306T3656	WC	FXB9539	M	WALTON BLAKE	08/27/2022	10/06/2022	02392507	8.29
AT7	13020009	042	UT	CB	01/01/2022	306T3656	WC	FXL0453	M	COOK STETSON	08/30/2022	10/06/2022	02392532	69.59
AT7	11910003	095	UT	CM	01/01/2022	306T3656	WC	FXL0518	M	BAILLEE MABE	08/30/2022	10/06/2022	02392533	126.24
AT7	16110200	042	UT	CB	01/01/2022	306T3656	WC	FXL3353	M	SEELY AMMON L	09/13/2022	10/06/2022	02392536	4.56
AT7	14260001	042	UT	CB	01/01/2022	306T3656	WC	FWQ2612	M	NEWMAN KATHRYN	06/01/2022	10/11/2022	02393629	2,281.11
AT7	14890	042	UT	CB	01/01/2022	306T3656	WC	FXB3747	M	JENSEN DALLIN	08/02/2022	10/11/2022	02393779	2,281.11
AT7	13230004	042	UT	CB	01/01/2009	306T3656	WC	A4J5660	C	CRUMP DANNY R	07/21/2009	10/13/2022	02394033	1,209.80
AT7	10810001	042	UT	CB	01/01/2014	306T3656	WC	E0C0856	M	TERRY JEFFREY L	04/02/2014	10/13/2022	02394379	134.54
AT7	13660003	042	UT	CB	01/01/2015	306T3656	WC	E3W2365	M	CHUCHRAN JARED A	05/30/2015	10/13/2022	02394395	69.06
AT7	11030002	042	UT	CB	01/01/2022	306T3656	WC	FVK1229	M	FORBES CHARLES	03/01/2022	10/13/2022	02394664	10.39
AT7	16080001005	042	UT	CB	01/01/2022	306T3656	WC	FWK2634	M	ROSS TODD	04/07/2022	10/13/2022	02394677	8.11
AT7	12830	042	UT	CB	01/01/2022	306T3656	WC	FWK9510	M	ROWSER TYLER	05/29/2022	10/13/2022	02394681	109.05
AT7	15320001	095	UT	CM	01/01/2022	306T3656	WC	FXB5653	M	DYKENS SHAUN R	07/23/2022	10/13/2022	02394781	57.73
AT7	15320001	095	UT	CM	01/01/2022	306T3656	WC	FXB5653	M	DYKENS SHAUN R	07/23/2022	10/13/2022	02394782	163.54
AT7	13060002	095	UT	CM	01/01/2022	306T3656	WC	FXB9617	M	GREENER COLTON	08/26/2022	10/13/2022	02394788	2,639.25
AT7	13230	042	UT	CB	01/01/1993	306T4813	WC	A4J7027	M	SERASSIO DARLA	10/15/1993	10/18/2022	02395134	125.00

**CSS Worker's Compensation Disbursements  
Oct 2022 to Nov 2022 - By Check Number**

Client Code	Organization Code	Adjusting Office	State	Claim Designator	Policy Effective Date	Policy Number	Line	Claim Number	Payment Type	Claimant Name	Loss Date	Charge Date	Check Number	Check Amount
AT7	16110510	095	UT	CM	01/01/2022	306T3656	WC	FXB6678	M	TABOR TIMOTHY W	08/15/2022	10/18/2022	02395672	161.03
AT7	13020009	042	UT	CB	01/01/2022	306T3656	WC	FXL0453	M	COOK STETSON	08/30/2022	10/18/2022	02395756	698.63
AT7	12810	042	UT	CB	01/01/2008	306T3656	WC	A5V0391	C	SKINNER CHARLES B	11/03/2008	10/19/2022	02395901	928.46
AT7	13660	042	UT	CB	01/01/2007	306T3656	WC	CAU3007	C	PENOVICH MICHAEL	07/05/2007	10/19/2022	02395945	2,260.00
AT7	17310	042	UT	CB	01/01/2005	306T4813	WC	EZD4860	C	SHROPE LOUIS	02/17/2005	10/19/2022	02396055	753.93
AT7	13230	042	UT	CB	01/01/1993	306T4813	WC	A4J7027	M	SERASSIO DARLA	10/15/1993	10/19/2022	02396107	543.66
AT7	12940	042	UT	CB	01/01/1991	306T4813	WC	A4J6991	M	ANDREASON J. BLAI	07/09/1991	10/20/2022	02396402	205.34
AT7	13270	042	UT	CB	01/01/1998	306T4813	WC	A4J7016	M	BIRD TRACY	07/25/1998	10/20/2022	02396403	86.20
AT7	15610016	042	UT	CB	01/01/2010	306T3656	WC	EKT6413	M	MONEY STEVEN	08/11/2010	10/20/2022	02396550	71.65
AT7	13160001	042	UT	CB	01/01/2019	306T3656	WC	FKN5056	M	LYNCH KEVIN S	01/04/2019	10/20/2022	02396616	711.44
AT7	11030002	042	UT	CB	01/01/2022	306T3656	WC	FVK1229	M	FORBES CHARLES	03/01/2022	10/20/2022	02396801	10.39
AT7	14740003	042	UT	CB	01/01/2022	306T3656	WC	FWQ6799	M	KIESZ PAUL	06/29/2022	10/20/2022	02396821	54.66
AT7	11640003	042	UT	CB	01/01/2022	306T3656	WC	FXB9539	M	WALTON BLAKE	08/27/2022	10/20/2022	02396849	8.29
AT7	16080003003	042	UT	CB	01/01/2022	306T3656	WC	FXL7607	M	DUSTIN SMITH	10/04/2022	10/20/2022	02396884	22.87
AT7	14050003005	042	UT	CB	01/01/2022	306T3656	WC	FWK4212	M	PETERSON MASON	05/02/2022	10/25/2022	02397559	145.35
AT7	13660003	042	UT	CB	01/01/2022	306T3656	WC	FWK8509	M	LUERA DERRICK	05/23/2022	10/25/2022	02397562	123.85
AT7	16080001001	095	UT	CM	01/01/2022	306T3656	WC	FWQ6950	M	SHIRVANI JASON	06/30/2022	10/25/2022	02397617	155.33
AT7	16080001001	095	UT	CM	01/01/2022	306T3656	WC	FWQ6950	M	SHIRVANI JASON	06/30/2022	10/25/2022	02397618	155.33
AT7	16080001001	095	UT	CM	01/01/2022	306T3656	WC	FWQ6950	M	SHIRVANI JASON	06/30/2022	10/25/2022	02397619	155.33
AT7	16080001001	095	UT	CM	01/01/2022	306T3656	WC	FWQ6950	M	SHIRVANI JASON	06/30/2022	10/25/2022	02397620	415.11
AT7	16690016	095	UT	CM	01/01/2022	306T3656	WC	FXB0866	M	GRIFFIN JENIFER L	06/02/2022	10/25/2022	02397712	369.36
AT7	16110510	095	UT	CM	01/01/2022	306T3656	WC	FXB6678	M	TABOR TIMOTHY W	08/15/2022	10/25/2022	02397725	145.35
AT7	14480022042	042	UT	CB	01/01/2022	306T3656	WC	FWK2605	M	HOWELL DOUGLAS	04/24/2022	10/26/2022	02398239	2,281.11
AT7	16080001005	042	UT	CB	01/01/2022	306T3656	WC	FWK2634	M	ROSS TODD	04/07/2022	10/26/2022	02398240	349.60
AT7	13230004	042	UT	CB	01/01/2009	306T3656	WC	A4J5660	C	CRUMP DANNY R	07/21/2009	10/27/2022	02398322	1,209.80
AT7	10810	042	UT	CB	01/01/2004	306T4813	WC	A4J2029	M	HANSGEN BRYAN	10/12/2004	10/27/2022	02398418	195.92
AT7	12940	042	UT	CB	01/01/1991	306T4813	WC	A4J6991	M	ANDREASON J. BLAI	07/09/1991	10/27/2022	02398419	158.28
AT7	10810	042	UT	CB	01/01/1998	306T4813	WC	A4J7023	M	PATTERSON WILLIAM	09/25/1998	10/27/2022	02398420	208.94
AT7	00503	042	UT	CB	01/01/1987	306T4813	WC	A4J7031	M	ARCHIBEQUE ALICE	08/13/1987	10/27/2022	02398421	10.98
AT7	11110	042	UT	CB	01/01/1989	306T4813	WC	A4J7066	M	JENSEN MICHAEL	04/25/1989	10/27/2022	02398422	2,344.95
AT7	14500002	042	UT	CB	01/01/2013	306T3656	WC	EXW6895	M	MOLLING MARC H	09/19/2013	10/27/2022	02398556	261.48
AT7	13160001	042	UT	CB	01/01/2019	306T3656	WC	FKN5056	M	LYNCH KEVIN S	01/04/2019	10/27/2022	02398611	194.74
AT7	11030002	042	UT	CB	01/01/2022	306T3656	WC	FVK1229	M	FORBES CHARLES	03/01/2022	10/27/2022	02398777	14.21
AT7	16080001003	042	UT	CB	01/01/2021	306T3656	WC	FVC8797	M	WOOD THOMAS	11/24/2021	11/01/2022	02399665	161.03
AT7	14050003005	042	UT	CB	01/01/2022	306T3656	WC	FWK4212	M	PETERSON MASON	05/02/2022	11/01/2022	02399749	145.35
AT7	14050003005	042	UT	CB	01/01/2022	306T3656	WC	FWK4212	M	PETERSON MASON	05/02/2022	11/01/2022	02399750	145.35

**CSS Worker's Compensation Disbursements  
Oct 2022 to Nov 2022 - By Check Number**

Client Code	Organization Code	Adjusting Office	State	Claim Designator	Policy Effective Date	Policy Number	Line	Claim Number	Payment Type	Claimant Name	Loss Date	Charge Date	Check Number	Check Amount
AT7	16080001001	042	UT	CB	01/01/2022	306T3656	WC	FWQ6950	M	SHIRVANI JASON	06/30/2022	11/01/2022	02399816	161.03
AT7	16080001001	042	UT	CB	01/01/2022	306T3656	WC	FWQ6950	M	SHIRVANI JASON	06/30/2022	11/01/2022	02399817	161.03
AT7	16110510	095	UT	CM	01/01/2022	306T3656	WC	FXB6678	M	TABOR TIMOTHY W	08/15/2022	11/01/2022	02399914	161.03
AT7	16080003003	042	UT	CB	01/01/2022	306T3656	WC	FXL7607	M	SMITH DUSTIN	10/04/2022	11/01/2022	02400033	370.50
AT7	12810	042	UT	CB	01/01/2008	306T3656	WC	A5V0391	C	SKINNER CHARLES B	11/03/2008	11/02/2022	02400271	928.46
AT7	17310	042	UT	CB	01/01/2005	306T4813	WC	EZD4860	C	SHROPE LOUIS	02/17/2005	11/02/2022	02400427	753.93
AT7	13270	042	UT	CB	01/01/1998	306T4813	WC	A4J7016	M	BIRD TRACY	07/25/1998	11/03/2022	02400815	67.02
AT7	14760	042	UT	CB	01/01/1995	306T4813	WC	A4J7034	M	ERICSON EDWIN	08/22/1995	11/03/2022	02400816	21.51
AT7	13980019	042	UT	CB	01/01/2018	306T3656	WC	FJZ1240	M	HOPKINS EDWARD	11/07/2018	11/03/2022	02401030	6.26
AT7	14480007011	042	UT	CB	01/01/2021	306T3656	WC	FTK7049	M	SYKES ETHEL J	08/18/2021	11/03/2022	02401191	57.21
AT7	13020009	042	UT	CB	01/01/2021	306T3656	WC	FUB9345	M	JOHNSON RANDY L	12/10/2021	11/03/2022	02401200	535.74
AT7	11640003	042	UT	CB	01/01/2022	306T3656	WC	FXB9539	M	WALTON BLAKE	08/27/2022	11/03/2022	02401266	8.29
AT7	14050003005	042	UT	CB	01/01/2022	306T3656	WC	FWK4212	M	PETERSON MASON	05/02/2022	11/08/2022	02402120	440.34
AT7	14050003005	042	UT	CB	01/01/2022	306T3656	WC	FWK4212	M	PETERSON MASON	05/02/2022	11/08/2022	02402121	145.35
AT7	16110411	042	UT	CB	01/01/2020	306T3656	WC	FQV2586	M	LAPRAY ROSS G	09/14/2020	11/09/2022	02402982	310.66
AT7	16110411	042	UT	CB	01/01/2020	306T3656	WC	FQV2586	M	LAPRAY ROSS G	09/14/2020	11/09/2022	02402983	230.38
AT7	16080001003	042	UT	CB	01/01/2021	306T3656	WC	FVC8797	M	WOOD THOMAS	11/24/2021	11/09/2022	02403102	139.66
AT7	14050003005	042	UT	CB	01/01/2022	306T3656	WC	FWK4212	M	PETERSON MASON	05/02/2022	11/09/2022	02403121	155.33
AT7	16110510	095	UT	CM	01/01/2022	306T3656	WC	FXB6678	M	TABOR TIMOTHY W	08/15/2022	11/09/2022	02403174	145.35
AT7	13230004	042	UT	CB	01/01/2009	306T3656	WC	A4J5660	C	CRUMP DANNY R	07/21/2009	11/10/2022	02403240	1,209.80
AT7	10810001	042	UT	CB	01/01/2014	306T3656	WC	E0C0856	M	TERRY JEFFREY L	04/02/2014	11/10/2022	02403500	95.40
AT7	11520	095	UT	CM	01/01/2022	306T3656	WC	FXL9784	M	TORREY DJONES	10/13/2022	11/10/2022	02403733	2,410.23
AT7	12810	042	UT	CB	01/01/2008	306T3656	WC	A5V0391	C	SKINNER CHARLES B	11/03/2008	11/16/2022	02404730	928.46
AT7	17310	042	UT	CB	01/01/2005	306T4813	WC	EZD4860	C	SHROPE LOUIS	02/17/2005	11/16/2022	02404880	753.93
AT7	16080001001	042	UT	CB	01/01/2022	306T3656	WC	FWQ6950	M	SHIRVANI JASON	06/30/2022	11/16/2022	02405200	161.03
AT7	16080001001	042	UT	CB	01/01/2022	306T3656	WC	FWQ6950	M	SHIRVANI JASON	06/30/2022	11/16/2022	02405201	161.03
AT7	16080001001	042	UT	CB	01/01/2022	306T3656	WC	FWQ6950	M	SHIRVANI JASON	06/30/2022	11/16/2022	02405202	155.33
AT7	11490	042	UT	CB	01/01/1993	306T4813	WC	A4J6454	M	SHELTON JACQUE A	08/08/1993	11/17/2022	02405453	10.39
AT7	13270	042	UT	CB	01/01/1998	306T4813	WC	A4J7016	M	BIRD TRACY	07/25/1998	11/17/2022	02405454	86.20
AT7	15610016	042	UT	CB	01/01/2010	306T3656	WC	EKT6413	M	MONEY STEVEN	08/11/2010	11/17/2022	02405608	10.47
AT7	14480022042	042	UT	CB	01/01/2014	306T3656	WC	EZD6207	M	SHERWOOD GREG	01/30/2014	11/17/2022	02405625	53.22
AT7	14480022042	042	UT	CB	01/01/2014	306T3656	WC	EZD6207	M	SHERWOOD GREG	01/30/2014	11/17/2022	02405626	21.21
AT7	13660003	042	UT	CB	01/01/2015	306T3656	WC	E3W2365	M	CHUCHRAN JARED A	05/30/2015	11/17/2022	02405637	61.23
AT7	14640018	095	UT	CM	01/01/2022	306T3656	WC	FXW0229	M	BRENT BRIGGS	10/13/2022	11/17/2022	02405967	58.57
AT7	13660	042	UT	CB	01/01/2007	306T3656	WC	CAU3007	C	PENOVICH MICHAEL	07/05/2007	11/21/2022	02406146	2,260.00
AT7	16080001003	095	UT	CM	01/01/2022	306T3656	WC	FWK8363	M	ERICKSON JACOB	05/22/2022	11/22/2022	02406680	364.00

**CSS Worker's Compensation Disbursements  
Oct 2022 to Nov 2022 - By Check Number**

Client Code	Organization Code	Adjusting Office	State	Claim Designator	Policy Effective Date	Policy Number	Line	Claim Number	Payment Type	Claimant Name	Loss Date	Charge Date	Check Number	Check Amount
AT7	16080001003	095	UT	CM	01/01/2022	306T3656	WC	FWK8363	M	ERICKSON JACOB	05/22/2022	11/22/2022	02406681	592.45
AT7	16080001003	095	UT	CM	01/01/2022	306T3656	WC	FWK8363	M	ERICKSON JACOB	05/22/2022	11/22/2022	02406682	239.59
AT7	13230004	042	UT	CB	01/01/2009	306T3656	WC	A4J5660	C	CRUMP DANNY R	07/21/2009	11/23/2022	02407456	1,209.80
AT7	10810	042	UT	CB	01/01/2004	306T4813	WC	A4J2029	M	HANSGEN BRYAN	10/12/2004	11/28/2022	02407959	195.92
AT7	12940	042	UT	CB	01/01/1991	306T4813	WC	A4J6991	M	ANDREASON J. BLAI	07/09/1991	11/28/2022	02407960	399.81
AT7	10810	042	UT	CB	01/01/1998	306T4813	WC	A4J7023	M	PATTERSON WILLIAM	09/25/1998	11/28/2022	02407961	208.94
AT7	13230	042	UT	CB	01/01/1993	306T4813	WC	A4J7027	M	SERASSIO DARLA	10/15/1993	11/28/2022	02407962	252.48
AT7	11110	042	UT	CB	01/01/1989	306T4813	WC	A4J7066	M	JENSEN MICHAEL	04/25/1989	11/28/2022	02407963	2,344.95
AT7	10810001	042	UT	CB	01/01/2014	306T3656	WC	E0C0856	M	TERRY JEFFREY L	04/02/2014	11/28/2022	02408121	229.94
AT7	11030002	042	UT	CB	01/01/2022	306T3656	WC	FVK1229	M	FORBES CHARLES	03/01/2022	11/28/2022	02408353	133.10
AT7	14480011018	095	UT	CM	01/01/2022	306T3656	WC	FXB3589	M	JACOBSON KELLY	07/26/2022	11/28/2022	02408386	26.55
AT7	16110400	042	UT	CB	01/01/2022	306T3656	WC	FXB6458	M	GARDNER BRADLEY G	08/10/2022	11/28/2022	02408389	101.71
AT7	14910	042	UT	CB	01/01/2022	306T3656	WC	FXL4106	M	NORTHUP THAROLD	09/06/2022	11/28/2022	02408408	9.69
AT7	15130	042	UT	CB	01/01/2022	306T3656	WC	FXL4487	M	CHANDLER JOANN	08/31/2022	11/28/2022	02408409	12.91
AT7	11520	095	UT	CM	01/01/2022	306T3656	WC	FXL9784	M	TORREY DJONES	10/13/2022	11/28/2022	02408413	2,410.23
AT7	11200	042	UT	CB	01/01/2013	306T3656	WC	EVF9163	M	HAYES DAVIS	02/13/2013	11/30/2022	02408656	196.10
AT7	12810	042	UT	CB	01/01/2008	306T3656	WC	A5V0391	C	SKINNER CHARLES B	11/03/2008	11/30/2022	02409495	928.46
AT7	16080001001	095	UT	CM	01/01/2022	306T3656	WC	FXW4839	M	TERRY PRICE	10/04/2022	11/30/2022	02409801	349.60
AT7	16690010	095	UT	CM	01/01/2022	306T3656	WC	FVK4945	E	DAVID LIND	03/06/2022	10/06/2022	22000001	624.14
AT7	13160001	095	UT	CM	01/01/2022	306T3656	WC	FWK2057	E	HEATH LPAYTON	04/21/2022	10/06/2022	22000001	42.96
AT7	11640003	095	UT	CM	01/01/2022	306T3656	WC	FWQ0448	E	WILLIAM COLEMAN	05/31/2022	10/06/2022	22000001	9.00
AT7	10610006	095	UT	CM	01/01/2022	306T3656	WC	FWQ7818	E	DAVID WDAVIS	07/02/2022	10/06/2022	22000001	9.00
AT7	10020	095	UT	CM	01/01/2022	306T3656	WC	FWQ8837	E	ERICK SOLIS-GONZA	04/21/2022	10/06/2022	22000001	36.54
AT7	15320018	095	UT	CM	01/01/2022	306T3656	WC	FXB6229	E	DENNIS RGARDNER	08/02/2022	10/06/2022	22000001	174.45
AT7	14250	042	UT	CB	01/01/2022	306T3656	WC	FXB6954	E	TANNER GILES	08/11/2022	10/06/2022	22000001	9.00
AT7	11910002	095	UT	CM	01/01/2022	306T3656	WC	FXB8664	E	NICHOLAS TOBLER	08/22/2022	10/06/2022	22000001	52.07
AT7	14250	095	UT	CM	01/01/2022	306T3656	WC	FXL0028	E	JUSTIN RITTER	08/27/2022	10/06/2022	22000001	10.85
AT7	14480022045	095	UT	CM	01/01/2022	306T3656	WC	FXL1647	E	MICHALEK JEREMY E	09/06/2022	10/06/2022	22000001	9.00
AT7	16080003003	095	UT	CM	01/01/2022	306T3656	WC	FXL2034	E	JASON COBLE	03/07/2022	10/06/2022	22000001	10.64
AT7	14640020	042	UT	CB	01/01/2022	306T3656	WC	FXL2110	E	MCKEE MITCHELL	09/07/2022	10/06/2022	22000001	325.25
AT7	16110500	042	UT	CB	01/01/2022	306T3656	WC	FXL2239	E	VALDOVINOS BERNAR	09/08/2022	10/06/2022	22000001	9.00
AT7	13230004	095	UT	CM	01/01/2022	306T3656	WC	FXL2272	E	CHRISTOPH BOWLES	09/07/2022	10/06/2022	22000001	9.00
AT7	15130	042	UT	CB	01/01/2022	306T3656	WC	FXL2781	E	BRET KHOLMES	09/12/2022	10/06/2022	22000001	9.00
AT7	14480022030	095	UT	CM	01/01/2022	306T3656	WC	FXL3328	E	JOSE AHERNANDEZ G	06/03/2022	10/06/2022	22000001	9.00
AT7	16110200	042	UT	CB	01/01/2022	306T3656	WC	FXL3353	E	SEELY AMMON L	09/13/2022	10/06/2022	22000001	38.52
AT7	14260003	095	UT	CM	01/01/2022	306T3656	WC	FXL3954	E	TARA LBUCKWAY	08/31/2022	10/06/2022	22000001	9.00



**CSS Worker's Compensation Disbursements  
Oct 2022 to Nov 2022 - By Check Number**

Client Code	Organization Code	Adjusting Office	State	Claim Designator	Policy Effective Date	Policy Number	Line	Claim Number	Payment Type	Claimant Name	Loss Date	Charge Date	Check Number	Check Amount
AT7	16080003003	042	UT	CB	01/01/2022	306T3656	WC	FXL4485	E	EARL DPARK	09/01/2022	10/06/2022	22000001	9.00
AT7	16620	095	UT	CM	01/01/2022	306T3656	WC	FXL4920	E	GAIGE MILLS	04/07/2022	10/06/2022	22000001	9.00
AT7		095	UT	CM	01/01/2022	306T3656	WC	FXL4989	E	CLOYD BRINKERHOFF	08/30/2022	10/06/2022	22000001	25.00
AT7	11910003	095	UT	CM	01/01/2022	306T3656	WC	FXL0518	E	MABE BAILEE	08/30/2022	10/12/2022	22000001	31.09
AT7	13270008	095	UT	CM	01/01/2022	306T3656	WC	FWQ3665	E	KALEB BENCH	05/01/2022	10/13/2022	22000001	31.20
AT7	15320003	095	UT	CM	01/01/2022	306T3656	WC	FXB4506	E	NOA BEN-SHAY	08/04/2022	10/13/2022	22000001	9.00
AT7	13200008	095	UT	CM	01/01/2022	306T3656	WC	FXB7588	E	SCOTT JCALL	08/18/2022	10/13/2022	22000001	159.65
AT7	16110114	095	UT	CM	01/01/2022	306T3656	WC	FXL0626	E	DAREN WJUDD	08/31/2022	10/13/2022	22000001	9.00
AT7	16110510	095	UT	CM	01/01/2022	306T3656	WC	FXL0650	E	BRADEN VCLUFF	08/31/2022	10/13/2022	22000001	9.00
AT7	12230004017	095	UT	CM	01/01/2022	306T3656	WC	FXL0981	E	KIM LATU	08/26/2022	10/13/2022	22000001	9.00
AT7	12860	042	UT	CB	01/01/2022	306T3656	WC	FXL1487	E	ROBYN WOOLSTENHUL	09/01/2022	10/13/2022	22000001	9.00
AT7	10030002	095	UT	CM	01/01/2022	306T3656	WC	FXL2495	E	JOSHUA CLUFF	09/11/2022	10/13/2022	22000001	9.91
AT7	14680005	095	UT	CM	01/01/2022	306T3656	WC	FXL4362	E	NATHAN ANDERSON	09/01/2022	10/13/2022	22000001	9.00
AT7	16080003003	095	UT	CM	01/01/2022	306T3656	WC	FXL4805	E	MONICA SMITHEE	09/21/2022	10/13/2022	22000001	9.53
AT7	12790	042	UT	CB	01/01/2022	306T3656	WC	FXL5697	E	COLBY DLAW	08/30/2022	10/13/2022	22000001	127.15
AT7	14680010	095	UT	CM	01/01/2022	306T3656	WC	FXL6138	E	LAYNCE BARTRUFF	09/19/2022	10/13/2022	22000001	9.00
AT7	11490004002	095	UT	CM	01/01/2021	306T3656	WC	FUB4315	E	COLLEEN MAGEE	11/08/2021	10/14/2022	22000001	9.00
AT7	14480022042	042	UT	CB	01/01/2022	306T3656	WC	FXL3524	E	JUSTIN SODJA	09/04/2022	10/17/2022	22000001	9.00
AT7	14790001	095	UT	CM	01/01/2022	306T3656	WC	FXB0459	E	BRENNAN HALLIDAY	07/14/2022	10/20/2022	22000001	9.00
AT7	13500005	095	UT	CM	01/01/2022	306T3656	WC	FXL2427	E	LAURA SWARTZEL	08/05/2022	10/20/2022	22000001	9.00
AT7	14190007	095	UT	CM	01/01/2022	306T3656	WC	FXL2784	E	JOHN MIKESSELL	08/15/2022	10/20/2022	22000001	23.17
AT7	10750007	042	UT	CB	01/01/2022	306T3656	WC	FXL3296	E	CLONTZ LADEAN	09/09/2022	10/20/2022	22000001	17.89
AT7	14480011018	042	UT	CB	01/01/2022	306T3656	WC	FXL5132	E	HEWARD MIKE	09/19/2022	10/20/2022	22000001	9.00
AT7	16000	095	UT	CM	01/01/2022	306T3656	WC	FXL5155	E	JORDAN CUBBEDGE	09/16/2022	10/20/2022	22000001	9.00
AT7	10020	095	UT	CM	01/01/2022	306T3656	WC	FXL5161	E	LANDON WALLACE	09/20/2022	10/20/2022	22000001	9.00
AT7	16110590	095	UT	CM	01/01/2022	306T3656	WC	FXL6190	E	BRETT ATOLLY	09/26/2022	10/20/2022	22000001	9.00
AT7	14050001001	042	UT	CB	01/01/2022	306T3656	WC	FXL6681	E	DARREN BACKMAN	09/26/2022	10/20/2022	22000001	9.00
AT7	14050001001	095	UT	CM	01/01/2022	306T3656	WC	FXL6710	E	ANDY CRNICH	09/26/2022	10/20/2022	22000001	9.00
AT7	15320005	095	UT	CM	01/01/2022	306T3656	WC	FXL6796	E	SETH KBIRD	09/27/2022	10/20/2022	22000001	18.30
AT7	16000	095	UT	CM	01/01/2022	306T3656	WC	FXL7104	E	TYLER LEAVITT	09/30/2022	10/20/2022	22000001	9.00
AT7	16080003003	042	UT	CB	01/01/2022	306T3656	WC	FXL7607	E	DUSTIN SMITH	10/04/2022	10/26/2022	22000001	9.00
AT7	16080001003	095	UT	CM	01/01/2022	306T3656	WC	FWQ6383	E	THOMAS MILLER	06/27/2022	10/27/2022	22000001	83.11
AT7	16110220	095	UT	CM	01/01/2022	306T3656	WC	FWQ9102	E	GARRETT CHELVEY	07/12/2022	10/27/2022	22000001	9.00
AT7	11910006	095	UT	CM	01/01/2022	306T3656	WC	FXB5808	E	CORINNE BRENT	08/10/2022	10/27/2022	22000001	29.66
AT7	16140004	042	UT	CB	01/01/2022	306T3656	WC	FXB7410	E	DOUGLAS JOLSON	07/14/2022	10/27/2022	22000001	69.40
AT7	13660001	095	UT	CM	01/01/2022	306T3656	WC	FXB9809	E	TYLER NEELEY	08/24/2022	10/27/2022	22000001	9.00

**CSS Worker's Compensation Disbursements  
Oct 2022 to Nov 2022 - By Check Number**

Client Code	Organization Code	Adjusting Office	State	Claim Designator	Policy Effective Date	Policy Number	Line	Claim Number	Payment Type	Claimant Name	Loss Date	Charge Date	Check Number	Check Amount
AT7	16560	042	UT	CB	01/01/2022	306T3656	WC	FXL0084	E	SAM HOWARD	08/24/2022	10/27/2022	22000001	17.11
AT7	14660002	095	UT	CM	01/01/2022	306T3656	WC	FXL1324	E	ARIEL DO KEEFE	09/01/2022	10/27/2022	22000001	9.00
AT7	14910	042	UT	CB	01/01/2022	306T3656	WC	FXL4106	E	THAROLD NORTHUP	09/06/2022	10/27/2022	22000001	30.48
AT7	15130	095	UT	CM	01/01/2022	306T3656	WC	FXL4487	E	JOANN CHANDLER	08/31/2022	10/27/2022	22000001	9.00
AT7	16690007	095	UT	CM	01/01/2022	306T3656	WC	FXL5017	E	SHARON LEAVITT	09/21/2022	10/27/2022	22000001	9.00
AT7	13230001	042	UT	CB	01/01/2022	306T3656	WC	FXL5025	E	DAVID RBRICKEY	09/21/2022	10/27/2022	22000001	9.00
AT7	17310002	042	UT	CB	01/01/2022	306T3656	WC	FXL5066	E	TROY ROTHE	08/01/2022	10/27/2022	22000001	9.00
AT7	16080001003	042	UT	CB	01/01/2022	306T3656	WC	FXL5905	E	MATTHEW HAMBLETON	07/07/2022	10/27/2022	22000001	74.15
AT7	14640024	042	UT	CB	01/01/2022	306T3656	WC	FXL7792	E	TYLER BONNER	10/05/2022	10/27/2022	22000001	38.52
AT7	14390004	095	UT	CM	01/01/2022	306T3656	WC	FXL7862	E	ETHAN YOUNG	10/04/2022	10/27/2022	22000001	29.41
AT7	14260003	095	UT	CM	01/01/2022	306T3656	WC	FXL8532	E	SKYLER GAILEY	10/07/2022	10/27/2022	22000001	9.00
AT7	11690008	095	UT	CM	01/01/2021	306T3656	WC	FXL8849	E	SIMEON MILLER	11/22/2021	10/27/2022	22000001	9.00
AT7	13660004	095	UT	CM	01/01/2022	306T3656	WC	FXL9341	E	JEFF PACE	10/04/2022	10/27/2022	22000001	9.80
AT7	16080001001	042	UT	CB	01/01/2022	306T3656	WC	A3C9527	E	MATTHEW HAMBLETON	09/09/2022	11/03/2022	22000001	9.65
AT7	13020008	095	UT	CM	01/01/2022	306T3656	WC	FWQ5916	E	ZACHARY LARSEN	05/14/2022	11/03/2022	22000001	30.40
AT7	13160001	095	UT	CM	01/01/2022	306T3656	WC	FXB6424	E	LANDON TWITCHELL	08/15/2022	11/03/2022	22000001	16.20
AT7	13060002	095	UT	CM	01/01/2022	306T3656	WC	FXL6990	E	ARTHUR PARRY	09/29/2022	11/03/2022	22000001	16.80
AT7	16080002003	095	UT	CM	01/01/2022	306T3656	WC	FXL7266	E	HARLEY OLSON	09/23/2022	11/03/2022	22000001	9.00
AT7	11690010	095	UT	CM	01/01/2022	306T3656	WC	FXL8789	E	KOLTON ROSE	10/10/2022	11/03/2022	22000001	9.00
AT7	16080001001	095	UT	CM	01/01/2022	306T3656	WC	FXL9349	E	JAMES QUINN	10/11/2022	11/03/2022	22000001	18.25
AT7	14700	095	UT	CM	01/01/2022	306T3656	WC	FXW0703	E	STEVEN MEISMER	04/05/2022	11/03/2022	22000001	9.00
AT7	12930002	095	UT	CM	01/01/2022	306T3656	WC	FXL0683	E	JED ATOWNSEND	08/31/2022	11/10/2022	22000001	64.94
AT7	13460001	095	UT	CM	01/01/2022	306T3656	WC	FXL8103	E	ANNIKA NYE	08/21/2022	11/10/2022	22000001	25.94
AT7	17870	095	UT	CM	01/01/2022	306T3656	WC	FXL8369	E	WYATT DANGEL	10/06/2022	11/10/2022	22000001	9.00
AT7	12230002007	095	UT	CM	01/01/2022	306T3656	WC	FXL9336	E	MICHAEL LARSEN	10/10/2022	11/10/2022	22000001	31.78
AT7	12110003	042	UT	CB	01/01/2022	306T3656	WC	FXL9380	E	CLAY CAMPBELL	10/06/2022	11/10/2022	22000001	25.67
AT7	10480002	095	UT	CM	01/01/2022	306T3656	WC	FXW1266	E	TAYLOR COX	10/09/2022	11/10/2022	22000001	29.92
AT7	13230004	042	UT	CB	01/01/2021	306T3656	WC	FXW3042	E	CAMRON BRUCE	10/27/2021	11/10/2022	22000001	9.00
AT7	11520	095	UT	CM	01/01/2022	306T3656	WC	FXL9784	E	TORREY DJONES	10/13/2022	11/16/2022	22000001	9.54
AT7	11490022007	095	UT	CM	01/01/2022	306T3656	WC	FVC1657	E	NATHAN WHITNEY	01/05/2022	11/17/2022	22000001	9.87
AT7	13660003	042	UT	CB	01/01/2022	306T3656	WC	FWQ1661	E	ROBINSON ZACH	06/07/2022	11/17/2022	22000001	1,784.86
AT7	15320001	042	UT	CB	01/01/2022	306T3656	WC	FXB9631	E	JORDAN RHOPKINS	08/18/2022	11/17/2022	22000001	9.00
AT7	14250	095	UT	CM	01/01/2022	306T3656	WC	FXL0637	E	TERRY HESS	08/31/2022	11/17/2022	22000001	10.50
AT7	12600006	095	UT	CM	01/01/2022	306T3656	WC	FXL1001	E	BRITANNY CADAMS	09/01/2022	11/17/2022	22000001	9.00
AT7	16690035	095	UT	CM	01/01/2022	306T3656	WC	FXL8822	E	TONYA ABUSKER	10/06/2022	11/17/2022	22000001	9.00
AT7	15320001	042	UT	CB	01/01/2022	306T3656	WC	FXW0535	E	MADISON LBLACKHAM	07/14/2022	11/17/2022	22000001	294.69

**CSS Worker's Compensation Disbursements  
Oct 2022 to Nov 2022 - By Check Number**

Client Code	Organization Code	Adjusting Office	State	Claim Designator	Policy Effective Date	Policy Number	Line	Claim Number	Payment Type	Claimant Name	Loss Date	Charge Date	Check Number	Check Amount
AT7	10480007	095	UT	CM	01/01/2022	306T3656	WC	FXW1412	E	RONNIE LHOPE	10/20/2022	11/17/2022	22000001	22.54
AT7	15320018	095	UT	CM	01/01/2022	306T3656	WC	FXW2228	E	STEVEN RWHEELER	10/20/2022	11/17/2022	22000001	9.00
AT7	15530001	095	UT	CM	01/01/2022	306T3656	WC	FXW2233	E	DICK COATS	10/25/2022	11/17/2022	22000001	62.84
AT7	11830014	042	UT	CB	01/01/2022	306T3656	WC	FXW3535	E	AUSTIN TKIMBER	10/20/2022	11/17/2022	22000001	9.00
AT7	14190013	095	UT	CM	01/01/2022	306T3656	WC	FXW3762	E	SARAH HALLER	10/21/2022	11/17/2022	22000001	14.19
AT7	11490022007	095	UT	CM	01/01/2022	306T3656	WC	FVC6265	E	JAMES BBLACK	01/24/2022	11/28/2022	22000001	10.10
AT7	10610006	095	UT	CM	01/01/2022	306T3656	WC	FXB2783	E	ALEX AFARNES	07/21/2022	11/28/2022	22000001	9.00
AT7	12510	095	UT	CM	01/01/2022	306T3656	WC	FXL9043	E	KADEN HELQUIST	05/20/2022	11/28/2022	22000001	11.44
AT7	11640003	042	UT	CB	01/01/2022	306T3656	WC	FXL9511	E	RICHEY JEFFREY	10/11/2022	11/28/2022	22000001	9.00
AT7	14640018	095	UT	CM	01/01/2022	306T3656	WC	FXW0229	E	BRENT BRIGGS	10/13/2022	11/28/2022	22000001	29.87
AT7	16690030	095	UT	CM	01/01/2022	306T3656	WC	FXW2245	E	CYNTHIA WILSON	08/25/2022	11/28/2022	22000001	10.89
AT7	16080002003	042	UT	CB	01/01/2022	306T3656	WC	FXW2614	E	PARKER STEADMAN	07/09/2022	11/28/2022	22000001	18.99
AT7	16080001001	042	UT	CB	01/01/2022	306T3656	WC	FXW3438	E	GREG VANDER WERFF	10/27/2022	11/28/2022	22000001	18.99
AT7	16080001003	095	UT	CM	01/01/2022	306T3656	WC	FXW3463	E	BRIDGER BENTZINGE	05/24/2022	11/28/2022	22000001	9.65
AT7	16690009	042	UT	CB	01/01/2022	306T3656	WC	FXW3942	E	MARVIN JTIPPINS	10/31/2022	11/28/2022	22000001	9.00
AT7	16690008	095	UT	CM	01/01/2022	306T3656	WC	FXW4030	E	TAWNA SESCHILLIE	10/27/2022	11/28/2022	22000001	9.00
AT7	14050001001	095	UT	CM	01/01/2022	306T3656	WC	FXW4674	E	HUNTER GRASINGER	10/26/2022	11/28/2022	22000001	9.00
AT7	14680008	095	UT	CM	01/01/2022	306T3656	WC	FXW5161	E	SHELLEY GILLES	10/28/2022	11/28/2022	22000001	9.00
AT7	16110111	095	UT	CM	01/01/2022	306T3656	WC	FXW5452	E	KRISTEEN NCROTHER	10/24/2022	11/28/2022	22000001	9.00
AT7	11110010	095	UT	CM	01/01/2022	306T3656	WC	FXW5648	E	REBECCA LNELSON	11/06/2022	11/28/2022	22000001	34.57
AT7	13020008	095	UT	CM	01/01/2020	306T3656	WC	FQV4285	E	TOLLIS KASH	09/20/2020	10/06/2022	22000002	9.00
AT7	13980008	095	UT	CM	01/01/2022	306T3656	WC	FWK7861	E	DECENA ANTONIO	05/18/2022	10/06/2022	22000002	14.81
AT7	13200007	095	UT	CM	01/01/2022	306T3656	WC	FWQ3162	E	PHILLIPS MATTHEW	06/10/2022	10/06/2022	22000002	70.25
AT7	14250	095	UT	CM	01/01/2022	306T3656	WC	FWQ4462	E	GILES TANNER	06/16/2022	10/06/2022	22000002	10.50
AT7	10020	095	UT	CM	01/01/2022	306T3656	WC	FWQ8837	E	ERICK SOLIS-GONZA	04/21/2022	10/06/2022	22000002	9.00
AT7	14580005	042	UT	CB	01/01/2022	306T3656	WC	FWQ9128	E	JENSEN MELISSA	07/05/2022	10/06/2022	22000002	9.00
AT7	13060007	042	UT	CB	01/01/2022	306T3656	WC	FXB5588	E	CAMMANS JANARIE	08/07/2022	10/06/2022	22000002	9.00
AT7	15320018	095	UT	CM	01/01/2022	306T3656	WC	FXB6229	E	DENNIS RGARDNER	08/02/2022	10/06/2022	22000002	9.00
AT7	11690007	095	UT	CM	01/01/2022	306T3656	WC	FXB7231	E	BROWN CODY	08/15/2022	10/06/2022	22000002	16.44
AT7	16110211	042	UT	CB	01/01/2022	306T3656	WC	FXB8306	E	PAINTER CODY B	08/23/2022	10/06/2022	22000002	9.00
AT7	14480011018	095	UT	CM	01/01/2022	306T3656	WC	FXB8992	E	RICHES CASEY	08/23/2022	10/06/2022	22000002	9.00
AT7	14660002	095	UT	CM	01/01/2022	306T3656	WC	FXL0646	E	CLARK APRIL M	08/29/2022	10/06/2022	22000002	9.00
AT7	10750007	095	UT	CM	01/01/2022	306T3656	WC	FXL1479	E	YARRINGTON DAVID	09/01/2022	10/06/2022	22000002	9.00
AT7	14640020	042	UT	CB	01/01/2022	306T3656	WC	FXL2110	E	MCKEE MITCHELL	09/07/2022	10/06/2022	22000002	9.00
AT7	16110200	042	UT	CB	01/01/2022	306T3656	WC	FXL3353	E	SEELY AMMON L	09/13/2022	10/06/2022	22000002	58.40
AT7	16080003003	042	UT	CB	01/01/2022	306T3656	WC	FXL4485	E	EARL DPARK	09/01/2022	10/06/2022	22000002	19.13

**CSS Worker's Compensation Disbursements  
Oct 2022 to Nov 2022 - By Check Number**

Client Code	Organization Code	Adjusting Office	State	Claim Designator	Policy Effective Date	Policy Number	Line	Claim Number	Payment Type	Claimant Name	Loss Date	Charge Date	Check Number	Check Amount
AT7	14250	042	UT	CB	01/01/2022	306T3656	WC	FXB6954	E	TANNER GILES	08/11/2022	10/07/2022	22000002	9.00
AT7	12060	042	UT	CB	01/01/2022	306T3656	WC	FWQ3082	E	SHUPE RUSTIN	06/09/2022	10/13/2022	22000002	14.78
AT7	12360001	095	UT	CM	01/01/2022	306T3656	WC	FWQ7724	E	HOYNE ALAN	06/13/2022	10/13/2022	22000002	10.50
AT7	14580007	095	UT	CM	01/01/2022	306T3656	WC	FXB2087	E	GARDNER GALE J	07/23/2022	10/13/2022	22000002	9.00
AT7	10480008	095	UT	CM	01/01/2022	306T3656	WC	FXB5834	E	MAXFIELD JENNIFER	08/09/2022	10/13/2022	22000002	9.00
AT7	11910002	095	UT	CM	01/01/2022	306T3656	WC	FXB8664	E	TOBLER NICHOLAS	08/22/2022	10/13/2022	22000002	16.17
AT7	12230004019	095	UT	CM	01/01/2022	306T3656	WC	FXL0971	E	LARSEN KYLE	08/25/2022	10/13/2022	22000002	22.94
AT7	14480022045	042	UT	CB	01/01/2022	306T3656	WC	FXL1987	E	EVANS DANIEL	09/01/2022	10/13/2022	22000002	9.00
AT7	16110500	042	UT	CB	01/01/2022	306T3656	WC	FXL2239	E	VALDOVINOS BERNAR	09/08/2022	10/13/2022	22000002	1,056.82
AT7	16080003003	095	UT	CM	01/01/2022	306T3656	WC	FXL4805	E	MONICA SMITHEE	09/21/2022	10/13/2022	22000002	18.25
AT7	11490004002	095	UT	CM	01/01/2021	306T3656	WC	FUB4315	E	COLLEEN MAGEE	11/08/2021	10/14/2022	22000002	9.00
AT7	12860	042	UT	CB	01/01/2022	306T3656	WC	FXL1487	E	ROBYN WOOLSTENHUL	09/01/2022	10/19/2022	22000002	9.00
AT7	10030001	095	UT	CM	01/01/2022	306T3656	WC	FWK5253	E	BULLOCK DARIN	04/28/2022	10/20/2022	22000002	9.00
AT7	12460007	095	UT	CM	01/01/2022	306T3656	WC	FXB2235	E	MALONE DANIEL	07/26/2022	10/20/2022	22000002	9.00
AT7	12790	042	UT	CB	01/01/2022	306T3656	WC	FXB4598	E	BUSHMAN TREYSON V	06/22/2022	10/20/2022	22000002	17.78
AT7	10610007	042	UT	CB	01/01/2022	306T3656	WC	FXB8639	E	STAUFFER STEVEN R	08/23/2022	10/20/2022	22000002	36.89
AT7	11910003	095	UT	CM	01/01/2022	306T3656	WC	FXL0518	E	MABE BAILEE	08/30/2022	10/20/2022	22000002	9.00
AT7	16110114	095	UT	CM	01/01/2022	306T3656	WC	FXL0626	E	DAREN WJUDD	08/31/2022	10/20/2022	22000002	9.00
AT7	13230004	095	UT	CM	01/01/2022	306T3656	WC	FXL2272	E	BOWLES CHRISTOPH	09/07/2022	10/20/2022	22000002	9.00
AT7	13500005	095	UT	CM	01/01/2022	306T3656	WC	FXL2427	E	LAURA SWARTZEL	08/05/2022	10/20/2022	22000002	9.00
AT7	10030002	095	UT	CM	01/01/2022	306T3656	WC	FXL2495	E	JOSHUA CLUFF	09/11/2022	10/20/2022	22000002	12.63
AT7	14190007	095	UT	CM	01/01/2022	306T3656	WC	FXL2784	E	JOHN MIKESSELL	08/15/2022	10/20/2022	22000002	10.89
AT7	14480011018	042	UT	CB	01/01/2022	306T3656	WC	FXL5132	E	HEWARD MIKE	09/19/2022	10/20/2022	22000002	9.00
AT7	12790	042	UT	CB	01/01/2022	306T3656	WC	FXL5697	E	COLBY DLAW	08/30/2022	10/20/2022	22000002	17.53
AT7	17870	095	UT	CM	01/01/2022	306T3656	WC	FXB6986	E	ZAZUETA ROXANNA	08/16/2022	10/27/2022	22000002	16.94
AT7	16140004	042	UT	CB	01/01/2022	306T3656	WC	FXB7410	E	DOUGLAS JOLSON	07/14/2022	10/27/2022	22000002	56.79
AT7	14660002	095	UT	CM	01/01/2022	306T3656	WC	FXB8084	E	WATERFALL ADALENA	08/17/2022	10/27/2022	22000002	11.93
AT7	12230004017	095	UT	CM	01/01/2022	306T3656	WC	FXL0981	E	KIM LATU	08/26/2022	10/27/2022	22000002	9.00
AT7	14870	095	UT	CM	01/01/2022	306T3656	WC	FXL4989	E	BRINKERHOFF CLOYD	08/30/2022	10/27/2022	22000002	45.87
AT7	17310002	042	UT	CB	01/01/2022	306T3656	WC	FXL5066	E	TROY ROTHE	08/01/2022	10/27/2022	22000002	22.94
AT7	10020	095	UT	CM	01/01/2022	306T3656	WC	FXL5161	E	LANDON WALLACE	09/20/2022	10/27/2022	22000002	9.00
AT7	14050001001	042	UT	CB	01/01/2022	306T3656	WC	FXL6681	E	DARREN BACKMAN	09/26/2022	10/27/2022	22000002	129.98
AT7	15320005	095	UT	CM	01/01/2022	306T3656	WC	FXL6796	E	SETH KBIRD	09/27/2022	10/27/2022	22000002	12.43
AT7	16080003003	042	UT	CB	01/01/2022	306T3656	WC	FXL7607	E	DUSTIN SMITH	10/04/2022	10/27/2022	22000002	9.00
AT7	13660004	095	UT	CM	01/01/2022	306T3656	WC	FXL9341	E	JEFF PACE	10/04/2022	10/27/2022	22000002	9.99
AT7	16110220	095	UT	CM	01/01/2022	306T3656	WC	FWQ9102	E	HELVEY GARRETT C	07/12/2022	11/01/2022	22000002	(9.00)

**CSS Worker's Compensation Disbursements  
Oct 2022 to Nov 2022 - By Check Number**

Client Code	Organization Code	Adjusting Office	State	Claim Designator	Policy Effective Date	Policy Number	Line	Claim Number	Payment Type	Claimant Name	Loss Date	Charge Date	Check Number	Check Amount
AT7	13660001	095	UT	CM	01/01/2022	306T3656	WC	FXB9809	E	NEELEY TYLER	08/24/2022	11/01/2022	22000002	(9.00)
AT7	11520	095	UT	CM	01/01/2022	306T3656	WC	FVK7230	E	CHILDS RICKY	03/30/2022	11/03/2022	22000002	9.87
AT7	13840003	095	UT	CM	01/01/2022	306T3656	WC	FWQ5937	E	MAXFIELD MAYA	06/23/2022	11/03/2022	22000002	21.71
AT7	11520	095	UT	CM	01/01/2022	306T3656	WC	FWQ7917	E	LEAVITT KYLE C	05/16/2022	11/03/2022	22000002	24.44
AT7	16000	095	UT	CM	01/01/2022	306T3656	WC	FXL5155	E	CUBBEDGE JORDAN	09/16/2022	11/03/2022	22000002	9.00
AT7	16080001003	042	UT	CB	01/01/2022	306T3656	WC	FXL5905	E	HAMBLETON MATTHEW	07/07/2022	11/03/2022	22000002	9.00
AT7	16080002003	095	UT	CM	01/01/2022	306T3656	WC	FXL7266	E	HARLEY OLSON	09/23/2022	11/03/2022	22000002	9.00
AT7	14190013	095	UT	CM	01/01/2022	306T3656	WC	FXB4971	E	SEELY LAYNE	08/02/2022	11/10/2022	22000002	3.64
AT7	13200008	095	UT	CM	01/01/2022	306T3656	WC	FXB7588	E	CALL SCOTT J	08/18/2022	11/10/2022	22000002	14.95
AT7	16690010	095	UT	CM	01/01/2022	306T3656	WC	FXL0687	E	WOOD SHERYL L	08/30/2022	11/10/2022	22000002	9.00
AT7	14140006	095	UT	CM	01/01/2022	306T3656	WC	FXL0958	E	GORDON COLTON	08/31/2022	11/10/2022	22000002	9.00
AT7	15130	042	UT	CB	01/01/2022	306T3656	WC	FXL4487	E	CHANDLER JOANN	08/31/2022	11/10/2022	22000002	43.52
AT7	16080001001	095	UT	CM	01/01/2022	306T3656	WC	FXL9349	E	QUINN JAMES	10/11/2022	11/10/2022	22000002	9.65
AT7	12110003	042	UT	CB	01/01/2022	306T3656	WC	FXL9380	E	CLAY CAMPBELL	10/06/2022	11/10/2022	22000002	14.49
AT7	11490022007	095	UT	CM	01/01/2022	306T3656	WC	FVC1657	E	NATHAN WHITNEY	01/05/2022	11/17/2022	22000002	62.54
AT7	13750003	095	UT	CM	01/01/2022	306T3656	WC	FWQ1468	E	HAMMON CHASE M	06/05/2022	11/17/2022	22000002	9.00
AT7	13060002	095	UT	CM	01/01/2022	306T3656	WC	FXB5094	E	GREENER COLTON	08/05/2022	11/17/2022	22000002	9.00
AT7	11910006	095	UT	CM	01/01/2022	306T3656	WC	FXB5808	E	BRENT CORINNE	08/10/2022	11/17/2022	22000002	9.00
AT7	15130	042	UT	CB	01/01/2022	306T3656	WC	FXL2781	E	HOLMES BRET K	09/12/2022	11/17/2022	22000002	19.09
AT7	14640024	042	UT	CB	01/01/2022	306T3656	WC	FXL7792	E	BONNER TYLER	10/05/2022	11/17/2022	22000002	37.44
AT7	10480007	095	UT	CM	01/01/2022	306T3656	WC	FXW1412	E	RONNIE LHOPES	10/20/2022	11/17/2022	22000002	34.13
AT7	15320018	095	UT	CM	01/01/2022	306T3656	WC	FXW2228	E	STEVEN RWHEELER	10/20/2022	11/17/2022	22000002	9.00
AT7	15530001	095	UT	CM	01/01/2022	306T3656	WC	FXW2233	E	DICK COATS	10/25/2022	11/17/2022	22000002	17.53
AT7	15320023	095	UT	CM	01/01/2021	306T3656	WC	FUB9127	E	HAMMER RODNEY L	12/10/2021	11/28/2022	22000002	9.00
AT7	11490022007	095	UT	CM	01/01/2022	306T3656	WC	FVC6265	E	JAMES BBLACK	01/24/2022	11/28/2022	22000002	38.46
AT7	13660003	042	UT	CB	01/01/2022	306T3656	WC	FWQ1661	E	ROBINSON ZACH	06/07/2022	11/28/2022	22000002	9.00
AT7	16110220	095	UT	CM	01/01/2022	306T3656	WC	FXB8000	E	SCHIESS BRANDT R	08/16/2022	11/28/2022	22000002	9.00
AT7	16110590	095	UT	CM	01/01/2022	306T3656	WC	FXL6190	E	TOLLY BRETT A	09/26/2022	11/28/2022	22000002	46.05
AT7	15320001	042	UT	CB	01/01/2022	306T3656	WC	FXW0535	E	MADISON LBLACKHAM	07/14/2022	11/28/2022	22000002	15.27
AT7	16690030	095	UT	CM	01/01/2022	306T3656	WC	FXW2245	E	CYNTHIA WILSON	08/25/2022	11/28/2022	22000002	9.00
AT7	13060002	095	UT	CM	01/01/2022	306T3656	WC	FVK0947	E	MAYNES KELLY A	02/24/2022	11/30/2022	22000002	9.00
AT7	14910	042	UT	CB	01/01/2022	306T3656	WC	FXL4106	E	NORTHUP THAROLD	09/06/2022	11/30/2022	22000002	9.00
AT7	11520	095	UT	CM	01/01/2022	306T3656	WC	FXL9784	E	TORREY DJONES	10/13/2022	11/30/2022	22000002	9.54
AT7	14640018	095	UT	CM	01/01/2022	306T3656	WC	FXW0229	E	BRENT BRIGGS	10/13/2022	11/30/2022	22000002	9.27
AT7	16080002003	042	UT	CB	01/01/2022	306T3656	WC	FXW2614	E	PARKER STEADMAN	07/09/2022	11/30/2022	22000002	9.00
AT7	16080001003	095	UT	CM	01/01/2022	306T3656	WC	FWQ6530	E	JENSEN RYAN	04/16/2022	10/06/2022	22000003	17.96

**CSS Worker's Compensation Disbursements  
Oct 2022 to Nov 2022 - By Check Number**

Client Code	Organization Code	Adjusting Office	State	Claim Designator	Policy Effective Date	Policy Number	Line	Claim Number	Payment Type	Claimant Name	Loss Date	Charge Date	Check Number	Check Amount
AT7	12210001	095	UT	CM	01/01/2022	306T3656	WC	FWQ8765	E	WUDEL KATE	07/04/2022	10/06/2022	22000003	29.17
AT7	14640009	042	UT	CB	01/01/2022	306T3656	WC	FXB5913	E	LEE NATHAN	05/05/2022	10/06/2022	22000003	31.68
AT7	15320018	095	UT	CM	01/01/2022	306T3656	WC	FXB6229	E	DENNIS RGARDNER	08/02/2022	10/06/2022	22000003	9.00
AT7	14480022030	095	UT	CM	01/01/2022	306T3656	WC	FXB6681	E	JACKSON AMBER	08/13/2022	10/06/2022	22000003	14.46
AT7	13660001	042	UT	CB	01/01/2022	306T3656	WC	FXB8886	E	LOPICCOLO CINDY	08/24/2022	10/06/2022	22000003	351.76
AT7	10750007	095	UT	CM	01/01/2022	306T3656	WC	FXL1479	E	YARRINGTON DAVID	09/01/2022	10/06/2022	22000003	16.44
AT7	16110200	042	UT	CB	01/01/2022	306T3656	WC	FXL3353	E	SEELY AMMON L	09/13/2022	10/06/2022	22000003	60.41
AT7	12360001	042	UT	CB	01/01/2021	306T3656	WC	FUB5989	E	WARR BARRY	09/01/2021	10/12/2022	22000003	9.00
AT7	14580005	042	UT	CB	01/01/2022	306T3656	WC	FWQ9128	E	JENSEN MELISSA	07/05/2022	10/13/2022	22000003	9.00
AT7	16110211	042	UT	CB	01/01/2022	306T3656	WC	FXB8306	E	PAINTER CODY B	08/23/2022	10/13/2022	22000003	318.03
AT7	14640020	042	UT	CB	01/01/2022	306T3656	WC	FXL2110	E	MCKEE MITCHELL	09/07/2022	10/13/2022	22000003	9.00
AT7	16110500	042	UT	CB	01/01/2022	306T3656	WC	FXL2239	E	VALDOVINOS BERNAR	09/08/2022	10/13/2022	22000003	168.30
AT7	17310003	095	UT	CM	01/01/2021	306T3656	WC	FUB0223	E	PULLMAN RICHARD K	10/25/2021	10/20/2022	22000003	9.00
AT7	10190	095	UT	CM	01/01/2021	306T3656	WC	FUB0387	E	PARRY TODD	10/25/2021	10/20/2022	22000003	9.00
AT7	12060	042	UT	CB	01/01/2022	306T3656	WC	FWQ3082	E	SHUPE RUSTIN	06/09/2022	10/20/2022	22000003	9.90
AT7	15320001	095	UT	CM	01/01/2022	306T3656	WC	FXB8106	E	TOONE CHRIS D	08/16/2022	10/20/2022	22000003	9.00
AT7	16110114	095	UT	CM	01/01/2022	306T3656	WC	FXL0626	E	DAREN WJUDD	08/31/2022	10/20/2022	22000003	9.00
AT7	14480022045	042	UT	CB	01/01/2022	306T3656	WC	FXL1987	E	EVANS DANIEL	09/01/2022	10/20/2022	22000003	9.00
AT7	14250	095	UT	CM	01/01/2022	306T3656	WC	FWK1206	E	HESS TERRY	04/18/2022	10/27/2022	22000003	10.50
AT7	13980005	095	UT	CM	01/01/2022	306T3656	WC	FWK8272	E	BOYACK PARKER	05/20/2022	10/27/2022	22000003	185.50
AT7	13200007	095	UT	CM	01/01/2022	306T3656	WC	FWQ3162	E	PHILLIPS MATTHEW	06/10/2022	10/27/2022	22000003	9.00
AT7	11640005	095	UT	CM	01/01/2022	306T3656	WC	FWQ7827	E	GRASER TROY	07/02/2022	10/27/2022	22000003	9.00
AT7	10480008	095	UT	CM	01/01/2022	306T3656	WC	FXB5834	E	MAXFIELD JENNIFER	08/09/2022	10/27/2022	22000003	16.12
AT7	13230004	095	UT	CM	01/01/2022	306T3656	WC	FXL2272	E	BOWLES CHRISTOPH	09/07/2022	10/27/2022	22000003	9.00
AT7	17310002	042	UT	CB	01/01/2022	306T3656	WC	FXL5066	E	TROY ROTHE	08/01/2022	10/27/2022	22000003	22.42
AT7	14050001001	042	UT	CB	01/01/2022	306T3656	WC	FXL6681	E	DARREN BACKMAN	09/26/2022	10/27/2022	22000003	29.92
AT7	16080003003	042	UT	CB	01/01/2022	306T3656	WC	FXL7607	E	DUSTIN SMITH	10/04/2022	10/27/2022	22000003	57.88
AT7	13660004	095	UT	CM	01/01/2022	306T3656	WC	FXL9341	E	JEFF PACE	10/04/2022	10/27/2022	22000003	10.14
AT7	16140004	042	UT	CB	01/01/2022	306T3656	WC	FXB7410	E	DOUGLAS JOLSON	07/14/2022	10/28/2022	22000003	9.00
AT7	12230004017	095	UT	CM	01/01/2022	306T3656	WC	FXL0981	E	LATU KIM	08/26/2022	11/01/2022	22000003	(9.00)
AT7	10020	095	UT	CM	01/01/2022	306T3656	WC	FWQ8837	E	SOLIS-GONZALEZ ER	04/21/2022	11/03/2022	22000003	16.00
AT7	12460007	095	UT	CM	01/01/2022	306T3656	WC	FXB2235	E	MALONE DANIEL	07/26/2022	11/03/2022	22000003	15.75
AT7	16080001003	042	UT	CB	01/01/2022	306T3656	WC	FXB8089	E	BANNER DAVID	08/22/2022	11/03/2022	22000003	22.46
AT7	13660001	095	UT	CM	01/01/2022	306T3656	WC	FXB9809	E	NEELEY TYLER	08/24/2022	11/03/2022	22000003	9.00
AT7	13500005	095	UT	CM	01/01/2022	306T3656	WC	FXL2427	E	SWARTZEL LAURA	08/05/2022	11/03/2022	22000003	24.98
AT7	12790	042	UT	CB	01/01/2022	306T3656	WC	FXL5697	E	LAW COLBY D	08/30/2022	11/03/2022	22000003	29.48

## CSS Worker's Compensation Disbursements Oct 2022 to Nov 2022 - By Check Number

Client Code	Organization Code	Adjusting Office	State	Claim Designator	Policy Effective Date	Policy Number	Line	Claim Number	Payment Type	Claimant Name	Loss Date	Charge Date	Check Number	Check Amount
AT7	11520	095	UT	CM	01/01/2022	306T3656	WC	FVK7230	E	CHILDS RICKY	03/30/2022	11/10/2022	22000003	32.94
AT7	14480011018	042	UT	CB	01/01/2022	306T3656	WC	FXL5132	E	HEWARD MIKE	09/19/2022	11/10/2022	22000003	9.00
AT7	10020	095	UT	CM	01/01/2022	306T3656	WC	FXL5161	E	WALLACE LANDON	09/20/2022	11/10/2022	22000003	9.00
AT7	16080002003	095	UT	CM	01/01/2022	306T3656	WC	FXL7266	E	OLSON HARLEY	09/23/2022	11/10/2022	22000003	18.25
AT7	12230008031	095	UT	CM	01/01/2022	306T3656	WC	FVC0373	E	CLARK KAREN	01/11/2022	11/17/2022	22000003	17.01
AT7	16080001005	095	UT	CM	01/01/2022	306T3656	WC	FXB1067	E	RAMIREZ GABRIEL	07/14/2022	11/17/2022	22000003	36.55
AT7	14250	042	UT	CB	01/01/2022	306T3656	WC	FXB6954	E	GILES TANNER	08/11/2022	11/17/2022	22000003	9.00
AT7	15130	042	UT	CB	01/01/2022	306T3656	WC	FXL2781	E	HOLMES BRET K	09/12/2022	11/17/2022	22000003	122.63
AT7	15130	042	UT	CB	01/01/2022	306T3656	WC	FXL4487	E	CHANDLER JOANN	08/31/2022	11/17/2022	22000003	9.00
AT7	14870	095	UT	CM	01/01/2022	306T3656	WC	FXL4989	E	BRINKERHOFF CLOYD	08/30/2022	11/17/2022	22000003	25.00
AT7	16000	095	UT	CM	01/01/2022	306T3656	WC	FXL5155	E	CUBBEDGE JORDAN	09/16/2022	11/17/2022	22000003	318.33
AT7	13750003	095	UT	CM	01/01/2022	306T3656	WC	FWQ1468	E	HAMMON CHASE M	06/05/2022	11/23/2022	22000003	(9.00)
AT7	16110211	095	UT	CM	01/01/2022	306T3656	WC	FWQ3358	E	LOETHEN JAMES K	06/11/2022	11/28/2022	22000003	9.00
AT7	11520	095	UT	CM	01/01/2022	306T3656	WC	FWQ7917	E	LEAVITT KYLE C	05/16/2022	11/28/2022	22000003	9.65
AT7	16110220	095	UT	CM	01/01/2022	306T3656	WC	FWQ9102	E	HELVEY GARRETT C	07/12/2022	11/28/2022	22000003	9.00
AT7	16080001003	042	UT	CB	01/01/2022	306T3656	WC	FXL5905	E	HAMBLETON MATTHEW	07/07/2022	11/28/2022	22000003	182.21
AT7	16110590	095	UT	CM	01/01/2022	306T3656	WC	FXL6190	E	TOLLY BRETT A	09/26/2022	11/28/2022	22000003	9.00
AT7	12110003	042	UT	CB	01/01/2022	306T3656	WC	FXL9380	E	CLAY CAMPBELL	10/06/2022	11/28/2022	22000003	9.00
AT7	10480007	095	UT	CM	01/01/2022	306T3656	WC	FXW1412	E	RONNIE LHOPES	10/20/2022	11/28/2022	22000003	9.00
AT7	14480011018	095	UT	CM	01/01/2022	306T3656	WC	FXB3589	E	JACOBSON KELLY	07/26/2022	11/30/2022	22000003	9.27
AT7	14640020	042	UT	CB	01/01/2021	306T3656	WC	FTK8634	E	LLOYD DAKOTA J	08/24/2021	10/05/2022	22000004	11.69
AT7	14140006	042	UT	CB	01/01/2022	306T3656	WC	FXB5750	E	PALMER JACOB	08/09/2022	10/06/2022	22000004	29.92
AT7	15320018	095	UT	CM	01/01/2022	306T3656	WC	FXB6229	E	DENNIS RGARDNER	08/02/2022	10/06/2022	22000004	39.63
AT7	16080003002	042	UT	CB	01/01/2022	306T3656	WC	FXB9978	E	HENDERSON MARK	08/26/2022	10/06/2022	22000004	17.46
AT7	13020009	042	UT	CB	01/01/2022	306T3656	WC	FXL0453	E	COOK STETSON	08/30/2022	10/06/2022	22000004	34.00
AT7	14260004	042	UT	CB	01/01/2022	306T3656	WC	FXL0472	E	KEARL COBY	08/30/2022	10/06/2022	22000004	1,469.14
AT7	10750007	095	UT	CM	01/01/2022	306T3656	WC	FXL1479	E	YARRINGTON DAVID	09/01/2022	10/06/2022	22000004	9.00
AT7	16110200	042	UT	CB	01/01/2022	306T3656	WC	FXL3353	E	SEELY AMMON L	09/13/2022	10/12/2022	22000004	9.00
AT7	12360001	042	UT	CB	01/01/2021	306T3656	WC	FUB5989	E	WARR BARRY	09/01/2021	10/13/2022	22000004	294.68
AT7	14050001001	042	UT	CB	01/01/2022	306T3656	WC	FVK0155	E	STAMPER DYLAN J	02/23/2022	10/13/2022	22000004	176.59
AT7	14680010	042	UT	CB	01/01/2022	306T3656	WC	FXB2061	E	DICKINSON DAYTON	07/21/2022	10/13/2022	22000004	9.00
AT7	14640020	042	UT	CB	01/01/2022	306T3656	WC	FXL2110	E	MCKEE MITCHELL	09/07/2022	10/13/2022	22000004	90.26
AT7	16110500	042	UT	CB	01/01/2022	306T3656	WC	FXL2239	E	VALDOVINOS BERNAR	09/08/2022	10/13/2022	22000004	9.00
AT7	14580005	042	UT	CB	01/01/2022	306T3656	WC	FWQ9128	E	JENSEN MELISSA	07/05/2022	10/20/2022	22000004	19.91
AT7	16110211	042	UT	CB	01/01/2022	306T3656	WC	FXB8306	E	PAINTER CODY B	08/23/2022	10/20/2022	22000004	9.00
AT7	13060002	095	UT	CM	01/01/2022	306T3656	WC	FXB9617	E	GREENER COLTON	08/26/2022	10/26/2022	22000004	9.00

## CSS Worker's Compensation Disbursements Oct 2022 to Nov 2022 - By Check Number

Client Code	Organization Code	Adjusting Office	State	Claim Designator	Policy Effective Date	Policy Number	Line	Claim Number	Payment Type	Claimant Name	Loss Date	Charge Date	Check Number	Check Amount
AT7	16110114	095	UT	CM	01/01/2022	306T3656	WC	FXL0626	E	DAREN WJUDD	08/31/2022	10/27/2022	22000004	9.00
AT7	17310002	042	UT	CB	01/01/2022	306T3656	WC	FXL5066	E	TROY ROTHE	08/01/2022	10/27/2022	22000004	22.42
AT7	16140004	042	UT	CB	01/01/2022	306T3656	WC	FXB7410	E	DOUGLAS JOLSON	07/14/2022	10/28/2022	22000004	9.00
AT7	13200007	095	UT	CM	01/01/2022	306T3656	WC	FWQ3162	E	PHILLIPS MATTHEW	06/10/2022	11/01/2022	22000004	(9.00)
AT7	16080003003	042	UT	CB	01/01/2022	306T3656	WC	FXL7607	E	SMITH DUSTIN	10/04/2022	11/02/2022	22000004	11.69
AT7	13980005	095	UT	CM	01/01/2022	306T3656	WC	FWK8272	E	BOYACK PARKER	05/20/2022	11/03/2022	22000004	9.00
AT7	10110	095	UT	CM	01/01/2022	306T3656	WC	FXB0038	E	HIRSCHI STEVE T	07/15/2022	11/03/2022	22000004	78.41
AT7	10480008	095	UT	CM	01/01/2022	306T3656	WC	FXB5834	E	MAXFIELD JENNIFER	08/09/2022	11/03/2022	22000004	9.00
AT7	12230004017	095	UT	CM	01/01/2022	306T3656	WC	FXL0981	E	LATU KIM	08/26/2022	11/03/2022	22000004	9.00
AT7	14050001001	042	UT	CB	01/01/2022	306T3656	WC	FXL6681	E	BACKMAN DARREN	09/26/2022	11/03/2022	22000004	42.05
AT7	13660004	095	UT	CM	01/01/2022	306T3656	WC	FXL9341	E	PACE JEFF	10/04/2022	11/03/2022	22000004	9.80
AT7	16140003	095	UT	CM	01/01/2022	306T3656	WC	FWK6368	E	THOMASON RANDY M	05/11/2022	11/10/2022	22000004	136.58
AT7	16080001005	095	UT	CM	01/01/2019	306T3656	WC	FMH7217	E	MARRIOTT ROBERT	08/07/2019	11/17/2022	22000004	9.00
AT7	13500005	095	UT	CM	01/01/2022	306T3656	WC	FXL2427	E	SWARTZEL LAURA	08/05/2022	11/17/2022	22000004	16.44
AT7	15130	042	UT	CB	01/01/2022	306T3656	WC	FXL2781	E	HOLMES BRET K	09/12/2022	11/17/2022	22000004	359.46
AT7	10020	095	UT	CM	01/01/2022	306T3656	WC	FXL5161	E	WALLACE LANDON	09/20/2022	11/17/2022	22000004	9.00
AT7	16080002003	095	UT	CM	01/01/2022	306T3656	WC	FXL7266	E	OLSON HARLEY	09/23/2022	11/17/2022	22000004	18.99
AT7	11520	095	UT	CM	01/01/2022	306T3656	WC	FVK7230	E	CHILDS RICKY	03/30/2022	11/28/2022	22000004	12.78
AT7	11490022007	095	UT	CM	01/01/2022	306T3656	WC	FWQ1242	E	BREWER AUSTIN	06/05/2022	11/28/2022	22000004	12.54
AT7	15130	042	UT	CB	01/01/2022	306T3656	WC	FXL4487	E	CHANDLER JOANN	08/31/2022	11/28/2022	22000004	9.00
AT7	14480011018	042	UT	CB	01/01/2022	306T3656	WC	FXL5132	E	HEWARD MIKE	09/19/2022	11/28/2022	22000004	9.00
AT7	16000	095	UT	CM	01/01/2022	306T3656	WC	FXL5155	E	CUBBEDGE JORDAN	09/16/2022	11/28/2022	22000004	9.00
AT7	12790	042	UT	CB	01/01/2022	306T3656	WC	FXL5697	E	LAW COLBY D	08/30/2022	11/28/2022	22000004	38.52
AT7	10760	042	UT	CB	01/01/2021	306T3656	WC	FRU8130	E	ADAMS SAMUEL	02/04/2021	10/03/2022	22000005	9.00
AT7	11030002	042	UT	CB	01/01/2022	306T3656	WC	FXB5218	E	BRADSHAW NICK	08/03/2022	10/06/2022	22000005	46.41
AT7	14140006	042	UT	CB	01/01/2022	306T3656	WC	FXB5750	E	PALMER JACOB	08/09/2022	10/06/2022	22000005	847.76
AT7	16080003002	042	UT	CB	01/01/2022	306T3656	WC	FXB9978	E	HENDERSON MARK	08/26/2022	10/06/2022	22000005	9.00
AT7	13020009	042	UT	CB	01/01/2022	306T3656	WC	FXL0453	E	COOK STETSON	08/30/2022	10/06/2022	22000005	9.00
AT7	14260004	042	UT	CB	01/01/2022	306T3656	WC	FXL0472	E	KEARL COBY	08/30/2022	10/06/2022	22000005	57.58
AT7	11640003	042	UT	CB	01/01/2022	306T3656	WC	FXB9539	E	WALTON BLAKE	08/27/2022	10/12/2022	22000005	9.00
AT7	14050001001	042	UT	CB	01/01/2022	306T3656	WC	FVK0155	E	STAMPER DYLAN J	02/23/2022	10/13/2022	22000005	332.38
AT7	16110211	095	UT	CM	01/01/2022	306T3656	WC	FVK9409	E	LAWSON KENTON D	04/09/2022	10/13/2022	22000005	9.00
AT7	13230006001	095	UT	CM	01/01/2022	306T3656	WC	FWK9060	E	HUFFAKER KELLY	05/12/2022	10/13/2022	22000005	9.00
AT7	14480007008	095	UT	CM	01/01/2022	306T3656	WC	FWQ4953	E	WILLIAMS SAVANAH	06/21/2022	10/13/2022	22000005	17.74
AT7	16080001003	095	UT	CM	01/01/2022	306T3656	WC	FXB3213	E	COLLINS TIM	07/31/2022	10/13/2022	22000005	10.37
AT7	16110500	042	UT	CB	01/01/2022	306T3656	WC	FXL2239	E	VALDOVINOS BERNAR	09/08/2022	10/13/2022	22000005	9.00



**CSS Worker's Compensation Disbursements  
Oct 2022 to Nov 2022 - By Check Number**

Client Code	Organization Code	Adjusting Office	State	Claim Designator	Policy Effective Date	Policy Number	Line	Claim Number	Payment Type	Claimant Name	Loss Date	Charge Date	Check Number	Check Amount
AT7	16110200	042	UT	CB	01/01/2022	306T3656	WC	FXL3353	E	SEELY AMMON L	09/13/2022	10/13/2022	22000005	9.00
AT7	12360001	042	UT	CB	01/01/2021	306T3656	WC	FUB5989	E	WARR BARRY	09/01/2021	10/19/2022	22000005	9.00
AT7	14640020	042	UT	CB	01/01/2021	306T3656	WC	FTK8634	E	LLOYD DAKOTA J	08/24/2021	10/20/2022	22000005	9.00
AT7	11690012	095	UT	CM	01/01/2022	306T3656	WC	FWK5665	E	RACKLEY KEASEAN	05/10/2022	10/20/2022	22000005	26.97
AT7	16110230	042	UT	CB	01/01/2022	306T3656	WC	FWQ8080	E	JENNINGS NORMA J	07/01/2022	10/20/2022	22000005	9.00
AT7	10750007	095	UT	CM	01/01/2022	306T3656	WC	FXL1479	E	YARRINGTON DAVID	09/01/2022	10/20/2022	22000005	9.00
AT7	12110002	095	UT	CM	01/01/2022	306T3656	WC	FWK7235	E	MILLER KAREN	05/02/2022	10/27/2022	22000005	9.00
AT7	11660003	042	UT	CB	01/01/2022	306T3656	WC	FWQ9909	E	VEGA ROMAN	07/13/2022	10/27/2022	22000005	29.92
AT7	15320018	095	UT	CM	01/01/2022	306T3656	WC	FXB6229	E	GARDNER DENNIS R	08/02/2022	10/27/2022	22000005	9.00
AT7	17310002	042	UT	CB	01/01/2022	306T3656	WC	FXL5066	E	TROY ROTHE	08/01/2022	10/27/2022	22000005	22.42
AT7	16140004	042	UT	CB	01/01/2022	306T3656	WC	FXB7410	E	DOUGLAS JOLSON	07/14/2022	10/28/2022	22000005	9.00
AT7	16110114	095	UT	CM	01/01/2022	306T3656	WC	FXL0626	E	JUDD DAREN W	08/31/2022	11/01/2022	22000005	(9.00)
AT7	13660003	095	UT	CM	01/01/2022	306T3656	WC	FVC5387	E	DAVIS JESSE	01/24/2022	11/03/2022	22000005	11.48
AT7	14580005	042	UT	CB	01/01/2022	306T3656	WC	FWQ9128	E	JENSEN MELISSA	07/05/2022	11/03/2022	22000005	22.28
AT7	14680010	042	UT	CB	01/01/2022	306T3656	WC	FXB2061	E	DICKINSON DAYTON	07/21/2022	11/03/2022	22000005	9.00
AT7	14480011019	095	UT	CM	01/01/2022	306T3656	WC	FXB4302	E	BROWN KEVIN	07/22/2022	11/03/2022	22000005	9.00
AT7	16080003003	042	UT	CB	01/01/2022	306T3656	WC	FXL7607	E	SMITH DUSTIN	10/04/2022	11/03/2022	22000005	35.94
AT7	16140003	095	UT	CM	01/01/2022	306T3656	WC	FWK6368	E	THOMASON RANDY M	05/11/2022	11/10/2022	22000005	9.00
AT7	14640020	042	UT	CB	01/01/2022	306T3656	WC	FXL2110	E	MCKEE MITCHELL	09/07/2022	11/10/2022	22000005	15.37
AT7	13660004	095	UT	CM	01/01/2022	306T3656	WC	FXL9341	E	PACE JEFF	10/04/2022	11/10/2022	22000005	9.80
AT7	13060002	095	UT	CM	01/01/2022	306T3656	WC	FXB9617	E	GREENER COLTON	08/26/2022	11/17/2022	22000005	28.58
AT7	12230004017	095	UT	CM	01/01/2022	306T3656	WC	FXL0981	E	LATU KIM	08/26/2022	11/17/2022	22000005	9.00
AT7	16080003003	095	UT	CM	01/01/2022	306T3656	WC	FXL2593	E	NIELSON PRICILLA	08/29/2022	11/17/2022	22000005	39.17
AT7	10020	095	UT	CM	01/01/2022	306T3656	WC	FXL5161	E	WALLACE LANDON	09/20/2022	11/17/2022	22000005	9.00
AT7	14050001001	042	UT	CB	01/01/2022	306T3656	WC	FXL6681	E	BACKMAN DARREN	09/26/2022	11/17/2022	22000005	967.96
AT7	13200007	095	UT	CM	01/01/2022	306T3656	WC	FWQ3162	E	PHILLIPS MATTHEW	06/10/2022	11/18/2022	22000005	9.00
AT7	16080001005	095	UT	CM	01/01/2019	306T3656	WC	FMH7217	E	MARRIOTT ROBERT	08/07/2019	11/21/2022	22000005	9.00
AT7	16080001003	095	UT	CM	01/01/2022	306T3656	WC	FXB3738	E	PROKOPIUS JUSTIN	08/02/2022	11/28/2022	22000005	18.25
AT7	16000	095	UT	CM	01/01/2022	306T3656	WC	FXL5155	E	CUBBEDGE JORDAN	09/16/2022	11/28/2022	22000005	9.00
AT7	16080002003	095	UT	CM	01/01/2022	306T3656	WC	FXL7266	E	OLSON HARLEY	09/23/2022	11/28/2022	22000005	11.33
AT7	15130	042	UT	CB	01/01/2022	306T3656	WC	FXL4487	E	CHANDLER JOANN	08/31/2022	11/30/2022	22000005	9.00
AT7	16080003002	042	UT	CB	01/01/2022	306T3656	WC	FXB9978	E	HENDERSON MARK	08/26/2022	10/06/2022	22000006	9.00
AT7	14260004	042	UT	CB	01/01/2022	306T3656	WC	FXL0472	E	KEARL COBY	08/30/2022	10/06/2022	22000006	260.33
AT7	14190014	095	UT	CM	01/01/2022	306T3656	WC	FXB1165	E	ANDERTON WAYNE	07/20/2022	10/07/2022	22000006	9.00
AT7	11640003	042	UT	CB	01/01/2022	306T3656	WC	FXB9539	E	WALTON BLAKE	08/27/2022	10/12/2022	22000006	9.00
AT7	13020009	042	UT	CB	01/01/2022	306T3656	WC	FXL0453	E	COOK STETSON	08/30/2022	10/12/2022	22000006	9.00

## CSS Worker's Compensation Disbursements Oct 2022 to Nov 2022 - By Check Number

Client Code	Organization Code	Adjusting Office	State	Claim Designator	Policy Effective Date	Policy Number	Line	Claim Number	Payment Type	Claimant Name	Loss Date	Charge Date	Check Number	Check Amount
AT7	16110211	095	UT	CM	01/01/2022	306T3656	WC	FKV9409	E	LAWSON KENTON D	04/09/2022	10/13/2022	22000006	9.00
AT7	13230006001	095	UT	CM	01/01/2022	306T3656	WC	FWK9060	E	HUFFAKER KELLY	05/12/2022	10/13/2022	22000006	9.00
AT7	16690010	042	UT	CB	01/01/2022	306T3656	WC	FWQ9278	E	YAMASHITA JILL	06/19/2022	10/13/2022	22000006	21.13
AT7	16110500	042	UT	CB	01/01/2022	306T3656	WC	FXL2239	E	VALDOVINOS BERNAR	09/08/2022	10/13/2022	22000006	9.00
AT7	16110200	042	UT	CB	01/01/2022	306T3656	WC	FXL3353	E	SEELY AMMON L	09/13/2022	10/13/2022	22000006	248.18
AT7	12360001	042	UT	CB	01/01/2021	306T3656	WC	FUB5989	E	WARR BARRY	09/01/2021	10/19/2022	22000006	9.00
AT7	14050001001	042	UT	CB	01/01/2022	306T3656	WC	FKV0155	E	STAMPER DYLAN J	02/23/2022	10/20/2022	22000006	9.00
AT7	11030002	042	UT	CB	01/01/2022	306T3656	WC	FXB5218	E	BRADSHAW NICK	08/03/2022	10/20/2022	22000006	9.00
AT7	14140006	042	UT	CB	01/01/2022	306T3656	WC	FXB5750	E	PALMER JACOB	08/09/2022	10/20/2022	22000006	64.08
AT7	14740003	042	UT	CB	01/01/2022	306T3656	WC	FWQ6799	E	KIESZ PAUL	06/29/2022	10/26/2022	22000006	9.27
AT7	16690016	095	UT	CM	01/01/2022	306T3656	WC	FXB0866	E	GRIFFIN JENIFER L	06/02/2022	10/26/2022	22000006	11.69
AT7	14640020	042	UT	CB	01/01/2021	306T3656	WC	FTK8634	E	LLOYD DAKOTA J	08/24/2021	10/27/2022	22000006	9.00
AT7	15130	095	UT	CM	01/01/2022	306T3656	WC	FWK9831	E	NELSON PAUL B	05/31/2022	10/27/2022	22000006	9.00
AT7	12690004	042	UT	CB	01/01/2022	306T3656	WC	FWK9974	E	PARK EDWIN	05/26/2022	10/27/2022	22000006	25.52
AT7	15080003	042	UT	CB	01/01/2022	306T3656	WC	FWQ3568	E	GINES RICK	06/15/2022	10/27/2022	22000006	38.16
AT7	16080003003	042	UT	CB	01/01/2022	306T3656	WC	FWQ8353	E	ELLINGSON BRADEN	07/08/2022	10/27/2022	22000006	11.93
AT7	14930003	042	UT	CB	01/01/2022	306T3656	WC	FXB5195	E	BOYLE COREY	08/06/2022	10/27/2022	22000006	18.25
AT7	16110400	042	UT	CB	01/01/2022	306T3656	WC	FXB6458	E	GARDNER BRADLEY G	08/10/2022	10/27/2022	22000006	32.45
AT7	17310002	042	UT	CB	01/01/2022	306T3656	WC	FXL5066	E	TROY ROTHE	08/01/2022	10/27/2022	22000006	22.94
AT7	16140004	042	UT	CB	01/01/2022	306T3656	WC	FXB7410	E	DOUGLAS JOLSON	07/14/2022	10/28/2022	22000006	9.00
AT7	14480007008	095	UT	CM	01/01/2022	306T3656	WC	FWQ4953	E	WILLIAMS SAVANAH	06/21/2022	10/31/2022	22000006	25.00
AT7	12110002	095	UT	CM	01/01/2022	306T3656	WC	FWK7235	E	MILLER KAREN	05/02/2022	11/01/2022	22000006	(9.00)
AT7	15610020	042	UT	CB	01/01/2021	306T3656	WC	FTQ2648	E	MITCHELL GENTRY	09/01/2021	11/03/2022	22000006	9.00
AT7	16080003003	042	UT	CB	01/01/2022	306T3656	WC	FXL7607	E	SMITH DUSTIN	10/04/2022	11/03/2022	22000006	18.25
AT7	16080001003	095	UT	CM	01/01/2022	306T3656	WC	FXB3213	E	COLLINS TIM	07/31/2022	11/17/2022	22000006	18.25
AT7	14050001001	042	UT	CB	01/01/2022	306T3656	WC	FXL6681	E	BACKMAN DARREN	09/26/2022	11/17/2022	22000006	16.94
AT7	13660004	095	UT	CM	01/01/2022	306T3656	WC	FXL9341	E	PACE JEFF	10/04/2022	11/17/2022	22000006	9.80
AT7	12230004017	095	UT	CM	01/01/2022	306T3656	WC	FXL0981	E	LATU KIM	08/26/2022	11/22/2022	22000006	9.00
AT7	11660003	042	UT	CB	01/01/2022	306T3656	WC	FWQ9909	E	VEGA ROMAN	07/13/2022	11/28/2022	22000006	9.00
AT7	14480011019	095	UT	CM	01/01/2022	306T3656	WC	FXB4302	E	BROWN KEVIN	07/22/2022	11/28/2022	22000006	81.41
AT7	16110114	095	UT	CM	01/01/2022	306T3656	WC	FXL0626	E	JUDD DAREN W	08/31/2022	11/28/2022	22000006	27.43
AT7	16000	095	UT	CM	01/01/2022	306T3656	WC	FXL5155	E	CUBBEDGE JORDAN	09/16/2022	11/28/2022	22000006	36.21
AT7	10020	095	UT	CM	01/01/2022	306T3656	WC	FXL5161	E	WALLACE LANDON	09/20/2022	11/28/2022	22000006	62.28
AT7	16110510	095	UT	CM	01/01/2022	306T3656	WC	FXB6678	E	TABOR TIMOTHY W	08/15/2022	10/05/2022	22000007	13.35
AT7	14050001001	042	UT	CB	01/01/2022	306T3656	WC	FVC5017	E	CLOUSE EDWARD B	02/01/2022	10/06/2022	22000007	9.00
AT7	11910002	042	UT	CB	01/01/2022	306T3656	WC	FXB8668	E	RAY BRADEN	08/22/2022	10/06/2022	22000007	9.00

### CSS Worker's Compensation Disbursements Oct 2022 to Nov 2022 - By Check Number

Client Code	Organization Code	Adjusting Office	State	Claim Designator	Policy Effective Date	Policy Number	Line	Claim Number	Payment Type	Claimant Name	Loss Date	Charge Date	Check Number	Check Amount
AT7	14260004	042	UT	CB	01/01/2022	306T3656	WC	FXL0472	E	KEARL COBY	08/30/2022	10/06/2022	22000007	9.00
AT7	16110211	095	UT	CM	01/01/2022	306T3656	WC	FVK9409	E	LAWSON KENTON D	04/09/2022	10/13/2022	22000007	9.00
AT7	16690013	095	UT	CM	01/01/2022	306T3656	WC	FWK7146	E	SISSON EMILY M	05/16/2022	10/13/2022	22000007	199.24
AT7	13230006001	095	UT	CM	01/01/2022	306T3656	WC	FWK9060	E	HUFFAKER KELLY	05/12/2022	10/13/2022	22000007	9.00
AT7	11640003	042	UT	CB	01/01/2022	306T3656	WC	FXB9539	E	WALTON BLAKE	08/27/2022	10/13/2022	22000007	25.00
AT7	16110500	042	UT	CB	01/01/2022	306T3656	WC	FXL2239	E	VALDOVINOS BERNAR	09/08/2022	10/13/2022	22000007	9.00
AT7	16110200	042	UT	CB	01/01/2022	306T3656	WC	FXL3353	E	SEELY AMMON L	09/13/2022	10/13/2022	22000007	9.00
AT7	13020009	042	UT	CB	01/01/2022	306T3656	WC	FXL0453	E	COOK STETSON	08/30/2022	10/19/2022	22000007	14.08
AT7	14050001001	042	UT	CB	01/01/2022	306T3656	WC	FVK0155	E	STAMPER DYLAN J	02/23/2022	10/20/2022	22000007	9.00
AT7	12060	042	UT	CB	01/01/2022	306T3656	WC	FWQ0607	E	TURNER LACY	06/02/2022	10/20/2022	22000007	13.38
AT7	11030002	042	UT	CB	01/01/2022	306T3656	WC	FXB5218	E	BRADSHAW NICK	08/03/2022	10/20/2022	22000007	9.00
AT7	16080003002	042	UT	CB	01/01/2022	306T3656	WC	FXB9978	E	HENDERSON MARK	08/26/2022	10/20/2022	22000007	209.56
AT7	12690004	042	UT	CB	01/01/2022	306T3656	WC	FWK9974	E	PARK EDWIN	05/26/2022	10/27/2022	22000007	12.72
AT7	16690010	042	UT	CB	01/01/2022	306T3656	WC	FWQ9278	E	YAMASHITA JILL	06/19/2022	10/27/2022	22000007	21.13
AT7	16690016	095	UT	CM	01/01/2022	306T3656	WC	FXB0866	E	GRIFFIN JENIFER L	06/02/2022	10/27/2022	22000007	16.65
AT7	17310002	042	UT	CB	01/01/2022	306T3656	WC	FXL5066	E	TROY ROTHE	08/01/2022	10/27/2022	22000007	22.94
AT7	14640020	042	UT	CB	01/01/2021	306T3656	WC	FTK8634	E	LLOYD DAKOTA J	08/24/2021	11/01/2022	22000007	(9.00)
AT7	15130	095	UT	CM	01/01/2022	306T3656	WC	FWK9831	E	NELSON PAUL B	05/31/2022	11/01/2022	22000007	(9.00)
AT7	16140004	042	UT	CB	01/01/2022	306T3656	WC	FXB7410	E	OLSON DOUGLAS J	07/14/2022	11/01/2022	22000007	(69.40)
AT7	16110400	042	UT	CB	01/01/2022	306T3656	WC	FXB6458	E	GARDNER BRADLEY G	08/10/2022	11/03/2022	22000007	29.57
AT7	16080003003	042	UT	CB	01/01/2022	306T3656	WC	FXL7607	E	SMITH DUSTIN	10/04/2022	11/03/2022	22000007	9.00
AT7	12110002	095	UT	CM	01/01/2022	306T3656	WC	FWK7235	E	MILLER KAREN	05/02/2022	11/10/2022	22000007	9.00
AT7	15080003	042	UT	CB	01/01/2022	306T3656	WC	FWQ3568	E	GINES RICK	06/15/2022	11/10/2022	22000007	9.00
AT7	11640002	042	UT	CB	01/01/2019	306T3656	WC	FMH1267	E	WEISHAR JOSHUA	07/13/2019	11/17/2022	22000007	9.00
AT7	13840002	042	UT	CB	01/01/2022	306T3656	WC	FWQ0829	E	JENSEN PETER	06/03/2022	11/17/2022	22000007	24.48
AT7	14140006	042	UT	CB	01/01/2022	306T3656	WC	FXB5750	E	PALMER JACOB	08/09/2022	11/17/2022	22000007	22.19
AT7	14050001001	042	UT	CB	01/01/2022	306T3656	WC	FXL6681	E	BACKMAN DARREN	09/26/2022	11/17/2022	22000007	9.00
AT7	13500002	095	UT	CM	01/01/2022	306T3656	WC	FWK8747	E	PACHECO RICHARD	05/24/2022	11/28/2022	22000007	24.01
AT7	10020	095	UT	CM	01/01/2022	306T3656	WC	FXL5161	E	WALLACE LANDON	09/20/2022	11/28/2022	22000007	9.00
AT7	14050001001	042	UT	CB	01/01/2022	306T3656	WC	FVC5017	E	CLOUSE EDWARD B	02/01/2022	10/06/2022	22000008	9.00
AT7	16690013	095	UT	CM	01/01/2022	306T3656	WC	FWK7146	E	SISSON EMILY M	05/16/2022	10/13/2022	22000008	9.00
AT7	13230006001	095	UT	CM	01/01/2022	306T3656	WC	FWK9060	E	HUFFAKER KELLY	05/12/2022	10/13/2022	22000008	9.00
AT7	11030001	042	UT	CB	01/01/2022	306T3656	WC	FWQ1348	E	GLENN CHASITY	06/02/2022	10/13/2022	22000008	25.71
AT7	16110510	095	UT	CM	01/01/2022	306T3656	WC	FXB6678	E	TABOR TIMOTHY W	08/15/2022	10/13/2022	22000008	9.00
AT7	14260004	042	UT	CB	01/01/2022	306T3656	WC	FXL0472	E	KEARL COBY	08/30/2022	10/13/2022	22000008	13.06
AT7	16110200	042	UT	CB	01/01/2022	306T3656	WC	FXL3353	E	SEELY AMMON L	09/13/2022	10/13/2022	22000008	438.56

### CSS Worker's Compensation Disbursements Oct 2022 to Nov 2022 - By Check Number

Client Code	Organization Code	Adjusting Office	State	Claim Designator	Policy Effective Date	Policy Number	Line	Claim Number	Payment Type	Claimant Name	Loss Date	Charge Date	Check Number	Check Amount
AT7	14050001001	042	UT	CB	01/01/2022	306T3656	WC	FVK0155	E	STAMPER DYLAN J	02/23/2022	10/20/2022	22000008	9.00
AT7	12060	042	UT	CB	01/01/2022	306T3656	WC	FWQ0607	E	TURNER LACY	06/02/2022	10/20/2022	22000008	13.38
AT7	13020009	042	UT	CB	01/01/2022	306T3656	WC	FXL0453	E	COOK STETSON	08/30/2022	10/20/2022	22000008	9.00
AT7	11640003	042	UT	CB	01/01/2022	306T3656	WC	FXB9539	E	WALTON BLAKE	08/27/2022	10/26/2022	22000008	9.00
AT7	11910002	042	UT	CB	01/01/2022	306T3656	WC	FXB8668	E	RAY BRADEN	08/22/2022	10/27/2022	22000008	29.86
AT7	16080003002	042	UT	CB	01/01/2022	306T3656	WC	FXB9978	E	HENDERSON MARK	08/26/2022	10/27/2022	22000008	23.52
AT7	17310002	042	UT	CB	01/01/2022	306T3656	WC	FXL5066	E	TROY ROTHE	08/01/2022	10/27/2022	22000008	29.43
AT7	11030002	042	UT	CB	01/01/2022	306T3656	WC	FXB5218	E	BRADSHAW NICK	08/03/2022	10/28/2022	22000008	9.00
AT7	14640020	042	UT	CB	01/01/2021	306T3656	WC	FTK8634	E	LLOYD DAKOTA J	08/24/2021	11/03/2022	22000008	9.00
AT7	16140004	042	UT	CB	01/01/2022	306T3656	WC	FXB7410	E	OLSON DOUGLAS J	07/14/2022	11/03/2022	22000008	69.40
AT7	12940006	095	UT	CM	01/01/2018	306T3656	WC	FHY1786	E	ANDREASON JOHN B	09/15/2018	11/04/2022	22000008	9.00
AT7	16690010	042	UT	CB	01/01/2022	306T3656	WC	FWQ9278	E	YAMASHITA JILL	06/19/2022	11/10/2022	22000008	33.26
AT7	16110400	042	UT	CB	01/01/2022	306T3656	WC	FXB6458	E	GARDNER BRADLEY G	08/10/2022	11/10/2022	22000008	19.29
AT7	16080003003	042	UT	CB	01/01/2022	306T3656	WC	FXL7607	E	SMITH DUSTIN	10/04/2022	11/10/2022	22000008	9.00
AT7	11640002	042	UT	CB	01/01/2019	306T3656	WC	FMH1267	E	WEISHAR JOSHUA	07/13/2019	11/17/2022	22000008	9.00
AT7	12110002	095	UT	CM	01/01/2022	306T3656	WC	FWK7235	E	MILLER KAREN	05/02/2022	11/17/2022	22000008	24.62
AT7	14140006	042	UT	CB	01/01/2022	306T3656	WC	FXB5750	E	PALMER JACOB	08/09/2022	11/17/2022	22000008	12.70
AT7	16080001003	095	UT	CM	01/01/2022	306T3656	WC	FVK3153	E	BRANDT ADAM	02/11/2022	11/18/2022	22000008	9.00
AT7	15130	095	UT	CM	01/01/2022	306T3656	WC	FWK9831	E	NELSON PAUL B	05/31/2022	11/22/2022	22000008	9.00
AT7	13500002	095	UT	CM	01/01/2022	306T3656	WC	FWK8747	E	PACHECO RICHARD	05/24/2022	11/28/2022	22000008	15.45
AT7	15080003	042	UT	CB	01/01/2022	306T3656	WC	FWQ3568	E	GINES RICK	06/15/2022	11/28/2022	22000008	459.40
AT7	16690016	042	UT	CB	01/01/2022	306T3656	WC	FXB0866	E	GRIFFIN JENIFER L	06/02/2022	11/28/2022	22000008	9.00
AT7	14050001001	042	UT	CB	01/01/2022	306T3656	WC	FXL6681	E	BACKMAN DARREN	09/26/2022	11/28/2022	22000008	160.70
AT7	12810003	095	UT	CM	01/01/2022	306T3656	WC	FXB4949	E	RUBIO-COLLINS LUI	08/02/2022	10/05/2022	22000009	11.21
AT7	16690025	042	UT	CB	01/01/2022	306T3656	WC	FVC9721	E	AWERKAMP ERIN B	02/21/2022	10/06/2022	22000009	68.11
AT7	14890	042	UT	CB	01/01/2022	306T3656	WC	FXB3747	E	JENSEN DALLIN	08/02/2022	10/12/2022	22000009	162.98
AT7	16690013	095	UT	CM	01/01/2022	306T3656	WC	FWK7146	E	SISSON EMILY M	05/16/2022	10/13/2022	22000009	36.86
AT7	16110510	095	UT	CM	01/01/2022	306T3656	WC	FXB6678	E	TABOR TIMOTHY W	08/15/2022	10/13/2022	22000009	9.00
AT7	14260004	042	UT	CB	01/01/2022	306T3656	WC	FXL0472	E	KEARL COBY	08/30/2022	10/13/2022	22000009	15.55
AT7	12060	042	UT	CB	01/01/2022	306T3656	WC	FWQ0607	E	TURNER LACY	06/02/2022	10/20/2022	22000009	13.38
AT7	11030001	042	UT	CB	01/01/2022	306T3656	WC	FWQ1348	E	GLENN CHASITY	06/02/2022	10/20/2022	22000009	11.44
AT7	13180	042	UT	CB	01/01/2022	306T3656	WC	FWQ4478	E	HINCKLEY AUSTIN	06/14/2022	10/20/2022	22000009	12.67
AT7	11870	095	UT	CM	01/01/2021	306T3656	WC	FTQ8741	E	CHRISTENSEN KENDA	10/18/2021	10/27/2022	22000009	9.00
AT7	14140001	042	UT	CB	01/01/2021	306T3656	WC	FUN0856	E	HIGGINS DEVEN	12/16/2021	10/27/2022	22000009	9.00
AT7	16110200	042	UT	CB	01/01/2022	306T3656	WC	FXL3353	E	SEELY AMMON L	09/13/2022	10/27/2022	22000009	35.23
AT7	17310002	042	UT	CB	01/01/2022	306T3656	WC	FXL5066	E	TROY ROTHE	08/01/2022	10/27/2022	22000009	22.42

**CSS Worker's Compensation Disbursements  
Oct 2022 to Nov 2022 - By Check Number**

Client Code	Organization Code	Adjusting Office	State	Claim Designator	Policy Effective Date	Policy Number	Line	Claim Number	Payment Type	Claimant Name	Loss Date	Charge Date	Check Number	Check Amount
AT7	11640003	042	UT	CB	01/01/2022	306T3656	WC	FXB9539	E	WALTON BLAKE	08/27/2022	11/03/2022	22000009	25.00
AT7	16080003002	042	UT	CB	01/01/2022	306T3656	WC	FXB9978	E	HENDERSON MARK	08/26/2022	11/03/2022	22000009	18.25
AT7	14050001001	042	UT	CB	01/01/2022	306T3656	WC	FVK0155	E	STAMPER DYLAN J	02/23/2022	11/10/2022	22000009	258.62
AT7	13230006001	095	UT	CM	01/01/2022	306T3656	WC	FWK9060	E	HUFFAKER KELLY	05/12/2022	11/10/2022	22000009	16.27
AT7	11030002	042	UT	CB	01/01/2022	306T3656	WC	FXB5218	E	BRADSHAW NICHOLAS	08/03/2022	11/10/2022	22000009	9.00
AT7	16110400	042	UT	CB	01/01/2022	306T3656	WC	FXB6458	E	GARDNER BRADLEY G	08/10/2022	11/10/2022	22000009	19.29
AT7	16110510	042	UT	CB	01/01/2021	306T3656	WC	FUB1433	E	THEDELL DARRIN E	10/22/2021	11/11/2022	22000009	9.00
AT7	13020009	042	UT	CB	01/01/2022	306T3656	WC	FXL0453	E	COOK STETSON	08/30/2022	11/17/2022	22000009	9.00
AT7	16080001003	095	UT	CM	01/01/2022	306T3656	WC	FVK3153	E	BRANDT ADAM	02/11/2022	11/18/2022	22000009	9.00
AT7	14640020	042	UT	CB	01/01/2021	306T3656	WC	FTK8634	E	LLOYD DAKOTA J	08/24/2021	11/28/2022	22000009	41.20
AT7	15080003	042	UT	CB	01/01/2022	306T3656	WC	FWQ3568	E	GINES RICK	06/15/2022	11/28/2022	22000009	9.00
AT7	16690010	042	UT	CB	01/01/2022	306T3656	WC	FWQ9278	E	YAMASHITA JILL	06/19/2022	11/28/2022	22000009	21.13
AT7	16690016	042	UT	CB	01/01/2022	306T3656	WC	FXB0866	E	GRIFFIN JENIFER L	06/02/2022	11/28/2022	22000009	9.00
AT7	11910002	042	UT	CB	01/01/2022	306T3656	WC	FXB8668	E	RAY BRADEN	08/22/2022	11/28/2022	22000009	29.86
AT7	14050001001	042	UT	CB	01/01/2022	306T3656	WC	FXL6681	E	BACKMAN DARREN	09/26/2022	11/28/2022	22000009	9.00
AT7	16690025	042	UT	CB	01/01/2022	306T3656	WC	FVC9721	E	AWERKAMP ERIN B	02/21/2022	10/06/2022	22000010	9.00
AT7	14140006	042	UT	CB	01/01/2021	306T3656	WC	FVK2232	E	ESPINOZA DANIEL	12/29/2021	10/06/2022	22000010	36.13
AT7	11870	095	UT	CM	01/01/2022	306T3656	WC	FWK9682	E	JEWKES DEBRA	05/26/2022	10/06/2022	22000010	105.36
AT7	14480022044	042	UT	CB	01/01/2022	306T3656	WC	FWQ2255	E	EPPERSON REBEKAH	06/09/2022	10/06/2022	22000010	21.77
AT7	14010	042	UT	CB	01/01/2022	306T3656	WC	FXB0775	E	CHADD JAMES R	07/18/2022	10/06/2022	22000010	12.52
AT7	12810003	095	UT	CM	01/01/2022	306T3656	WC	FXB4949	E	RUBIO-COLLINS LUI	08/02/2022	10/06/2022	22000010	185.50
AT7	15320001	095	UT	CM	01/01/2022	306T3656	WC	FXB5653	E	DYKENS SHAUN R	07/23/2022	10/06/2022	22000010	12.62
AT7	12790	095	UT	CM	01/01/2022	306T3656	WC	FWK9942	E	STEADMAN WILLIAM	05/31/2022	10/13/2022	22000010	15.01
AT7	14890	042	UT	CB	01/01/2022	306T3656	WC	FXB3747	E	JENSEN DALLIN	08/02/2022	10/13/2022	22000010	15.95
AT7	10310011	042	UT	CM	01/01/2016	306T3656	WC	E7W9668	E	DAHL MICHAEL R	09/27/2016	10/14/2022	22000010	9.00
AT7	16110510	095	UT	CM	01/01/2022	306T3656	WC	FXB6678	E	TABOR TIMOTHY W	08/15/2022	10/19/2022	22000010	11.29
AT7	16690013	095	UT	CM	01/01/2022	306T3656	WC	FWK7146	E	SISSON EMILY M	05/16/2022	10/20/2022	22000010	9.00
AT7	12060	042	UT	CB	01/01/2022	306T3656	WC	FWQ0607	E	TURNER LACY	06/02/2022	10/20/2022	22000010	13.38
AT7	14260004	042	UT	CB	01/01/2022	306T3656	WC	FXL0472	E	KEARL COBY	08/30/2022	10/20/2022	22000010	13.06
AT7	11030001	042	UT	CB	01/01/2022	306T3656	WC	FWQ1348	E	GLENN CHASITY	06/02/2022	10/27/2022	22000010	1,806.78
AT7	17310002	042	UT	CB	01/01/2022	306T3656	WC	FXL5066	E	TROY ROTHE	08/01/2022	10/27/2022	22000010	22.42
AT7	11870	095	UT	CM	01/01/2021	306T3656	WC	FTQ8741	E	CHRISTENSEN KENDA	10/18/2021	11/01/2022	22000010	(9.00)
AT7	16690032	042	UT	CB	01/01/2022	306T3656	WC	FWK6752	E	MEDINA MITZIANA	05/13/2022	11/01/2022	22000010	9.00
AT7	11640003	042	UT	CB	01/01/2022	306T3656	WC	FXB9539	E	WALTON BLAKE	08/27/2022	11/03/2022	22000010	16.60
AT7	14140001	042	UT	CB	01/01/2021	306T3656	WC	FUN0856	E	HIGGINS DEVEN	12/16/2021	11/04/2022	22000010	(9.00)
AT7	16080003002	042	UT	CB	01/01/2022	306T3656	WC	FXB9978	E	HENDERSON MARK	08/26/2022	11/10/2022	22000010	9.65

**CSS Worker's Compensation Disbursements  
Oct 2022 to Nov 2022 - By Check Number**

Client Code	Organization Code	Adjusting Office	State	Claim Designator	Policy Effective Date	Policy Number	Line	Claim Number	Payment Type	Claimant Name	Loss Date	Charge Date	Check Number	Check Amount
AT7	11030002	042	UT	CB	01/01/2022	306T3656	WC	FXB5218	E	BRADSHAW NICHOLAS	08/03/2022	11/17/2022	22000010	9.00
AT7	16110400	042	UT	CB	01/01/2022	306T3656	WC	FXB6458	E	GARDNER BRADLEY G	08/10/2022	11/17/2022	22000010	37.44
AT7	16080001003	095	UT	CM	01/01/2022	306T3656	WC	FVK3153	E	BRANDT ADAM	02/11/2022	11/28/2022	22000010	58.56
AT7	13020009	042	UT	CB	01/01/2022	306T3656	WC	FXL0453	E	COOK STETSON	08/30/2022	11/28/2022	22000010	9.00
AT7	13510003	042	UT	CB	01/01/2022	306T3656	WC	FXB4101	E	KILPATRICK DREW	08/03/2022	10/06/2022	22000011	12.97
AT7	11310	042	UT	CB	01/01/2022	306T3656	WC	FXB4525	E	PACE MATTHEW	08/05/2022	10/06/2022	22000011	61.79
AT7	15320001	095	UT	CM	01/01/2022	306T3656	WC	FXB5653	E	DYKENS SHAUN R	07/23/2022	10/06/2022	22000011	12.71
AT7	14480022044	042	UT	CB	01/01/2022	306T3656	WC	FWQ2255	E	EPPERSON REBEKAH	06/09/2022	10/13/2022	22000011	9.00
AT7	14010	042	UT	CB	01/01/2022	306T3656	WC	FXB0775	E	CHADD JAMES R	07/18/2022	10/13/2022	22000011	42.06
AT7	14890	042	UT	CB	01/01/2022	306T3656	WC	FXB3747	E	JENSEN DALLIN	08/02/2022	10/13/2022	22000011	23.76
AT7	12810003	095	UT	CM	01/01/2022	306T3656	WC	FXB4949	E	RUBIO-COLLINS LUI	08/02/2022	10/13/2022	22000011	9.00
AT7	10310011	042	UT	CM	01/01/2016	306T3656	WC	E7W9668	E	DAHL MICHAEL R	09/27/2016	10/14/2022	22000011	9.00
AT7	14140006	042	UT	CB	01/01/2021	306T3656	WC	FVK2232	E	ESPINOZA DANIEL	12/29/2021	10/20/2022	22000011	27.40
AT7	12060	042	UT	CB	01/01/2022	306T3656	WC	FWQ0607	E	TURNER LACY	06/02/2022	10/20/2022	22000011	34.70
AT7	16110510	095	UT	CM	01/01/2022	306T3656	WC	FXB6678	E	TABOR TIMOTHY W	08/15/2022	10/20/2022	22000011	9.00
AT7	16690025	042	UT	CB	01/01/2022	306T3656	WC	FVC9721	E	AWERKAMP ERIN B	02/21/2022	10/27/2022	22000011	76.18
AT7	11870	095	UT	CM	01/01/2022	306T3656	WC	FWK9682	E	JEWKES DEBRA	05/26/2022	10/27/2022	22000011	9.00
AT7	14260004	042	UT	CB	01/01/2022	306T3656	WC	FXL0472	E	KEARL COBY	08/30/2022	10/27/2022	22000011	13.06
AT7	16690032	042	UT	CB	01/01/2022	306T3656	WC	FWK6752	E	MEDINA MITZIANA	05/13/2022	11/03/2022	22000011	9.00
AT7	11640003	042	UT	CB	01/01/2022	306T3656	WC	FXB9539	E	WALTON BLAKE	08/27/2022	11/03/2022	22000011	12.43
AT7	17310002	042	UT	CB	01/01/2022	306T3656	WC	FXL5066	E	ROTHER TROY	08/01/2022	11/03/2022	22000011	22.42
AT7	11030001	042	UT	CB	01/01/2022	306T3656	WC	FWQ1348	E	GLENN CHASITY	06/02/2022	11/10/2022	22000011	9.00
AT7	11870	095	UT	CM	01/01/2021	306T3656	WC	FTQ8741	E	CHRISTENSEN KENDA	10/18/2021	11/16/2022	22000011	9.00
AT7	16110400	042	UT	CB	01/01/2022	306T3656	WC	FXB6458	E	GARDNER BRADLEY G	08/10/2022	11/17/2022	22000011	63.08
AT7	14140001	042	UT	CB	01/01/2021	306T3656	WC	FUN0856	E	HIGGINS DEVEN	12/16/2021	11/28/2022	22000011	43.91
AT7	16080003002	042	UT	CB	01/01/2022	306T3656	WC	FXB9978	E	HENDERSON MARK	08/26/2022	11/28/2022	22000011	42.22
AT7	13020009	042	UT	CB	01/01/2022	306T3656	WC	FXL0453	E	COOK STETSON	08/30/2022	11/28/2022	22000011	9.00
AT7	16140005	042	UT	CB	01/01/2022	306T3656	WC	FWK9853	E	WEESE TAMRA	05/24/2022	10/06/2022	22000012	26.64
AT7	13510003	042	UT	CB	01/01/2022	306T3656	WC	FXB4101	E	KILPATRICK DREW	08/03/2022	10/06/2022	22000012	22.74
AT7	15320001	095	UT	CM	01/01/2022	306T3656	WC	FXB5653	E	DYKENS SHAUN R	07/23/2022	10/06/2022	22000012	12.71
AT7	14480022044	042	UT	CB	01/01/2022	306T3656	WC	FWQ2255	E	EPPERSON REBEKAH	06/09/2022	10/13/2022	22000012	12.71
AT7	14010	042	UT	CB	01/01/2022	306T3656	WC	FXB0775	E	CHADD JAMES R	07/18/2022	10/13/2022	22000012	12.52
AT7	14890	042	UT	CB	01/01/2022	306T3656	WC	FXB3747	E	JENSEN DALLIN	08/02/2022	10/13/2022	22000012	15.95
AT7	12810003	095	UT	CM	01/01/2022	306T3656	WC	FXB4949	E	RUBIO-COLLINS LUI	08/02/2022	10/20/2022	22000012	9.00
AT7	16110510	095	UT	CM	01/01/2022	306T3656	WC	FXB6678	E	TABOR TIMOTHY W	08/15/2022	10/26/2022	22000012	11.07
AT7	16690025	042	UT	CB	01/01/2022	306T3656	WC	FVC9721	E	AWERKAMP ERIN B	02/21/2022	10/27/2022	22000012	9.00

**CSS Worker's Compensation Disbursements  
Oct 2022 to Nov 2022 - By Check Number**

Client Code	Organization Code	Adjusting Office	State	Claim Designator	Policy Effective Date	Policy Number	Line	Claim Number	Payment Type	Claimant Name	Loss Date	Charge Date	Check Number	Check Amount
AT7	12060	042	UT	CB	01/01/2022	306T3656	WC	FWQ0607	E	TURNER LACY	06/02/2022	10/27/2022	22000012	316.85
AT7	11310	042	UT	CB	01/01/2022	306T3656	WC	FXB4525	E	PACE MATTHEW	08/05/2022	10/27/2022	22000012	14.72
AT7	14260004	042	UT	CB	01/01/2022	306T3656	WC	FXL0472	E	KEARL COBY	08/30/2022	10/27/2022	22000012	13.06
AT7	11870	095	UT	CM	01/01/2022	306T3656	WC	FWK9682	E	JEWKES DEBRA	05/26/2022	11/01/2022	22000012	(9.00)
AT7	17310002	042	UT	CB	01/01/2022	306T3656	WC	FXL5066	E	ROTHER TROY	08/01/2022	11/03/2022	22000012	9.00
AT7	11030001	042	UT	CB	01/01/2022	306T3656	WC	FWQ1348	E	GLENN CHASITY	06/02/2022	11/10/2022	22000012	11.82
AT7	11640003	042	UT	CB	01/01/2022	306T3656	WC	FXB9539	E	WALTON BLAKE	08/27/2022	11/10/2022	22000012	12.43
AT7	16690032	042	UT	CB	01/01/2022	306T3656	WC	FWK6752	E	MEDINA MITZIANA	05/13/2022	11/15/2022	22000012	9.00
AT7	16110400	042	UT	CB	01/01/2022	306T3656	WC	FXB6458	E	GARDNER BRADLEY G	08/10/2022	11/17/2022	22000012	29.92
AT7	11870	095	UT	CM	01/01/2021	306T3656	WC	FTQ8741	E	CHRISTENSEN KENDA	10/18/2021	11/22/2022	22000012	9.00
AT7	14140001	042	UT	CB	01/01/2021	306T3656	WC	FUN0856	E	HIGGINS DEVEN	12/16/2021	11/28/2022	22000012	56.10
AT7	13020009	042	UT	CB	01/01/2022	306T3656	WC	FXL0453	E	COOK STETSON	08/30/2022	11/28/2022	22000012	9.00
AT7	15320001	095	UT	CM	01/01/2022	306T3656	WC	FXB5653	E	DYKENS SHAUN R	07/23/2022	10/06/2022	22000013	9.00
AT7	14890	042	UT	CB	01/01/2022	306T3656	WC	FXB3747	E	JENSEN DALLIN	08/02/2022	10/13/2022	22000013	18.25
AT7	13510003	042	UT	CB	01/01/2022	306T3656	WC	FXB4101	E	KILPATRICK DREW	08/03/2022	10/13/2022	22000013	13.06
AT7	13270006	042	UT	CB	01/01/2022	306T3656	WC	FWK3992	E	MONSON RYZER	05/02/2022	10/14/2022	22000013	102.84
AT7	14010	042	UT	CB	01/01/2022	306T3656	WC	FXB0775	E	CHADD JAMES R	07/18/2022	10/20/2022	22000013	18.25
AT7	16140005	042	UT	CB	01/01/2022	306T3656	WC	FWK9853	E	WEESE TAMRA	05/24/2022	10/27/2022	22000013	9.00
AT7	14480022044	042	UT	CB	01/01/2022	306T3656	WC	FWQ2255	E	EPPERSON REBEKAH	06/09/2022	10/27/2022	22000013	9.00
AT7	11310	042	UT	CB	01/01/2022	306T3656	WC	FXB4525	E	PACE MATTHEW	08/05/2022	10/27/2022	22000013	17.07
AT7	16690025	042	UT	CB	01/01/2022	306T3656	WC	FVC9721	E	AWERKAMP ERIN B	02/21/2022	11/01/2022	22000013	(76.18)
AT7	16110510	095	UT	CM	01/01/2022	306T3656	WC	FXB6678	E	TABOR TIMOTHY W	08/15/2022	11/02/2022	22000013	11.29
AT7	11870	095	UT	CM	01/01/2022	306T3656	WC	FWK9682	E	JEWKES DEBRA	05/26/2022	11/03/2022	22000013	9.00
AT7	11030001	042	UT	CB	01/01/2022	306T3656	WC	FWQ1348	E	GLENN CHASITY	06/02/2022	11/10/2022	22000013	12.43
AT7	11640003	042	UT	CB	01/01/2022	306T3656	WC	FXB9539	E	WALTON BLAKE	08/27/2022	11/10/2022	22000013	12.43
AT7	12960001	042	UT	CB	01/01/2021	306T3656	WC	FTK8865	E	GODFREY JEREMY	08/26/2021	11/17/2022	22000013	25.00
AT7	12060	042	UT	CB	01/01/2022	306T3656	WC	FWQ0607	E	TURNER LACY	06/02/2022	11/17/2022	22000013	42.41
AT7	16110400	042	UT	CB	01/01/2022	306T3656	WC	FXB6458	E	GARDNER BRADLEY G	08/10/2022	11/17/2022	22000013	19.29
AT7	13020009	042	UT	CB	01/01/2022	306T3656	WC	FXL0453	E	COOK STETSON	08/30/2022	11/28/2022	22000013	9.00
AT7	14260004	042	UT	CB	01/01/2022	306T3656	WC	FXL0472	E	KEARL COBY	08/30/2022	11/28/2022	22000013	16.27
AT7	14260001	042	UT	CB	01/01/2022	306T3656	WC	FWQ2612	E	NEWMAN KATHRYN	06/01/2022	10/12/2022	22000014	162.98
AT7	13510003	042	UT	CB	01/01/2022	306T3656	WC	FXB4101	E	KILPATRICK DREW	08/03/2022	10/13/2022	22000014	13.06
AT7	15320001	095	UT	CM	01/01/2022	306T3656	WC	FXB5653	E	DYKENS SHAUN R	07/23/2022	10/13/2022	22000014	9.00
AT7	14010	042	UT	CB	01/01/2022	306T3656	WC	FXB0775	E	CHADD JAMES R	07/18/2022	10/20/2022	22000014	10.84
AT7	14890	042	UT	CB	01/01/2022	306T3656	WC	FXB3747	E	JENSEN DALLIN	08/02/2022	10/20/2022	22000014	15.95
AT7	16140005	042	UT	CB	01/01/2022	306T3656	WC	FWK9853	E	WEESE TAMRA	05/24/2022	10/27/2022	22000014	9.00

**CSS Worker's Compensation Disbursements  
Oct 2022 to Nov 2022 - By Check Number**

Client Code	Organization Code	Adjusting Office	State	Claim Designator	Policy Effective Date	Policy Number	Line	Claim Number	Payment Type	Claimant Name	Loss Date	Charge Date	Check Number	Check Amount
AT7	16690025	042	UT	CB	01/01/2022	306T3656	WC	FVC9721	E	AWERKAMP ERIN B	02/21/2022	11/03/2022	22000014	9.00
AT7	14480022044	042	UT	CB	01/01/2022	306T3656	WC	FWQ2255	E	EPPERSON REBEKAH	06/09/2022	11/03/2022	22000014	12.62
AT7	11030001	042	UT	CB	01/01/2022	306T3656	WC	FWQ1348	E	GLENN CHASITY	06/02/2022	11/10/2022	22000014	12.43
AT7	16110510	095	UT	CM	01/01/2022	306T3656	WC	FXB6678	E	TABOR TIMOTHY W	08/15/2022	11/10/2022	22000014	11.07
AT7	11640003	042	UT	CB	01/01/2022	306T3656	WC	FXB9539	E	WALTON BLAKE	08/27/2022	11/10/2022	22000014	25.00
AT7	11310	042	UT	CB	01/01/2022	306T3656	WC	FXB4525	E	PACE MATTHEW	08/05/2022	11/17/2022	22000014	34.80
AT7	12960001	042	UT	CB	01/01/2021	306T3656	WC	FTK8865	E	GODFREY JEREMY	08/26/2021	11/28/2022	22000014	21.61
AT7	16110400	042	UT	CB	01/01/2022	306T3656	WC	FXB6458	E	GARDNER BRADLEY G	08/10/2022	11/28/2022	22000014	19.29
AT7	14260001	042	UT	CB	01/01/2022	306T3656	WC	FWQ2612	E	NEWMAN KATHRYN	06/01/2022	10/13/2022	22000015	4,994.87
AT7	13510003	042	UT	CB	01/01/2022	306T3656	WC	FXB4101	E	KILPATRICK DREW	08/03/2022	10/13/2022	22000015	13.06
AT7	15320001	095	UT	CM	01/01/2022	306T3656	WC	FXB5653	E	DYKENS SHAUN R	07/23/2022	10/13/2022	22000015	12.71
AT7	16690025	042	UT	CB	01/01/2022	306T3656	WC	FVC9721	E	AWERKAMP ERIN B	02/21/2022	11/03/2022	22000015	9.00
AT7	14480022044	042	UT	CB	01/01/2022	306T3656	WC	FWQ2255	E	EPPERSON REBEKAH	06/09/2022	11/03/2022	22000015	12.71
AT7	14010	042	UT	CB	01/01/2022	306T3656	WC	FXB0775	E	CHADD JAMES R	07/18/2022	11/03/2022	22000015	18.33
AT7	14890	042	UT	CB	01/01/2022	306T3656	WC	FXB3747	E	JENSEN DALLIN	08/02/2022	11/03/2022	22000015	15.95
AT7	11030001	042	UT	CB	01/01/2022	306T3656	WC	FWQ1348	E	GLENN CHASITY	06/02/2022	11/10/2022	22000015	12.43
AT7	11640003	042	UT	CB	01/01/2022	306T3656	WC	FXB9539	E	WALTON BLAKE	08/27/2022	11/16/2022	22000015	9.00
AT7	11310	042	UT	CB	01/01/2022	306T3656	WC	FXB4525	E	PACE MATTHEW	08/05/2022	11/17/2022	22000015	88.81
AT7	16110510	095	UT	CM	01/01/2022	306T3656	WC	FXB6678	E	TABOR TIMOTHY W	08/15/2022	11/28/2022	22000015	9.00
AT7	16110400	042	UT	CB	01/01/2022	306T3656	WC	FXB6458	E	GARDNER BRADLEY G	08/10/2022	11/30/2022	22000015	9.00
AT7	15320001	095	UT	CM	01/01/2022	306T3656	WC	FWQ1765	E	HOLT SENICCA A	05/06/2022	10/06/2022	22000016	12.71
AT7	16080001002	095	UT	CM	01/01/2020	306T3656	WC	FRP7392	E	TAYLOR DARRAN	09/29/2020	10/13/2022	22000016	18.25
AT7	16900	042	UT	CB	01/01/2022	306T3656	WC	FVK5084	E	HOLVERSON PAUL	03/19/2022	10/13/2022	22000016	19.95
AT7	13510003	042	UT	CB	01/01/2022	306T3656	WC	FXB4101	E	KILPATRICK DREW	08/03/2022	10/13/2022	22000016	13.06
AT7	14640012	042	UT	CB	01/01/2021	306T3656	WC	FTA9932	E	SCOVIL AMARIA	07/12/2021	10/20/2022	22000016	29.92
AT7	15320001	095	UT	CM	01/01/2022	306T3656	WC	FXB5653	E	DYKENS SHAUN R	07/23/2022	10/26/2022	22000016	9.00
AT7	14260001	042	UT	CB	01/01/2022	306T3656	WC	FWQ2612	E	NEWMAN KATHRYN	06/01/2022	10/27/2022	22000016	9.00
AT7	14480007010	042	UT	CB	01/01/2021	306T3656	WC	FTA8379	E	VAN NOSDOL TY	06/08/2021	11/03/2022	22000016	9.00
AT7	16690025	042	UT	CB	01/01/2022	306T3656	WC	FVC9721	E	AWERKAMP ERIN B	02/21/2022	11/04/2022	22000016	(9.00)
AT7	11030001	042	UT	CB	01/01/2022	306T3656	WC	FWQ1348	E	GLENN CHASITY	06/02/2022	11/10/2022	22000016	13.13
AT7	14480022044	042	UT	CB	01/01/2022	306T3656	WC	FWQ2255	E	EPPERSON REBEKAH	06/09/2022	11/10/2022	22000016	12.71
AT7	14890	042	UT	CB	01/01/2022	306T3656	WC	FXB3747	E	JENSEN DALLIN	08/02/2022	11/17/2022	22000016	15.95
AT7	11310	042	UT	CB	01/01/2022	306T3656	WC	FXB4525	E	PACE MATTHEW	08/05/2022	11/17/2022	22000016	9.00
AT7	11640003	042	UT	CB	01/01/2022	306T3656	WC	FXB9539	E	WALTON BLAKE	08/27/2022	11/17/2022	22000016	12.43
AT7	16080001002	095	UT	CM	01/01/2020	306T3656	WC	FRP7392	E	TAYLOR DARRAN	09/29/2020	10/13/2022	22000017	18.25
AT7	15320001	095	UT	CM	01/01/2022	306T3656	WC	FWQ1765	E	HOLT SENICCA A	05/06/2022	10/13/2022	22000017	12.71



**CSS Worker's Compensation Disbursements  
Oct 2022 to Nov 2022 - By Check Number**

Client Code	Organization Code	Adjusting Office	State	Claim Designator	Policy Effective Date	Policy Number	Line	Claim Number	Payment Type	Claimant Name	Loss Date	Charge Date	Check Number	Check Amount
AT7	13510003	042	UT	CB	01/01/2022	306T3656	WC	FXB4101	E	KILPATRICK DREW	08/03/2022	10/13/2022	22000017	11.84
AT7	12600004	042	UT	CB	01/01/2021	306T3656	WC	FSS9274	E	WARD SHANE E	05/22/2021	10/25/2022	22000017	9.00
AT7	15320001	095	UT	CM	01/01/2022	306T3656	WC	FXB5653	E	DYKENS SHAUN R	07/23/2022	10/26/2022	22000017	9.00
AT7	14480007010	042	UT	CB	01/01/2021	306T3656	WC	FTA8379	E	VAN NOSDOL TY	06/08/2021	11/03/2022	22000017	9.00
AT7	14260001	042	UT	CB	01/01/2022	306T3656	WC	FWQ2612	E	NEWMAN KATHRYN	06/01/2022	11/04/2022	22000017	(9.00)
AT7	11030001	042	UT	CB	01/01/2022	306T3656	WC	FWQ1348	E	GLENN CHASITY	06/02/2022	11/10/2022	22000017	12.33
AT7	16690025	042	UT	CB	01/01/2022	306T3656	WC	FVC9721	E	AWERKAMP ERIN B	02/21/2022	11/17/2022	22000017	76.18
AT7	14480022044	042	UT	CB	01/01/2022	306T3656	WC	FWQ2255	E	EPPERSON REBEKAH	06/09/2022	11/17/2022	22000017	16.14
AT7	14890	042	UT	CB	01/01/2022	306T3656	WC	FXB3747	E	JENSEN DALLIN	08/02/2022	11/17/2022	22000017	15.95
AT7	11640003	042	UT	CB	01/01/2022	306T3656	WC	FXB9539	E	WALTON BLAKE	08/27/2022	11/17/2022	22000017	12.43
AT7	13660002001	095	UT	CM	01/01/2022	306T3656	WC	FWQ6248	E	GEDDES JAY	06/16/2022	10/13/2022	22000018	12.43
AT7	13510003	042	UT	CB	01/01/2022	306T3656	WC	FXB4101	E	KILPATRICK DREW	08/03/2022	10/13/2022	22000018	13.34
AT7	15320001	095	UT	CM	01/01/2022	306T3656	WC	FWQ1765	E	HOLT SENICCA A	05/06/2022	10/27/2022	22000018	19.91
AT7	15320001	095	UT	CM	01/01/2022	306T3656	WC	FXB5653	E	DYKENS SHAUN R	07/23/2022	10/27/2022	22000018	9.00
AT7	11030001	042	UT	CB	01/01/2022	306T3656	WC	FWQ1348	E	GLENN CHASITY	06/02/2022	11/10/2022	22000018	12.33
AT7	14480022044	042	UT	CB	01/01/2022	306T3656	WC	FWQ2255	E	EPPERSON REBEKAH	06/09/2022	11/17/2022	22000018	9.00
AT7	14890	042	UT	CB	01/01/2022	306T3656	WC	FXB3747	E	JENSEN DALLIN	08/02/2022	11/17/2022	22000018	15.95
AT7	16690025	042	UT	CB	01/01/2022	306T3656	WC	FVC9721	E	AWERKAMP ERIN B	02/21/2022	11/22/2022	22000018	185.50
AT7	14260001	042	UT	CB	01/01/2022	306T3656	WC	FWQ2612	E	NEWMAN KATHRYN	06/01/2022	11/28/2022	22000018	9.00
AT7	11640003	042	UT	CB	01/01/2022	306T3656	WC	FXB9539	E	WALTON BLAKE	08/27/2022	11/28/2022	22000018	144.00
AT7	13510003	042	UT	CB	01/01/2022	306T3656	WC	FXB4101	E	KILPATRICK DREW	08/03/2022	10/13/2022	22000019	13.06
AT7	13660002001	095	UT	CM	01/01/2022	306T3656	WC	FWQ6248	E	GEDDES JAY	06/16/2022	10/20/2022	22000019	12.43
AT7	15320001	095	UT	CM	01/01/2022	306T3656	WC	FXB5653	E	DYKENS SHAUN R	07/23/2022	10/27/2022	22000019	9.00
AT7	11030001	042	UT	CB	01/01/2022	306T3656	WC	FWQ1348	E	GLENN CHASITY	06/02/2022	11/10/2022	22000019	14.76
AT7	14890	042	UT	CB	01/01/2022	306T3656	WC	FXB3747	E	JENSEN DALLIN	08/02/2022	11/17/2022	22000019	15.95
AT7	14480022044	042	UT	CB	01/01/2022	306T3656	WC	FWQ2255	E	EPPERSON REBEKAH	06/09/2022	11/28/2022	22000019	12.62
AT7	14260001	042	UT	CB	01/01/2022	306T3656	WC	FWQ2612	E	NEWMAN KATHRYN	06/01/2022	11/28/2022	22000019	130.47
AT7	11640003	042	UT	CB	01/01/2022	306T3656	WC	FXB9539	E	WALTON BLAKE	08/27/2022	11/28/2022	22000019	12.71
AT7	14050003005	042	UT	CB	01/01/2022	306T3656	WC	FWK4212	E	PETERSON MASON	05/02/2022	10/05/2022	22000020	9.00
AT7	16110211	042	UT	CB	01/01/2022	306T3656	WC	FVK0697	E	ARCHBOLD ISAAC R	02/28/2022	10/06/2022	22000020	9.00
AT7	11460	042	UT	CB	01/01/2022	306T3656	WC	FVC5842	E	BRAILSFORD LORETT	02/02/2022	10/11/2022	22000020	9.00
AT7	10480020	042	UT	CB	01/01/2022	306T3656	WC	FWQ8600	E	CLARK JENNAFER	07/06/2022	10/13/2022	22000020	26.92
AT7	13660002001	095	UT	CM	01/01/2022	306T3656	WC	FWQ6248	E	GEDDES JAY	06/16/2022	10/20/2022	22000020	12.43
AT7	13510003	042	UT	CB	01/01/2022	306T3656	WC	FXB4101	E	KILPATRICK DREW	08/03/2022	10/20/2022	22000020	13.98
AT7	16080001005	042	UT	CB	01/01/2021	306T3656	WC	FSJ9409	E	LAJEUNESSE MATTHE	03/30/2021	10/27/2022	22000020	9.00
AT7	17310003	042	UT	CB	01/01/2021	306T3656	WC	FUN2542	E	THOMAS KIM	12/30/2021	10/27/2022	22000020	9.00

**CSS Worker's Compensation Disbursements  
Oct 2022 to Nov 2022 - By Check Number**

Client Code	Organization Code	Adjusting Office	State	Claim Designator	Policy Effective Date	Policy Number	Line	Claim Number	Payment Type	Claimant Name	Loss Date	Charge Date	Check Number	Check Amount
AT7	15320001	095	UT	CM	01/01/2022	306T3656	WC	FXB5653	E	DYKENS SHAUN R	07/23/2022	10/27/2022	22000020	12.71
AT7	11030001	042	UT	CB	01/01/2022	306T3656	WC	FWQ1348	E	GLENN CHASITY	06/02/2022	11/17/2022	22000020	12.43
AT7	14480022044	042	UT	CB	01/01/2022	306T3656	WC	FWQ2255	E	EPPERSON REBEKAH	06/09/2022	11/28/2022	22000020	12.62
AT7	14050003005	042	UT	CB	01/01/2022	306T3656	WC	FWK4212	E	PETERSON MASON	05/02/2022	10/05/2022	22000021	9.00
AT7	13200008	042	UT	CB	01/01/2022	306T3656	WC	FVK7077	E	FLAIG PAUL	03/29/2022	10/06/2022	22000021	85.96
AT7	16080001003	095	UT	CM	01/01/2022	306T3656	WC	FWK8363	E	ERICKSON JACOB	05/22/2022	10/06/2022	22000021	42.97
AT7	11460	042	UT	CB	01/01/2022	306T3656	WC	FVC5842	E	BRAILSFORD LORETT	02/02/2022	10/12/2022	22000021	9.00
AT7	15320004	042	UT	CB	01/01/2021	306T3656	WC	FSJ2050	E	CURTIS GUY	02/09/2021	10/13/2022	22000021	9.00
AT7	16080001005	042	UT	CB	01/01/2022	306T3656	WC	FWK2634	E	ROSS TODD	04/07/2022	10/13/2022	22000021	9.00
AT7	10480020	042	UT	CB	01/01/2022	306T3656	WC	FWQ8600	E	CLARK JENNAFER	07/06/2022	10/13/2022	22000021	26.92
AT7	16690008	042	UT	CB	01/01/2022	306T3656	WC	FWK0638	E	STUART CHARLES	04/12/2022	10/20/2022	22000021	9.00
AT7	13660002001	095	UT	CM	01/01/2022	306T3656	WC	FWQ6248	E	GEDDES JAY	06/16/2022	10/20/2022	22000021	12.43
AT7	13510003	042	UT	CB	01/01/2022	306T3656	WC	FXB4101	E	KILPATRICK DREW	08/03/2022	10/20/2022	22000021	11.84
AT7	16080003003	042	UT	CB	01/01/2021	306T3656	WC	FUN1578	E	WEBB ADAM	12/14/2021	10/27/2022	22000021	20.94
AT7	15320001	095	UT	CM	01/01/2022	306T3656	WC	FXB5653	E	DYKENS SHAUN R	07/23/2022	11/01/2022	22000021	(9.00)
AT7	13230006001	042	UT	CB	01/01/2022	306T3656	WC	FWK5249	E	PERRY JONATHAN	05/03/2022	11/03/2022	22000021	15.41
AT7	16110211	042	UT	CB	01/01/2022	306T3656	WC	FVK0697	E	ARCHBOLD ISAAC R	02/28/2022	11/17/2022	22000021	19.91
AT7	11030001	042	UT	CB	01/01/2022	306T3656	WC	FWQ1348	E	GLENN CHASITY	06/02/2022	11/17/2022	22000021	15.36
AT7	14050003005	042	UT	CB	01/01/2022	306T3656	WC	FWK4212	E	PETERSON MASON	05/02/2022	10/05/2022	22000022	11.29
AT7	13980008	042	UT	CB	01/01/2022	306T3656	WC	FVK0481	E	ORTON SHAUN	02/25/2022	10/06/2022	22000022	9.00
AT7	16080001003	095	UT	CM	01/01/2022	306T3656	WC	FWK8363	E	ERICKSON JACOB	05/22/2022	10/06/2022	22000022	12.43
AT7	11460	042	UT	CB	01/01/2022	306T3656	WC	FVC5842	E	BRAILSFORD LORETT	02/02/2022	10/13/2022	22000022	22.56
AT7	16080001005	042	UT	CB	01/01/2022	306T3656	WC	FWK2634	E	ROSS TODD	04/07/2022	10/13/2022	22000022	23.23
AT7	10480020	042	UT	CB	01/01/2022	306T3656	WC	FWQ8600	E	CLARK JENNAFER	07/06/2022	10/13/2022	22000022	26.92
AT7	13200008	042	UT	CB	01/01/2022	306T3656	WC	FVK7077	E	FLAIG PAUL	03/29/2022	10/17/2022	22000022	9.00
AT7	13660002001	095	UT	CM	01/01/2022	306T3656	WC	FWQ6248	E	GEDDES JAY	06/16/2022	10/20/2022	22000022	12.43
AT7	16690008	042	UT	CB	01/01/2022	306T3656	WC	FWK0638	E	STUART CHARLES	04/12/2022	10/27/2022	22000022	9.00
AT7	13510003	042	UT	CB	01/01/2022	306T3656	WC	FXB4101	E	KILPATRICK DREW	08/03/2022	10/27/2022	22000022	13.41
AT7	15320001	095	UT	CM	01/01/2022	306T3656	WC	FXB5653	E	DYKENS SHAUN R	07/23/2022	11/03/2022	22000022	9.00
AT7	15320004	042	UT	CB	01/01/2021	306T3656	WC	FSJ2050	E	CURTIS GUY	02/09/2021	11/17/2022	22000022	9.00
AT7	12460009	042	UT	CB	01/01/2021	306T3656	WC	FUB2953	E	GHOLSON CHACE	09/15/2021	11/17/2022	22000022	9.00
AT7	14050003005	042	UT	CB	01/01/2022	306T3656	WC	FWK4212	E	PETERSON MASON	05/02/2022	10/06/2022	22000023	12.01
AT7	16080001003	095	UT	CM	01/01/2022	306T3656	WC	FWK8363	E	ERICKSON JACOB	05/22/2022	10/06/2022	22000023	12.87
AT7	11460	042	UT	CB	01/01/2022	306T3656	WC	FVC5842	E	BRAILSFORD LORETT	02/02/2022	10/13/2022	22000023	10.41
AT7	10480020	042	UT	CB	01/01/2022	306T3656	WC	FWQ8600	E	CLARK JENNAFER	07/06/2022	10/13/2022	22000023	26.92
AT7	16080001005	042	UT	CB	01/01/2022	306T3656	WC	FWK2634	E	ROSS TODD	04/07/2022	10/20/2022	22000023	9.00

**CSS Worker's Compensation Disbursements  
Oct 2022 to Nov 2022 - By Check Number**

Client Code	Organization Code	Adjusting Office	State	Claim Designator	Policy Effective Date	Policy Number	Line	Claim Number	Payment Type	Claimant Name	Loss Date	Charge Date	Check Number	Check Amount
AT7	13980008	042	UT	CB	01/01/2022	306T3656	WC	FVK0481	E	ORTON SHAUN	02/25/2022	10/27/2022	22000023	9.00
AT7	13200008	042	UT	CB	01/01/2022	306T3656	WC	FVK7077	E	FLAIG PAUL	03/29/2022	10/27/2022	22000023	9.00
AT7	13660002001	095	UT	CM	01/01/2022	306T3656	WC	FWQ6248	E	GEDDES JAY	06/16/2022	10/27/2022	22000023	17.66
AT7	12460001	042	UT	CB	01/01/2021	306T3656	WC	FTQ4589	E	FORSYTH ROBBIN	09/22/2021	11/03/2022	22000023	14.40
AT7	16690008	042	UT	CB	01/01/2022	306T3656	WC	FWK0638	E	STUART CHARLES	04/12/2022	11/03/2022	22000023	9.00
AT7	15320001	095	UT	CM	01/01/2022	306T3656	WC	FXB5653	E	DYKENS SHAUN R	07/23/2022	11/04/2022	22000023	(9.00)
AT7	16080001001	095	UT	CM	01/01/2022	306T3656	WC	FWQ6950	E	SHIRVANI JASON	06/30/2022	10/05/2022	22000024	17.23
AT7	16080001003	095	UT	CM	01/01/2022	306T3656	WC	FWK8363	E	ERICKSON JACOB	05/22/2022	10/06/2022	22000024	17.96
AT7	11460	042	UT	CB	01/01/2022	306T3656	WC	FVC5842	E	BRAILSFORD LORETT	02/02/2022	10/13/2022	22000024	29.87
AT7	10480020	042	UT	CB	01/01/2022	306T3656	WC	FWQ8600	E	CLARK JENNAFER	07/06/2022	10/13/2022	22000024	26.92
AT7	16110211	042	UT	CB	01/01/2021	306T3656	WC	FSS8679	E	IVERSON DOUGLAS J	05/19/2021	10/20/2022	22000024	9.00
AT7	16080001005	042	UT	CB	01/01/2022	306T3656	WC	FWK2634	E	ROSS TODD	04/07/2022	10/26/2022	22000024	9.27
AT7	14050003005	042	UT	CB	01/01/2022	306T3656	WC	FWK4212	E	PETERSON MASON	05/02/2022	10/26/2022	22000024	11.07
AT7	13660002001	095	UT	CM	01/01/2022	306T3656	WC	FWQ6248	E	GEDDES JAY	06/16/2022	10/27/2022	22000024	9.00
AT7	13200008	042	UT	CB	01/01/2022	306T3656	WC	FVK7077	E	FLAIG PAUL	03/29/2022	11/01/2022	22000024	(9.00)
AT7	16690008	042	UT	CB	01/01/2022	306T3656	WC	FWK0638	E	STUART CHARLES	04/12/2022	11/10/2022	22000024	9.00
AT7	15320001	095	UT	CM	01/01/2022	306T3656	WC	FXB5653	E	DYKENS SHAUN R	07/23/2022	11/10/2022	22000024	12.71
AT7	16080001001	095	UT	CM	01/01/2022	306T3656	WC	FWQ6950	E	SHIRVANI JASON	06/30/2022	10/06/2022	22000025	18.25
AT7	11030002	042	UT	CB	01/01/2022	306T3656	WC	FVK1229	E	FORBES CHARLES	03/01/2022	10/13/2022	22000025	11.21
AT7	16080001003	095	UT	CM	01/01/2022	306T3656	WC	FWK8363	E	ERICKSON JACOB	05/22/2022	10/13/2022	22000025	12.52
AT7	10480020	042	UT	CB	01/01/2022	306T3656	WC	FWQ8600	E	CLARK JENNAFER	07/06/2022	10/13/2022	22000025	26.92
AT7	17310003	042	UT	CB	01/01/2021	306T3656	WC	FUB4482	E	EDWARDS DEWEY	11/15/2021	10/20/2022	22000025	9.00
AT7	11460	042	UT	CB	01/01/2022	306T3656	WC	FVC5842	E	BRAILSFORD LORETT	02/02/2022	10/27/2022	22000025	17.07
AT7	16080001005	042	UT	CB	01/01/2022	306T3656	WC	FWK2634	E	ROSS TODD	04/07/2022	10/27/2022	22000025	11.54
AT7	14050003005	042	UT	CB	01/01/2022	306T3656	WC	FWK4212	E	PETERSON MASON	05/02/2022	10/27/2022	22000025	17.76
AT7	13660002001	095	UT	CM	01/01/2022	306T3656	WC	FWQ6248	E	GEDDES JAY	06/16/2022	11/01/2022	22000025	(9.00)
AT7	13200008	042	UT	CB	01/01/2022	306T3656	WC	FVK7077	E	FLAIG PAUL	03/29/2022	11/08/2022	22000025	9.00
AT7	16690008	042	UT	CB	01/01/2022	306T3656	WC	FWK0638	E	STUART CHARLES	04/12/2022	11/10/2022	22000025	9.00
AT7	15320001	095	UT	CM	01/01/2022	306T3656	WC	FXB5653	E	DYKENS SHAUN R	07/23/2022	11/10/2022	22000025	12.71
AT7	16080003004	042	UT	CB	01/01/2022	306T3656	WC	FVK9299	E	TAYLOR DARRAN	01/23/2022	10/06/2022	22000026	9.00
AT7	16080001003	095	UT	CM	01/01/2022	306T3656	WC	FWK8363	E	ERICKSON JACOB	05/22/2022	10/13/2022	22000026	12.52
AT7	10480020	042	UT	CB	01/01/2022	306T3656	WC	FWQ8600	E	CLARK JENNAFER	07/06/2022	10/13/2022	22000026	26.92
AT7	11030002	042	UT	CB	01/01/2022	306T3656	WC	FVK1229	E	FORBES CHARLES	03/01/2022	10/20/2022	22000026	9.00
AT7	16080001001	095	UT	CM	01/01/2022	306T3656	WC	FWQ6950	E	SHIRVANI JASON	06/30/2022	10/20/2022	22000026	18.25
AT7	14050003005	042	UT	CB	01/01/2022	306T3656	WC	FWK4212	E	PETERSON MASON	5/2/2022	10/27/2022	22000026	13.62
AT7	11490	042	UT	CB	01/01/1993	306T4813	WC	A4J6454	E	SHELTON JACQUE A	08/08/1993	11/03/2022	22000026	26.04

**CSS Worker's Compensation Disbursements  
Oct 2022 to Nov 2022 - By Check Number**

Client Code	Organization Code	Adjusting Office	State	Claim Designator	Policy Effective Date	Policy Number	Line	Claim Number	Payment Type	Claimant Name	Loss Date	Charge Date	Check Number	Check Amount
AT7	11460	042	UT	CB	01/01/2022	306T3656	WC	FVC5842	E	BRAILSFORD LORETT	02/02/2022	11/03/2022	22000026	9.49
AT7	16080001005	042	UT	CB	01/01/2022	306T3656	WC	FWK2634	E	ROSS TODD	04/07/2022	11/03/2022	22000026	9.00
AT7	13660002001	095	UT	CM	01/01/2022	306T3656	WC	FWQ6248	E	GEDDES JAY	06/16/2022	11/10/2022	22000026	12.43
AT7	15320001	095	UT	CM	01/01/2022	306T3656	WC	FXB5653	E	DYKENS SHAUN R	07/23/2022	11/17/2022	22000026	10.89
AT7	13200008	042	UT	CB	01/01/2022	306T3656	WC	FVK7077	E	FLAIG PAUL	03/29/2022	11/28/2022	22000026	122.21
AT7	16690008	042	UT	CB	01/01/2022	306T3656	WC	FWK0638	E	STUART CHARLES	04/12/2022	11/28/2022	22000026	9.00
AT7	12830	042	UT	CB	01/01/2022	306T3656	WC	FWK9510	E	ROWSER TYLER	05/29/2022	10/06/2022	22000027	13.06
AT7	16080003004	042	UT	CB	01/01/2022	306T3656	WC	FVK9299	E	TAYLOR DARRAN	01/23/2022	10/13/2022	22000027	193.11
AT7	10480020	042	UT	CB	01/01/2022	306T3656	WC	FWQ8600	E	CLARK JENNAFER	07/06/2022	10/13/2022	22000027	26.92
AT7	11030002	042	UT	CB	01/01/2022	306T3656	WC	FVK1229	E	FORBES CHARLES	03/01/2022	10/20/2022	22000027	34.48
AT7	16080001003	095	UT	CM	01/01/2022	306T3656	WC	FWK8363	E	ERICKSON JACOB	05/22/2022	10/20/2022	22000027	12.87
AT7	14190013	042	UT	CB	01/01/2020	306T3656	WC	FQV6752	E	MAGLEBY TIFFANY	09/23/2020	10/26/2022	22000027	9.00
AT7	16080001001	095	UT	CM	01/01/2022	306T3656	WC	FWQ6950	E	SHIRVANI JASON	06/30/2022	10/26/2022	22000027	12.02
AT7	14050003005	042	UT	CB	01/01/2022	306T3656	WC	FWK4212	E	PETERSON MASON	05/02/2022	10/27/2022	22000027	13.62
AT7	11460	042	UT	CB	01/01/2022	306T3656	WC	FVC5842	E	BRAILSFORD LORETT	02/02/2022	11/03/2022	22000027	120.28
AT7	16080001005	042	UT	CB	01/01/2022	306T3656	WC	FWK2634	E	ROSS TODD	04/07/2022	11/08/2022	22000027	9.00
AT7	13660002001	095	UT	CM	01/01/2022	306T3656	WC	FWQ6248	E	GEDDES JAY	06/16/2022	11/10/2022	22000027	12.43
AT7	13200008	042	UT	CB	01/01/2022	306T3656	WC	FVK7077	E	FLAIG PAUL	03/29/2022	11/28/2022	22000027	103.20
AT7	15320001	095	UT	CM	01/01/2022	306T3656	WC	FXB5653	E	DYKENS SHAUN R	07/23/2022	11/28/2022	22000027	17.77
AT7	13660003	042	UT	CB	01/01/2022	306T3656	WC	FWK8509	E	LUERA DERRICK	05/23/2022	10/06/2022	22000028	26.69
AT7	12830	042	UT	CB	01/01/2022	306T3656	WC	FWK9510	E	ROWSER TYLER	05/29/2022	10/06/2022	22000028	13.06
AT7	10480020	042	UT	CB	01/01/2022	306T3656	WC	FWQ8600	E	CLARK JENNAFER	07/06/2022	10/13/2022	22000028	26.92
AT7	12600006	042	UT	CB	01/01/2022	306T3656	WC	FVK2278	E	WIDDISON JACK	03/02/2022	10/20/2022	22000028	36.21
AT7	16080001003	095	UT	CM	01/01/2022	306T3656	WC	FWK8363	E	ERICKSON JACOB	05/22/2022	10/20/2022	22000028	12.43
AT7	11030002	042	UT	CB	01/01/2022	306T3656	WC	FVK1229	E	FORBES CHARLES	03/01/2022	10/26/2022	22000028	9.00
AT7	16080001001	095	UT	CM	01/01/2022	306T3656	WC	FWQ6950	E	SHIRVANI JASON	06/30/2022	10/26/2022	22000028	11.21
AT7	16080003004	042	UT	CB	01/01/2022	306T3656	WC	FVK9299	E	TAYLOR DARRAN	01/23/2022	10/27/2022	22000028	14.24
AT7	14480022042	042	UT	CB	01/01/2022	306T3656	WC	FWK2605	E	HOWELL DOUGLAS	04/24/2022	10/27/2022	22000028	162.98
AT7	14050003005	042	UT	CB	01/01/2022	306T3656	WC	FWK4212	E	PETERSON MASON	05/02/2022	10/27/2022	22000028	19.14
AT7	11460	042	UT	CB	01/01/2022	306T3656	WC	FVC5842	E	BRAILSFORD LORETT	02/02/2022	11/03/2022	22000028	443.33
AT7	16080001005	042	UT	CB	01/01/2022	306T3656	WC	FWK2634	E	ROSS TODD	04/07/2022	11/10/2022	22000028	133.41
AT7	13660002001	095	UT	CM	01/01/2022	306T3656	WC	FWQ6248	E	GEDDES JAY	06/16/2022	11/10/2022	22000028	12.43
AT7	15320001	095	UT	CM	01/01/2022	306T3656	WC	FXB5653	E	DYKENS SHAUN R	07/23/2022	11/28/2022	22000028	9.00
AT7	13660003	042	UT	CB	01/01/2022	306T3656	WC	FWK8509	E	LUERA DERRICK	05/23/2022	10/06/2022	22000029	26.69
AT7	12830	042	UT	CB	01/01/2022	306T3656	WC	FWK9510	E	ROWSER TYLER	05/29/2022	10/13/2022	22000029	13.06
AT7	16080001003	095	UT	CM	01/01/2022	306T3656	WC	FWK8363	E	ERICKSON JACOB	05/22/2022	10/20/2022	22000029	9.00

**CSS Worker's Compensation Disbursements  
Oct 2022 to Nov 2022 - By Check Number**

Client Code	Organization Code	Adjusting Office	State	Claim Designator	Policy Effective Date	Policy Number	Line	Claim Number	Payment Type	Claimant Name	Loss Date	Charge Date	Check Number	Check Amount
AT7	11030002	042	UT	CB	01/01/2022	306T3656	WC	FBK1229	E	FORBES CHARLES	03/01/2022	10/26/2022	22000029	9.00
AT7	16080001001	095	UT	CM	01/01/2022	306T3656	WC	FWQ6950	E	SHIRVANI JASON	06/30/2022	10/26/2022	22000029	11.21
AT7	16080003004	042	UT	CB	01/01/2022	306T3656	WC	FVK9299	E	TAYLOR DARRAN	01/23/2022	10/27/2022	22000029	9.65
AT7	10480020	042	UT	CB	01/01/2022	306T3656	WC	FWQ8600	E	CLARK JENNAFER	07/06/2022	10/27/2022	22000029	9.00
AT7	14050003005	042	UT	CB	01/01/2022	306T3656	WC	FWK4212	E	PETERSON MASON	05/02/2022	11/02/2022	22000029	11.07
AT7	11460	042	UT	CB	01/01/2022	306T3656	WC	FVC5842	E	BRAILSFORD LORETT	02/02/2022	11/03/2022	22000029	17.07
AT7	13660002001	095	UT	CM	01/01/2022	306T3656	WC	FWQ6248	E	GEDDES JAY	06/16/2022	11/10/2022	22000029	12.43
AT7	16080001005	042	UT	CB	01/01/2022	306T3656	WC	FWK2634	E	ROSS TODD	04/07/2022	11/28/2022	22000029	9.00
AT7	15320001	095	UT	CM	01/01/2022	306T3656	WC	FXB5653	E	DYKENS SHAUN R	07/23/2022	11/28/2022	22000029	12.62
AT7	13660003	042	UT	CB	01/01/2022	306T3656	WC	FWK8509	E	LUERA DERRICK	05/23/2022	10/06/2022	22000030	26.69
AT7	14930002	042	UT	CB	01/01/2022	306T3656	WC	FVK6954	E	FILLER JOHN	03/28/2022	10/13/2022	22000030	12.43
AT7	12830	042	UT	CB	01/01/2022	306T3656	WC	FWK9510	E	ROWSER TYLER	05/29/2022	10/13/2022	22000030	13.06
AT7	16080001001	095	UT	CM	01/01/2022	306T3656	WC	FWQ6950	E	SHIRVANI JASON	06/30/2022	10/26/2022	22000030	11.21
AT7	16110411	042	UT	CB	01/01/2020	306T3656	WC	FQV2586	E	LAPRAY ROSS G	09/14/2020	10/27/2022	22000030	9.00
AT7	16080001003	095	UT	CM	01/01/2022	306T3656	WC	FWK8363	E	ERICKSON JACOB	05/22/2022	10/27/2022	22000030	12.52
AT7	14050003005	042	UT	CB	01/01/2022	306T3656	WC	FWK4212	E	PETERSON MASON	05/02/2022	11/02/2022	22000030	11.07
AT7	16080003004	042	UT	CB	01/01/2022	306T3656	WC	FVK9299	E	TAYLOR DARRAN	01/23/2022	11/03/2022	22000030	12.62
AT7	11460	042	UT	CB	01/01/2022	306T3656	WC	FVC5842	E	BRAILSFORD LORETT	02/02/2022	11/09/2022	22000030	2.70
AT7	10480020	042	UT	CB	01/01/2022	306T3656	WC	FWQ8600	E	CLARK JENNAFER	07/06/2022	11/10/2022	22000030	26.92
AT7	11030002	042	UT	CB	01/01/2022	306T3656	WC	FVK1229	E	FORBES CHARLES	03/01/2022	11/16/2022	22000030	(9.00)
AT7	13660002001	095	UT	CM	01/01/2022	306T3656	WC	FWQ6248	E	GEDDES JAY	06/16/2022	11/17/2022	22000030	12.43
AT7	13660003	042	UT	CB	01/01/2022	306T3656	WC	FWK8509	E	LUERA DERRICK	05/23/2022	10/06/2022	22000031	26.69
AT7	12480	042	UT	CB	01/01/2022	306T3656	WC	FWQ0804	E	MCCANDLESS DONALD	06/03/2022	10/06/2022	22000031	44.23
AT7	12830	042	UT	CB	01/01/2022	306T3656	WC	FWK9510	E	ROWSER TYLER	05/29/2022	10/13/2022	22000031	13.06
AT7	14930002	042	UT	CB	01/01/2022	306T3656	WC	FVK6954	E	FILLER JOHN	03/28/2022	10/27/2022	22000031	12.43
AT7	16080001003	095	UT	CM	01/01/2022	306T3656	WC	FWK8363	E	ERICKSON JACOB	05/22/2022	10/27/2022	22000031	18.25
AT7	16080001001	095	UT	CM	01/01/2022	306T3656	WC	FWQ6950	E	SHIRVANI JASON	06/30/2022	10/27/2022	22000031	182.21
AT7	14050003005	042	UT	CB	01/01/2022	306T3656	WC	FWK4212	E	PETERSON MASON	05/02/2022	11/09/2022	22000031	15.25
AT7	16110411	042	UT	CB	01/01/2020	306T3656	WC	FQV2586	E	LAPRAY ROSS G	09/14/2020	11/10/2022	22000031	12.27
AT7	11460	042	UT	CB	01/01/2022	306T3656	WC	FVC5842	E	BRAILSFORD LORETT	02/02/2022	11/10/2022	22000031	10,000.00
AT7	16080003004	042	UT	CB	01/01/2022	306T3656	WC	FVK9299	E	TAYLOR DARRAN	01/23/2022	11/10/2022	22000031	12.90
AT7	11030002	042	UT	CB	01/01/2022	306T3656	WC	FVK1229	E	FORBES CHARLES	03/01/2022	11/16/2022	22000031	9.00
AT7	10480020	042	UT	CB	01/01/2022	306T3656	WC	FWQ8600	E	CLARK JENNAFER	07/06/2022	11/17/2022	22000031	26.92
AT7	13660002001	095	UT	CM	01/01/2022	306T3656	WC	FWQ6248	E	GEDDES JAY	06/16/2022	11/22/2022	22000031	12.43
AT7	13660003	042	UT	CB	01/01/2022	306T3656	WC	FWK8509	E	LUERA DERRICK	05/23/2022	10/06/2022	22000032	26.69
AT7	12480	042	UT	CB	01/01/2022	306T3656	WC	FWQ0804	E	MCCANDLESS DONALD	06/03/2022	10/13/2022	22000032	13.41

**CSS Worker's Compensation Disbursements  
Oct 2022 to Nov 2022 - By Check Number**

Client Code	Organization Code	Adjusting Office	State	Claim Designator	Policy Effective Date	Policy Number	Line	Claim Number	Payment Type	Claimant Name	Loss Date	Charge Date	Check Number	Check Amount
AT7	12830	042	UT	CB	01/01/2022	306T3656	WC	FWK9510	E	ROWSER TYLER	05/29/2022	10/26/2022	22000032	9.54
AT7	16080001001	042	UT	CB	01/01/2022	306T3656	WC	FWQ6950	E	SHIRVANI JASON	06/30/2022	11/02/2022	22000032	11.29
AT7	14930002	042	UT	CB	01/01/2022	306T3656	WC	FVK6954	E	FILLER JOHN	03/28/2022	11/03/2022	22000032	12.43
AT7	16080001003	095	UT	CM	01/01/2022	306T3656	WC	FWK8363	E	ERICKSON JACOB	05/22/2022	11/03/2022	22000032	12.43
AT7	14050003005	042	UT	CB	01/01/2022	306T3656	WC	FWK4212	E	PETERSON MASON	05/02/2022	11/09/2022	22000032	11.07
AT7	16110411	042	UT	CB	01/01/2020	306T3656	WC	FQV2586	E	LAPRAY ROSS G	09/14/2020	11/10/2022	22000032	13.41
AT7	11460	042	UT	CB	01/01/2022	306T3656	WC	FVC5842	E	BRAILSFORD LORETT	02/02/2022	11/10/2022	22000032	46.40
AT7	16080003004	042	UT	CB	01/01/2022	306T3656	WC	FVK9299	E	TAYLOR DARRAN	01/23/2022	11/17/2022	22000032	9.00
AT7	10480020	042	UT	CB	01/01/2022	306T3656	WC	FWQ8600	E	CLARK JENNAFER	07/06/2022	11/17/2022	22000032	32.27
AT7	11030002	042	UT	CB	01/01/2022	306T3656	WC	FVK1229	E	FORBES CHARLES	03/01/2022	11/28/2022	22000032	37.33
AT7	13660002001	095	UT	CM	01/01/2022	306T3656	WC	FWQ6248	E	GEDDES JAY	06/16/2022	11/28/2022	22000032	12.43
AT7	13660003	042	UT	CB	01/01/2022	306T3656	WC	FWK8509	E	LUERA DERRICK	05/23/2022	10/06/2022	22000033	26.69
AT7	12480	042	UT	CB	01/01/2022	306T3656	WC	FWQ0804	E	MCCANDLESS DONALD	06/03/2022	10/13/2022	22000033	80.95
AT7	16080001001	042	UT	CB	01/01/2022	306T3656	WC	FWQ6950	E	SHIRVANI JASON	06/30/2022	11/02/2022	22000033	11.29
AT7	12830	042	UT	CB	01/01/2022	306T3656	WC	FWK9510	E	ROWSER TYLER	05/29/2022	11/03/2022	22000033	21.19
AT7	11460	042	UT	CB	01/01/2022	306T3656	WC	FVC5842	E	BRAILSFORD LORETT	02/02/2022	11/10/2022	22000033	11.24
AT7	14930002	042	UT	CB	01/01/2022	306T3656	WC	FVK6954	E	FILLER JOHN	03/28/2022	11/10/2022	22000033	12.43
AT7	14050003005	042	UT	CB	01/01/2022	306T3656	WC	FWK4212	E	PETERSON MASON	05/02/2022	11/10/2022	22000033	69.35
AT7	16080001003	095	UT	CM	01/01/2022	306T3656	WC	FWK8363	E	ERICKSON JACOB	05/22/2022	11/10/2022	22000033	9.12
AT7	16110411	042	UT	CB	01/01/2020	306T3656	WC	FQV2586	E	LAPRAY ROSS G	09/14/2020	11/17/2022	22000033	9.00
AT7	16080003004	042	UT	CB	01/01/2022	306T3656	WC	FVK9299	E	TAYLOR DARRAN	01/23/2022	11/17/2022	22000033	12.62
AT7	13660002001	095	UT	CM	01/01/2022	306T3656	WC	FWQ6248	E	GEDDES JAY	06/16/2022	11/28/2022	22000033	12.43
AT7	11030002	042	UT	CB	01/01/2022	306T3656	WC	FVK1229	E	FORBES CHARLES	03/01/2022	11/30/2022	22000033	9.00
AT7	13660003	042	UT	CB	01/01/2022	306T3656	WC	FWK8509	E	LUERA DERRICK	05/23/2022	10/06/2022	22000034	26.69
AT7	13980014	042	UT	CB	01/01/2021	306T3656	WC	FUB6482	E	MCBRIDE TRAVIS	11/17/2021	10/13/2022	22000034	15.36
AT7	12480	042	UT	CB	01/01/2022	306T3656	WC	FWQ0804	E	MCCANDLESS DONALD	06/03/2022	10/13/2022	22000034	10.07
AT7	13640004	042	UT	CB	01/01/2020	306T3656	WC	FPZ8038	E	RUNOLFSON GABRIEL	07/02/2020	10/27/2022	22000034	9.00
AT7	16080001001	042	UT	CB	01/01/2022	306T3656	WC	FWQ6950	E	SHIRVANI JASON	06/30/2022	11/03/2022	22000034	18.25
AT7	14050003005	042	UT	CB	01/01/2022	306T3656	WC	FWK4212	E	PETERSON MASON	05/02/2022	11/10/2022	22000034	11.21
AT7	16080001003	095	UT	CM	01/01/2022	306T3656	WC	FWK8363	E	ERICKSON JACOB	05/22/2022	11/10/2022	22000034	9.00
AT7	16110411	042	UT	CB	01/01/2020	306T3656	WC	FQV2586	E	LAPRAY ROSS G	09/14/2020	11/17/2022	22000034	160.70
AT7	14930002	042	UT	CB	01/01/2022	306T3656	WC	FVK6954	E	FILLER JOHN	03/28/2022	11/17/2022	22000034	29.92
AT7	12830	042	UT	CB	01/01/2022	306T3656	WC	FWK9510	E	ROWSER TYLER	05/29/2022	11/17/2022	22000034	13.06
AT7	11460	042	UT	CB	01/01/2022	306T3656	WC	FVC5842	E	BRAILSFORD LORETT	02/02/2022	11/18/2022	22000034	(9.00)
AT7	16080003004	042	UT	CB	01/01/2022	306T3656	WC	FVK9299	E	TAYLOR DARRAN	01/23/2022	11/21/2022	22000034	9.00
AT7	13660003	042	UT	CB	01/01/2022	306T3656	WC	FWK8509	E	LUERA DERRICK	05/23/2022	10/06/2022	22000035	26.69

**CSS Worker's Compensation Disbursements  
Oct 2022 to Nov 2022 - By Check Number**

Client Code	Organization Code	Adjusting Office	State	Claim Designator	Policy Effective Date	Policy Number	Line	Claim Number	Payment Type	Claimant Name	Loss Date	Charge Date	Check Number	Check Amount
AT7	12480	042	UT	CB	01/01/2022	306T3656	WC	FWQ0804	E	MCCANDLESS DONALD	06/03/2022	10/20/2022	22000035	47.33
AT7	13980014	042	UT	CB	01/01/2021	306T3656	WC	FUB6482	E	MCBRIDE TRAVIS	11/17/2021	10/21/2022	22000035	6,583.32
AT7	13640004	042	UT	CB	01/01/2020	306T3656	WC	FPZ8038	E	RUNOLFSON GABRIEL	07/02/2020	11/01/2022	22000035	(9.00)
AT7	14930002	042	UT	CB	01/01/2022	306T3656	WC	FVK6954	E	FILLER JOHN	03/28/2022	11/17/2022	22000035	12.43
AT7	14050003005	042	UT	CB	01/01/2022	306T3656	WC	FWK4212	E	PETERSON MASON	05/02/2022	11/17/2022	22000035	28.58
AT7	16080001001	042	UT	CB	01/01/2022	306T3656	WC	FWQ6950	E	SHIRVANI JASON	06/30/2022	11/17/2022	22000035	11.21
AT7	16080001003	095	UT	CM	01/01/2022	306T3656	WC	FWK8363	E	ERICKSON JACOB	05/22/2022	11/23/2022	22000035	12.12
AT7	16110411	042	UT	CB	01/01/2020	306T3656	WC	FQV2586	E	LAPRAY ROSS G	09/14/2020	11/28/2022	22000035	9.00
AT7	16080003004	042	UT	CB	01/01/2022	306T3656	WC	FVK9299	E	TAYLOR DARRAN	01/23/2022	11/28/2022	22000035	18.25
AT7	12830	042	UT	CB	01/01/2022	306T3656	WC	FWK9510	E	ROWSER TYLER	05/29/2022	11/28/2022	22000035	13.06
AT7	13660003	042	UT	CB	01/01/2022	306T3656	WC	FWK8509	E	LUERA DERRICK	05/23/2022	10/13/2022	22000036	9.00
AT7	13640004	042	UT	CB	01/01/2020	306T3656	WC	FPZ8038	E	RUNOLFSON GABRIEL	07/02/2020	11/03/2022	22000036	9.00
AT7	12480	042	UT	CB	01/01/2022	306T3656	WC	FWQ0804	E	MCCANDLESS DONALD	06/03/2022	11/03/2022	22000036	21.70
AT7	14050003005	042	UT	CB	01/01/2022	306T3656	WC	FWK4212	E	PETERSON MASON	05/02/2022	11/17/2022	22000036	17.76
AT7	16080001001	042	UT	CB	01/01/2022	306T3656	WC	FWQ6950	E	SHIRVANI JASON	06/30/2022	11/17/2022	22000036	11.29
AT7	16080001003	095	UT	CM	01/01/2022	306T3656	WC	FWK8363	E	ERICKSON JACOB	05/22/2022	11/23/2022	22000036	13.31
AT7	14930002	042	UT	CB	01/01/2022	306T3656	WC	FVK6954	E	FILLER JOHN	03/28/2022	11/28/2022	22000036	12.43
AT7	12830	042	UT	CB	01/01/2022	306T3656	WC	FWK9510	E	ROWSER TYLER	05/29/2022	11/28/2022	22000036	13.06
AT7	13660003	042	UT	CB	01/01/2022	306T3656	WC	FWK8509	E	LUERA DERRICK	05/23/2022	10/13/2022	22000037	26.69
AT7	14050001001	042	UT	CB	01/01/2021	306T3656	WC	FSS5707	E	WILKINSON NICHOLA	05/04/2021	10/27/2022	22000037	9.00
AT7	14050003005	042	UT	CB	01/01/2022	306T3656	WC	FWK4212	E	PETERSON MASON	05/02/2022	11/17/2022	22000037	17.76
AT7	12480	042	UT	CB	01/01/2022	306T3656	WC	FWQ0804	E	MCCANDLESS DONALD	06/03/2022	11/17/2022	22000037	15.76
AT7	16080001001	042	UT	CB	01/01/2022	306T3656	WC	FWQ6950	E	SHIRVANI JASON	06/30/2022	11/17/2022	22000037	11.29
AT7	16080001003	095	UT	CM	01/01/2022	306T3656	WC	FWK8363	E	ERICKSON JACOB	05/22/2022	11/23/2022	22000037	13.74
AT7	13640004	042	UT	CB	01/01/2020	306T3656	WC	FPZ8038	E	RUNOLFSON GABRIEL	07/02/2020	11/28/2022	22000037	19.82
AT7	12830	042	UT	CB	01/01/2022	306T3656	WC	FWK9510	E	ROWSER TYLER	05/29/2022	11/28/2022	22000037	13.06
AT7	13660003	042	UT	CB	01/01/2022	306T3656	WC	FWK8509	E	LUERA DERRICK	05/23/2022	10/20/2022	22000038	9.00
AT7	14050001001	042	UT	CB	01/01/2021	306T3656	WC	FSS5707	E	WILKINSON NICHOLA	05/04/2021	11/04/2022	22000038	(9.00)
AT7	11490022006	042	UT	CB	01/01/2021	306T3656	WC	FTK8302	E	MARSHALL JOHN	08/18/2021	11/10/2022	22000038	11.29
AT7	12480	042	UT	CB	01/01/2022	306T3656	WC	FWQ0804	E	MCCANDLESS DONALD	06/03/2022	11/17/2022	22000038	17.91
AT7	16080001001	042	UT	CB	01/01/2022	306T3656	WC	FWQ6950	E	SHIRVANI JASON	06/30/2022	11/17/2022	22000038	9.00
AT7	13640004	042	UT	CB	01/01/2020	306T3656	WC	FPZ8038	E	RUNOLFSON GABRIEL	07/02/2020	11/28/2022	22000038	82.74
AT7	14480011023	042	UT	CB	01/01/2021	306T3656	WC	FSS6142	E	O'BRIEN JIM	05/04/2021	11/28/2022	22000038	9.00
AT7	14050003005	042	UT	CB	01/01/2022	306T3656	WC	FWK4212	E	PETERSON MASON	05/02/2022	11/28/2022	22000038	28.58
AT7	16080001003	095	UT	CM	01/01/2022	306T3656	WC	FWK8363	E	ERICKSON JACOB	05/22/2022	11/28/2022	22000038	18.25
AT7	12830	042	UT	CB	01/01/2022	306T3656	WC	FWK9510	E	ROWSER TYLER	05/29/2022	11/28/2022	22000038	13.06

**CSS Worker's Compensation Disbursements  
Oct 2022 to Nov 2022 - By Check Number**

Client Code	Organization Code	Adjusting Office	State	Claim Designator	Policy Effective Date	Policy Number	Line	Claim Number	Payment Type	Claimant Name	Loss Date	Charge Date	Check Number	Check Amount
AT7	13660003	042	UT	CB	01/01/2022	306T3656	WC	FWK8509	E	LUERA DERRICK	05/23/2022	10/20/2022	22000039	115.90
AT7	14050001001	042	UT	CB	01/01/2021	306T3656	WC	FSS5707	E	WILKINSON NICHOLA	05/04/2021	11/28/2022	22000039	9.00
AT7	16080001003	095	UT	CM	01/01/2022	306T3656	WC	FWK8363	E	ERICKSON JACOB	05/22/2022	11/28/2022	22000039	36.66
AT7	12830	042	UT	CB	01/01/2022	306T3656	WC	FWK9510	E	ROWSER TYLER	05/29/2022	11/28/2022	22000039	13.06
AT7	12480	042	UT	CB	01/01/2022	306T3656	WC	FWQ0804	E	MCCANDLESS DONALD	06/03/2022	11/28/2022	22000039	15.48
AT7	16080001001	042	UT	CB	01/01/2022	306T3656	WC	FWQ6950	E	SHIRVANI JASON	06/30/2022	11/28/2022	22000039	9.00
AT7	16080003003	042	UT	CB	01/01/2022	306T3656	WC	FVK1708	E	FLYGARE TYLER	03/03/2022	10/06/2022	22000040	13.06
AT7	13660003	042	UT	CB	01/01/2022	306T3656	WC	FWK8509	E	LUERA DERRICK	05/23/2022	10/20/2022	22000040	25.00
AT7	16080001003	095	UT	CM	01/01/2022	306T3656	WC	FWK8363	E	ERICKSON JACOB	05/22/2022	11/28/2022	22000040	18.99
AT7	16080001001	042	UT	CB	01/01/2022	306T3656	WC	FWQ6950	E	SHIRVANI JASON	06/30/2022	11/28/2022	22000040	9.00
AT7	16080003003	042	UT	CB	01/01/2022	306T3656	WC	FVK1708	E	FLYGARE TYLER	03/03/2022	10/06/2022	22000041	13.41
AT7	13660003	042	UT	CB	01/01/2022	306T3656	WC	FWK8509	E	LUERA DERRICK	05/23/2022	10/26/2022	22000041	14.71
AT7	16080003003	042	UT	CB	01/01/2022	306T3656	WC	FVK1708	E	FLYGARE TYLER	03/03/2022	10/06/2022	22000042	13.06
AT7	14340005	042	UT	CB	01/01/2012	306T3656	WC	ETX4308	E	RIKER HEATHER	07/18/2012	10/13/2022	22000042	17.62
AT7	13660003	042	UT	CB	01/01/2022	306T3656	WC	FWK8509	E	LUERA DERRICK	05/23/2022	10/28/2022	22000042	9.00
AT7	12960008	042	UT	CB	01/01/2021	306T3656	WC	FTK4420	E	OLESON PAUL	08/01/2021	10/06/2022	22000043	218.68
AT7	15130	042	UT	CB	01/01/2021	306T3656	WC	FUB0202	E	WEAVER TERI	10/25/2021	10/06/2022	22000043	20.43
AT7	16080003003	042	UT	CB	01/01/2022	306T3656	WC	FVK1708	E	FLYGARE TYLER	03/03/2022	10/06/2022	22000043	14.37
AT7	16110211	042	UT	CB	01/01/2021	306T3656	WC	FTK0277	E	GRACIA LIONEL R	07/16/2021	10/06/2022	22000044	25.00
AT7	17950	042	UT	CB	01/01/2021	306T3656	WC	FTK4591	E	WILSON JACKIE	07/26/2021	10/06/2022	22000044	9.00
AT7	16080003003	042	UT	CB	01/01/2022	306T3656	WC	FVK1708	E	FLYGARE TYLER	03/03/2022	10/06/2022	22000044	13.06
AT7	14930003	042	UT	CB	01/01/2020	306T3656	WC	FNR4591	E	BOYLE COREY J	01/13/2020	10/13/2022	22000044	9.00
AT7	12960008	042	UT	CB	01/01/2021	306T3656	WC	FTK4420	E	OLESON PAUL	08/01/2021	11/17/2022	22000044	9.00
AT7	16080003003	042	UT	CB	01/01/2022	306T3656	WC	FVK1708	E	FLYGARE TYLER	03/03/2022	10/11/2022	22000045	9.00
AT7	17950	042	UT	CB	01/01/2021	306T3656	WC	FTK4591	E	WILSON JACKIE	07/26/2021	10/13/2022	22000045	9.00
AT7	12690002	042	UT	CB	01/01/2021	306T3656	WC	FSS2485	E	MORROW JOSHUA	04/18/2021	10/20/2022	22000045	19.55
AT7	12960008	042	UT	CB	01/01/2021	306T3656	WC	FTK4420	E	OLESON PAUL	08/01/2021	11/17/2022	22000045	9.00
AT7	11030005	042	UT	CB	01/01/2022	306T3656	WC	FVK9877	E	SCOTT JEFFREY	04/11/2022	10/12/2022	22000046	9.00
AT7	16080003003	042	UT	CB	01/01/2022	306T3656	WC	FVK1708	E	FLYGARE TYLER	03/03/2022	10/13/2022	22000046	9.00
AT7	17950	042	UT	CB	01/01/2021	306T3656	WC	FTK4591	E	WILSON JACKIE	07/26/2021	10/20/2022	22000046	18.25
AT7	12960008	042	UT	CB	01/01/2021	306T3656	WC	FTK4420	E	OLESON PAUL	08/01/2021	11/17/2022	22000046	9.00
AT7	12900	042	UT	CB	01/01/2022	306T3656	WC	FUY0378	E	MILLER RICK	01/05/2022	10/06/2022	22000047	9.00
AT7	16080003003	042	UT	CB	01/01/2022	306T3656	WC	FVK1708	E	FLYGARE TYLER	03/03/2022	10/13/2022	22000047	13.06
AT7	11030005	042	UT	CB	01/01/2022	306T3656	WC	FVK9877	E	SCOTT JEFFREY	04/11/2022	10/13/2022	22000047	14.93
AT7	17950	042	UT	CB	01/01/2021	306T3656	WC	FTK4591	E	WILSON JACKIE	07/26/2021	10/20/2022	22000047	17.46
AT7	12960008	042	UT	CB	01/01/2021	306T3656	WC	FTK4420	E	OLESON PAUL	08/01/2021	11/17/2022	22000047	9.00



**CSS Worker's Compensation Disbursements  
Oct 2022 to Nov 2022 - By Check Number**

Client Code	Organization Code	Adjusting Office	State	Claim Designator	Policy Effective Date	Policy Number	Line	Claim Number	Payment Type	Claimant Name	Loss Date	Charge Date	Check Number	Check Amount
AT7	12900	042	UT	CB	01/01/2022	306T3656	WC	FUY0378	E	MILLER RICK	01/05/2022	10/13/2022	22000048	25.74
AT7	16080003003	042	UT	CB	01/01/2022	306T3656	WC	FVK1708	E	FLYGARE TYLER	03/03/2022	10/13/2022	22000048	13.06
AT7	11030005	042	UT	CB	01/01/2022	306T3656	WC	FVK9877	E	SCOTT JEFFREY	04/11/2022	10/13/2022	22000048	18.68
AT7	17950	042	UT	CB	01/01/2021	306T3656	WC	FTK4591	E	WILSON JACKIE	07/26/2021	10/20/2022	22000048	41.38
AT7	12960008	042	UT	CB	01/01/2021	306T3656	WC	FTK4420	E	OLESON PAUL	08/01/2021	11/17/2022	22000048	9.00
AT7	14740003	042	UT	CB	01/01/2021	306T3656	WC	FTA3397	E	OBRAY TANNER	06/11/2021	10/06/2022	22000049	64.78
AT7	13980015	042	UT	CB	01/01/2021	306T3656	WC	FTA9068	E	THOMPSON JODI	07/12/2021	10/13/2022	22000049	9.00
AT7	12900	042	UT	CB	01/01/2022	306T3656	WC	FUY0378	E	MILLER RICK	01/05/2022	10/13/2022	22000049	25.74
AT7	11030005	042	UT	CB	01/01/2022	306T3656	WC	FVK9877	E	SCOTT JEFFREY	04/11/2022	10/13/2022	22000049	14.93
AT7	16080003003	042	UT	CB	01/01/2022	306T3656	WC	FVK1708	E	FLYGARE TYLER	03/03/2022	10/20/2022	22000049	13.25
AT7	14740003	042	UT	CB	01/01/2021	306T3656	WC	FTA3397	E	OBRAY TANNER	06/11/2021	10/13/2022	22000050	15.27
AT7	12900	042	UT	CB	01/01/2022	306T3656	WC	FUY0378	E	MILLER RICK	01/05/2022	10/13/2022	22000050	25.74
AT7	11030005	042	UT	CB	01/01/2022	306T3656	WC	FVK9877	E	SCOTT JEFFREY	04/11/2022	10/13/2022	22000050	33.39
AT7	16080003003	042	UT	CB	01/01/2022	306T3656	WC	FVK1708	E	FLYGARE TYLER	03/03/2022	10/20/2022	22000050	13.25
AT7	13980015	042	UT	CB	01/01/2021	306T3656	WC	FTA9068	E	THOMPSON JODI	07/12/2021	11/28/2022	22000050	9.00
AT7	12900	042	UT	CB	01/01/2022	306T3656	WC	FUY0378	E	MILLER RICK	01/05/2022	10/13/2022	22000051	25.74
AT7	16080003003	042	UT	CB	01/01/2022	306T3656	WC	FVK1708	E	FLYGARE TYLER	03/03/2022	10/20/2022	22000051	13.25
AT7	11030005	042	UT	CB	01/01/2022	306T3656	WC	FVK9877	E	SCOTT JEFFREY	04/11/2022	10/20/2022	22000051	14.93
AT7	12900	042	UT	CB	01/01/2022	306T3656	WC	FUY0378	E	MILLER RICK	01/05/2022	10/13/2022	22000052	25.74
AT7	13900	042	UT	CB	01/01/2021	306T3656	WC	FSJ3306	E	BERRYHILL LORRAIN	03/02/2021	10/20/2022	22000052	110.75
AT7	11030005	042	UT	CB	01/01/2022	306T3656	WC	FVK9877	E	SCOTT JEFFREY	04/11/2022	10/20/2022	22000052	14.93
AT7	16080003003	042	UT	CB	01/01/2022	306T3656	WC	FVK1708	E	FLYGARE TYLER	03/03/2022	11/03/2022	22000052	13.06
AT7	12900	042	UT	CB	01/01/2022	306T3656	WC	FUY0378	E	MILLER RICK	01/05/2022	10/13/2022	22000053	25.74
AT7	16140003	042	UT	CB	01/01/2019	306T3656	WC	FMP7200	E	RICKS CURTIS W	07/31/2019	11/03/2022	22000053	12.12
AT7	11030005	042	UT	CB	01/01/2022	306T3656	WC	FVK9877	E	SCOTT JEFFREY	04/11/2022	11/03/2022	22000053	569.37
AT7	16080003003	042	UT	CB	01/01/2022	306T3656	WC	FVK1708	E	FLYGARE TYLER	03/03/2022	11/10/2022	22000053	13.06
AT7	12900	042	UT	CB	01/01/2022	306T3656	WC	FUY0378	E	MILLER RICK	01/05/2022	10/13/2022	22000054	25.74
AT7	11030005	042	UT	CB	01/01/2022	306T3656	WC	FVK9877	E	SCOTT JEFFREY	04/11/2022	11/03/2022	22000054	9.00
AT7	16140003	042	UT	CB	01/01/2019	306T3656	WC	FMP7200	E	RICKS CURTIS W	07/31/2019	11/10/2022	22000054	12.12
AT7	16080003003	042	UT	CB	01/01/2022	306T3656	WC	FVK1708	E	FLYGARE TYLER	03/03/2022	11/17/2022	22000054	13.06
AT7	12900	042	UT	CB	01/01/2022	306T3656	WC	FUY0378	E	MILLER RICK	01/05/2022	10/13/2022	22000055	25.74
AT7	11030005	042	UT	CB	01/01/2022	306T3656	WC	FVK9877	E	SCOTT JEFFREY	04/11/2022	11/03/2022	22000055	11.68
AT7	16140003	042	UT	CB	01/01/2019	306T3656	WC	FMP7200	E	RICKS CURTIS W	07/31/2019	11/10/2022	22000055	11.35
AT7	13580	042	UT	CB	01/01/2021	306T3656	WC	FRU2531	E	NAKAI RITA	01/05/2021	10/06/2022	22000056	12.74
AT7	12900	042	UT	CB	01/01/2022	306T3656	WC	FUY0378	E	MILLER RICK	01/05/2022	10/13/2022	22000056	25.74
AT7	11030005	042	UT	CB	01/01/2022	306T3656	WC	FVK9877	E	SCOTT JEFFREY	04/11/2022	11/03/2022	22000056	14.93

**CSS Worker's Compensation Disbursements  
Oct 2022 to Nov 2022 - By Check Number**

Client Code	Organization Code	Adjusting Office	State	Claim Designator	Policy Effective Date	Policy Number	Line	Claim Number	Payment Type	Claimant Name	Loss Date	Charge Date	Check Number	Check Amount
AT7	13980019	042	UT	CB	01/01/2018	306T3656	WC	FJZ1240	E	HOPKINS EDWARD	11/07/2018	11/16/2022	22000056	9.00
AT7	16140003	042	UT	CB	01/01/2019	306T3656	WC	FMP7200	E	RICKS CURTIS W	07/31/2019	11/28/2022	22000056	12.12
AT7	12900	042	UT	CB	01/01/2022	306T3656	WC	FUY0378	E	MILLER RICK	01/05/2022	10/13/2022	22000057	25.74
AT7	13980019	042	UT	CB	01/01/2018	306T3656	WC	FJZ1240	E	HOPKINS EDWARD	11/07/2018	11/17/2022	22000057	9.00
AT7	11030005	042	UT	CB	01/01/2022	306T3656	WC	FVK9877	E	SCOTT JEFFREY	04/11/2022	11/17/2022	22000057	107.57
AT7	11200004	042	UT	CB	01/01/2021	306T3656	WC	FTA0846	E	EVANS MATTHEW	06/01/2021	10/06/2022	22000060	652.99
AT7	14190012	042	UT	CB	01/01/2021	306T3656	WC	FRU6257	E	MILLER DARIN	01/12/2021	10/27/2022	22000060	19.67
AT7	13660003	042	UT	CB	01/01/2019	306T3656	WC	FKV3457	E	DALTON DEREK	02/08/2019	11/28/2022	22000060	79.66
AT7	11200004	042	UT	CB	01/01/2021	306T3656	WC	FTA0846	E	EVANS MATTHEW	06/01/2021	10/06/2022	22000061	9.00
AT7	16080001003	042	UT	CB	01/01/2021	306T3656	WC	FVC8797	E	WOOD THOMAS	11/24/2021	10/26/2022	22000061	2,710.09
AT7	12460008	042	UT	CB	01/01/2021	306T3656	WC	FUB5498	E	HAWKS DEBRA	11/19/2021	11/03/2022	22000061	11.29
AT7	16080001003	042	UT	CB	01/01/2021	306T3656	WC	FVC8797	E	WOOD THOMAS	11/24/2021	11/02/2022	22000062	11.29
AT7	12460008	042	UT	CB	01/01/2021	306T3656	WC	FUB5498	E	HAWKS DEBRA	11/19/2021	11/10/2022	22000062	14.71
AT7	14050001001	042	UT	CB	01/01/2021	306T3656	WC	FTA7813	E	CRNICH ANDY S	07/02/2021	10/06/2022	22000063	29.92
AT7	14480022042	042	UT	CB	01/01/2021	306T3656	WC	FUB4266	E	COX HYRUM	11/12/2021	10/13/2022	22000063	9.00
AT7	12460008	042	UT	CB	01/01/2021	306T3656	WC	FUB5498	E	HAWKS DEBRA	11/19/2021	11/10/2022	22000063	15.39
AT7	16080001003	042	UT	CB	01/01/2021	306T3656	WC	FVC8797	E	WOOD THOMAS	11/24/2021	11/10/2022	22000063	10.98
AT7	14480022042	042	UT	CB	01/01/2021	306T3656	WC	FUB4266	E	COX HYRUM	11/12/2021	10/27/2022	22000064	10.63
AT7	14050001001	042	UT	CB	01/01/2021	306T3656	WC	FTA7813	E	CRNICH ANDY S	07/02/2021	11/10/2022	22000064	9.00
AT7	12460008	042	UT	CB	01/01/2021	306T3656	WC	FUB5498	E	HAWKS DEBRA	11/19/2021	11/17/2022	22000064	15.04
AT7	13020009	042	UT	CB	01/01/2021	306T3656	WC	FUB9345	E	JOHNSON RANDY L	12/10/2021	10/06/2022	22000065	15.19
AT7	14480022042	042	UT	CB	01/01/2021	306T3656	WC	FUB4266	E	COX HYRUM	11/12/2021	10/27/2022	22000065	23.16
AT7	14050001001	042	UT	CB	01/01/2021	306T3656	WC	FTA7813	E	CRNICH ANDY S	07/02/2021	11/15/2022	22000065	9.00
AT7	13020009	042	UT	CB	01/01/2021	306T3656	WC	FUB9345	E	JOHNSON RANDY L	12/10/2021	10/06/2022	22000066	21.70
AT7	11450	042	UT	CB	01/01/2020	306T3656	WC	FPR7119	E	PHILLIPS JOHN	05/12/2020	10/27/2022	22000066	37.44
AT7	14480022042	042	UT	CB	01/01/2021	306T3656	WC	FUB4266	E	COX HYRUM	11/12/2021	10/27/2022	22000066	10.63
AT7	14050001001	042	UT	CB	01/01/2021	306T3656	WC	FTA7813	E	CRNICH ANDY S	07/02/2021	11/17/2022	22000066	191.15
AT7	13020009	042	UT	CB	01/01/2021	306T3656	WC	FUB9345	E	JOHNSON RANDY L	12/10/2021	10/12/2022	22000067	9.00
AT7	14480022042	042	UT	CB	01/01/2021	306T3656	WC	FUB4266	E	COX HYRUM	11/12/2021	10/27/2022	22000067	10.63
AT7	13980005	042	UT	CB	01/01/2020	306T3656	WC	FPD4243	E	MAYBERRY SHANE	02/21/2020	11/17/2022	22000067	144.70
AT7	13020009	042	UT	CB	01/01/2021	306T3656	WC	FUB9345	E	JOHNSON RANDY L	12/10/2021	10/12/2022	22000068	9.00
AT7	14480022042	042	UT	CB	01/01/2021	306T3656	WC	FUB4266	E	COX HYRUM	11/12/2021	11/10/2022	22000068	9.00
AT7	13020009	042	UT	CB	01/01/2021	306T3656	WC	FUB9345	E	JOHNSON RANDY L	12/10/2021	10/13/2022	22000069	23.42
AT7	13020009	042	UT	CB	01/01/2021	306T3656	WC	FUB9345	E	JOHNSON RANDY L	12/10/2021	10/13/2022	22000070	15.19
AT7	13020009	042	UT	CB	01/01/2021	306T3656	WC	FUB9345	E	JOHNSON RANDY L	12/10/2021	10/13/2022	22000071	20.72
AT7	12230004019	042	UT	CB	01/01/2021	306T3656	WC	FRU7894	E	COOK DARIN	02/03/2021	10/20/2022	22000071	12.78

**CSS Worker's Compensation Disbursements  
Oct 2022 to Nov 2022 - By Check Number**

Client Code	Organization Code	Adjusting Office	State	Claim Designator	Policy Effective Date	Policy Number	Line	Claim Number	Payment Type	Claimant Name	Loss Date	Charge Date	Check Number	Check Amount
AT7	12230004019	042	UT	CB	01/01/2021	306T3656	WC	FRU7894	E	COOK DARIN	02/03/2021	10/20/2022	22000072	16.56
AT7	13020009	042	UT	CB	01/01/2021	306T3656	WC	FUB9345	E	JOHNSON RANDY L	12/10/2021	11/03/2022	22000072	21.70
AT7	14480007011	042	UT	CB	01/01/2021	306T3656	WC	FTK7049	E	SYKES ETHEL J	08/18/2021	11/16/2022	22000072	9.00
AT7	12230004019	042	UT	CB	01/01/2021	306T3656	WC	FRU7894	E	COOK DARIN	02/03/2021	10/20/2022	22000073	16.56
AT7	13020009	042	UT	CB	01/01/2021	306T3656	WC	FUB9345	E	JOHNSON RANDY L	12/10/2021	11/10/2022	22000073	25.82
AT7	12230004019	042	UT	CB	01/01/2021	306T3656	WC	FRU7894	E	COOK DARIN	02/03/2021	10/27/2022	22000074	9.00
AT7	13020009	042	UT	CB	01/01/2021	306T3656	WC	FUB9345	E	JOHNSON RANDY L	12/10/2021	11/10/2022	22000074	129.30
AT7	12230004019	042	UT	CB	01/01/2021	306T3656	WC	FRU7894	E	COOK DARIN	02/03/2021	10/27/2022	22000075	9.00
AT7	14480007011	042	UT	CB	01/01/2019	306T3656	WC	FMX3723	E	JONES LAURIE	10/03/2019	11/14/2022	22000075	9.00
AT7	13020009	042	UT	CB	01/01/2021	306T3656	WC	FUB9345	E	JOHNSON RANDY L	12/10/2021	11/16/2022	22000075	9.00
AT7	12230004019	042	UT	CB	01/01/2021	306T3656	WC	FRU7894	E	COOK DARIN	02/03/2021	10/27/2022	22000076	9.00
AT7	10810	042	UT	CB	01/01/1996	306T4813	WC	A4J7017	E	BROWN CHRIS J	11/19/1996	11/03/2022	22000076	167.82
AT7	13020009	042	UT	CB	01/01/2021	306T3656	WC	FUB9345	E	JOHNSON RANDY L	12/10/2021	11/17/2022	22000076	21.70
AT7	15610015001	042	UT	CB	01/01/2020	306T3656	WC	FPZ2637	E	STONE CALLAN M	06/09/2020	10/27/2022	22000077	9.00
AT7	12230004019	042	UT	CB	01/01/2021	306T3656	WC	FRU7894	E	COOK DARIN	02/03/2021	11/01/2022	22000077	(9.00)
AT7	10810	042	UT	CB	01/01/1996	306T4813	WC	A4J7017	E	BROWN CHRIS J	11/19/1996	11/21/2022	22000077	(1,272.03)
AT7	13020009	042	UT	CB	01/01/2021	306T3656	WC	FUB9345	E	JOHNSON RANDY L	12/10/2021	11/28/2022	22000077	60.02
AT7	12230004019	042	UT	CB	01/01/2021	306T3656	WC	FRU7894	E	COOK DARIN	02/03/2021	11/01/2022	22000078	(9.00)
AT7	12230004019	042	UT	CB	01/01/2021	306T3656	WC	FRU7894	E	COOK DARIN	02/03/2021	11/01/2022	22000079	(9.00)
AT7	12230004019	042	UT	CB	01/01/2021	306T3656	WC	FRU7894	E	COOK DARIN	02/03/2021	11/10/2022	22000080	29.92
AT7	16110114	042	UT	CB	01/01/2020	306T3656	WC	FPZ2824	E	CHRISTENSEN BRETT	06/15/2020	11/10/2022	22000081	25.00
AT7	12230004019	042	UT	CB	01/01/2021	306T3656	WC	FRU7894	E	COOK DARIN	02/03/2021	11/17/2022	22000081	12.78
AT7	12230004019	042	UT	CB	01/01/2021	306T3656	WC	FRU7894	E	COOK DARIN	02/03/2021	11/17/2022	22000082	20.34
AT7	12230004019	042	UT	CB	01/01/2021	306T3656	WC	FRU7894	E	COOK DARIN	02/03/2021	11/22/2022	22000083	10.70
AT7	12230004019	042	UT	CB	01/01/2021	306T3656	WC	FRU7894	E	COOK DARIN	02/03/2021	11/22/2022	22000084	14.31
AT7	12230004019	042	UT	CB	01/01/2021	306T3656	WC	FRU7894	E	COOK DARIN	02/03/2021	11/22/2022	22000085	12.78
AT7	13230	042	UT	CB	01/01/1993	306T4813	WC	A4J7027	E	SERASSIO DARLA	10/15/1993	10/05/2022	22000086	5.27
AT7	13230	042	UT	CB	01/01/1993	306T4813	WC	A4J7027	E	SERASSIO DARLA	10/15/1993	10/05/2022	22000087	25.20
AT7	13230	042	UT	CB	01/01/1993	306T4813	WC	A4J7027	E	SERASSIO DARLA	10/15/1993	10/13/2022	22000088	46.65
AT7	13230	042	UT	CB	01/01/1993	306T4813	WC	A4J7027	E	SERASSIO DARLA	10/15/1993	10/19/2022	22000089	31.50
AT7	13230	042	UT	CB	01/01/1993	306T4813	WC	A4J7027	E	SERASSIO DARLA	10/15/1993	10/20/2022	22000090	54.71
AT7	13230	042	UT	CB	01/01/1993	306T4813	WC	A4J7027	E	SERASSIO DARLA	10/15/1993	10/20/2022	22000091	22.85
AT7	13230	042	UT	CB	01/01/1993	306T4813	WC	A4J7027	E	SERASSIO DARLA	10/15/1993	10/27/2022	22000092	37.45
AT7	13230	042	UT	CB	01/01/1993	306T4813	WC	A4J7027	E	SERASSIO DARLA	10/15/1993	11/17/2022	22000093	26.25
AT7	14580010	042	UT	CB	01/01/2019	306T3656	WC	FKV9107	E	MANNING AMMON	01/07/2019	10/06/2022	22000111	25.20
AT7	13350	042	UT	CB	01/01/2009	306T3656	WC	A5V6169	E	PRITCHETT MIKE	02/11/2009	10/13/2022	22000111	19.59

**CSS Worker's Compensation Disbursements  
Oct 2022 to Nov 2022 - By Check Number**

Client Code	Organization Code	Adjusting Office	State	Claim Designator	Policy Effective Date	Policy Number	Line	Claim Number	Payment Type	Claimant Name	Loss Date	Charge Date	Check Number	Check Amount
AT7	16080003005	042	UT	CB	01/01/2018	306T3656	WC	FCJ8209	E	HOLLADAY JARED	05/11/2018	11/07/2022	22000111	9.00
AT7	14580010	042	UT	CB	01/01/2019	306T3656	WC	FKV9107	E	MANNING AMMON	01/07/2019	10/13/2022	22000112	15.48
AT7	13350	042	UT	CB	01/01/2009	306T3656	WC	A5V6169	E	PRITCHETT MIKE	02/11/2009	10/24/2022	22000112	(39.80)
AT7	14580010	042	UT	CB	01/01/2019	306T3656	WC	FKV9107	E	MANNING AMMON	01/07/2019	10/13/2022	22000113	9.00
AT7	10810	042	UT	CB	01/01/1998	306T4813	WC	A4J7023	E	PATTERSON WILLIAM	09/25/1998	10/06/2022	22000114	25.32
AT7	14580010	042	UT	CB	01/01/2019	306T3656	WC	FKV9107	E	MANNING AMMON	01/07/2019	11/10/2022	22000114	29.92
AT7	10810	042	UT	CB	01/01/1998	306T4813	WC	A4J7023	E	PATTERSON WILLIAM	09/25/1998	10/20/2022	22000115	80.52
AT7	14580010	042	UT	CB	01/01/2019	306T3656	WC	FKV9107	E	MANNING AMMON	01/07/2019	11/17/2022	22000115	14.06
AT7	14580010	042	UT	CB	01/01/2019	306T3656	WC	FKV9107	E	MANNING AMMON	01/07/2019	11/17/2022	22000116	39.98
AT7	14580010	042	UT	CB	01/01/2019	306T3656	WC	FKV9107	E	MANNING AMMON	01/07/2019	11/28/2022	22000117	215.90
AT7	10810	042	UT	CB	01/01/2004	306T4813	WC	A4J2029	E	HANSGEN BRYAN	10/12/2004	11/17/2022	22000127	25.32
AT7	12070	042	UT	CB	01/01/2008	306T3656	WC	A9E3676	E	DOMINGO MANUEL	01/21/2008	10/06/2022	22000132	351.75
AT7	12070	042	UT	CB	01/01/2008	306T3656	WC	A9E3676	E	DOMINGO MANUEL	01/21/2008	10/13/2022	22000133	43.65
AT7	15610016	042	UT	CB	01/01/2010	306T3656	WC	EKT6413	E	MONEY STEVEN	08/11/2010	10/20/2022	22000133	18.65
AT7	12070	042	UT	CB	01/01/2008	306T3656	WC	A9E3676	E	DOMINGO MANUEL	01/21/2008	11/03/2022	22000134	281.44
AT7	15610016	042	UT	CB	01/01/2010	306T3656	WC	EKT6413	E	MONEY STEVEN	08/11/2010	11/17/2022	22000134	18.65
AT7	12070	042	UT	CB	01/01/2008	306T3656	WC	A9E3676	E	DOMINGO MANUEL	01/21/2008	11/03/2022	22000135	26.08
AT7	12070	042	UT	CB	01/01/2008	306T3656	WC	A9E3676	E	DOMINGO MANUEL	01/21/2008	11/03/2022	22000136	2.40
AT7	13160001	042	UT	CB	01/01/2019	306T3656	WC	FKN5056	E	LYNCH KEVIN S	01/04/2019	10/26/2022	22000137	9.00
AT7	13160001	042	UT	CB	01/01/2019	306T3656	WC	FKN5056	E	LYNCH KEVIN S	01/04/2019	11/16/2022	22000138	9.00
AT7	10640	042	UT	CB	01/01/2016	306T3656	WC	ESL7571	E	BATES LAURIE	01/19/2016	10/06/2022	22000163	16.64
AT7	10640	042	UT	CB	01/01/2016	306T3656	WC	ESL7571	E	BATES LAURIE	01/19/2016	10/12/2022	22000164	9.00
AT7	10640	042	UT	CB	01/01/2016	306T3656	WC	ESL7571	E	BATES LAURIE	01/19/2016	10/13/2022	22000165	27.86
AT7	10640	042	UT	CB	01/01/2016	306T3656	WC	ESL7571	E	BATES LAURIE	01/19/2016	10/20/2022	22000166	25.00
AT7	10640	042	UT	CB	01/01/2016	306T3656	WC	ESL7571	E	BATES LAURIE	01/19/2016	11/03/2022	22000167	16.64
AT7	11860	042	UT	CB	01/01/2011	306T3656	WC	EPU2290	E	WOOD SAMUEL J	06/16/2011	10/06/2022	22000168	46.97
AT7	10640	042	UT	CB	01/01/2016	306T3656	WC	ESL7571	E	BATES LAURIE	01/19/2016	11/10/2022	22000168	19.34
AT7	10640	042	UT	CB	01/01/2016	306T3656	WC	ESL7571	E	BATES LAURIE	01/19/2016	11/10/2022	22000169	19.34
AT7	11860	042	UT	CB	01/01/2011	306T3656	WC	EPU2290	E	WOOD SAMUEL J	06/16/2011	11/17/2022	22000169	65.71
AT7	10640	042	UT	CB	01/01/2016	306T3656	WC	ESL7571	E	BATES LAURIE	01/19/2016	11/28/2022	22000170	13.98
AT7	13660003	042	UT	CB	01/01/2015	306T3656	WC	E3W2365	E	CHUCHRAN JARED A	05/30/2015	10/26/2022	22000171	9.00
AT7	13660003	042	UT	CB	01/01/2015	306T3656	WC	E3W2365	E	CHUCHRAN JARED A	05/30/2015	11/03/2022	22000172	37.44
AT7	13660003	042	UT	CB	01/01/2015	306T3656	WC	E3W2365	E	CHUCHRAN JARED A	05/30/2015	11/17/2022	22000173	160.01
AT7	13660003	042	UT	CB	01/01/2015	306T3656	WC	E3W2365	E	CHUCHRAN JARED A	05/30/2015	11/30/2022	22000174	9.00
AT7	11110	042	UT	CB	01/01/1989	306T4813	WC	A4J7066	E	JENSEN MICHAEL	04/25/1989	10/20/2022	22000178	19.19
AT7	16110220	042	UT	CB	01/01/2016	306T3656	WC	E7W5026	E	FACKRELL BRENT M	09/19/2016	10/13/2022	22000179	9.00

**CSS Worker's Compensation Disbursements  
Oct 2022 to Nov 2022 - By Check Number**

Client Code	Organization Code	Adjusting Office	State	Claim Designator	Policy Effective Date	Policy Number	Line	Claim Number	Payment Type	Claimant Name	Loss Date	Charge Date	Check Number	Check Amount
AT7	11110	042	UT	CB	01/01/1989	306T4813	WC	A4J7066	E	JENSEN MICHAEL	04/25/1989	10/20/2022	22000179	19.19
AT7	16110220	042	UT	CB	01/01/2016	306T3656	WC	E7W5026	E	FACKRELL BRENT M	09/19/2016	10/13/2022	22000180	9.00
AT7	11110	042	UT	CB	01/01/1989	306T4813	WC	A4J7066	E	JENSEN MICHAEL	04/25/1989	11/28/2022	22000180	41.81
AT7	11110	042	UT	CB	01/01/1989	306T4813	WC	A4J7066	E	JENSEN MICHAEL	04/25/1989	11/28/2022	22000181	19.19
AT7	11110	042	UT	CB	01/01/1989	306T4813	WC	A4J7066	E	JENSEN MICHAEL	04/25/1989	11/28/2022	22000182	19.19
AT7	13270	042	UT	CB	01/01/1998	306T4813	WC	A4J7016	E	BIRD TRACY	07/25/1998	11/28/2022	22000188	20.46
AT7	12160	042	UT	CB	01/01/2010	306T3656	WC	EMM9305	E	JOHNSON KELLY R	12/30/2010	10/13/2022	22000237	116.52
AT7	14580010	095	UT	CB	01/01/1999	306T4813	WC	A4J7037	E	HAMILTON CLARENCE	10/01/1999	10/20/2022	22000287	19.04
AT7	12380	042	UT	CB	01/01/2009	306T3656	WC	A4J4807	E	BRADSHAW TOM G	07/13/2009	10/06/2022	22000342	65.71
AT7	12380	042	UT	CB	01/01/2009	306T3656	WC	A4J4807	E	BRADSHAW TOM G	07/13/2009	10/06/2022	22000343	4.45
AT7	12380	042	UT	CB	01/01/2009	306T3656	WC	A4J4807	E	BRADSHAW TOM G	07/13/2009	10/06/2022	22000344	20.39
AT7	13230	042	UT	CB	01/01/1993	306T4813	WC	A4J7027	M	SERASSIO DARLA	10/15/1993	10/05/2022	33339201	21.80
AT7	10640	042	UT	CB	01/01/2016	306T3656	WC	ESL7571	M	BATES LAURIE	01/19/2016	10/05/2022	33339487	65.40
AT7	12230004017	042	UT	CB	01/01/2018	306T3656	WC	FHY2313	M	KJOME KIRSTI	10/03/2018	10/05/2022	33340145	141.70
AT7	11200004	042	UT	CB	01/01/2021	306T3656	WC	FTA0846	M	EVANS MATTHEW	06/01/2021	10/05/2022	33343374	10.90
AT7	14390002	042	UT	CB	01/01/2021	306T3656	WC	FTA4201	M	HADLOCK NICOLE	06/15/2021	10/05/2022	33343527	43.60
AT7	14390002	042	UT	CB	01/01/2021	306T3656	WC	FTA4201	E	HADLOCK NICOLE	06/15/2021	10/05/2022	33343528	350.00
AT7	13980015	042	UT	CB	01/01/2021	306T3656	WC	FTA9068	M	THOMPSON JODI	07/12/2021	10/05/2022	33343767	76.30
AT7	17950	042	UT	CB	01/01/2021	306T3656	WC	FTK4591	M	WILSON JACKIE	07/26/2021	10/05/2022	33344990	32.70
AT7	14480022042	042	UT	CB	01/01/2021	306T3656	WC	FUB4266	M	COX HYRUM	11/12/2021	10/05/2022	33345616	54.50
AT7	12460008	042	UT	CB	01/01/2021	306T3656	WC	FUB5498	M	HAWKS DEBRA	11/19/2021	10/05/2022	33345720	21.80
AT7	13020009	042	UT	CB	01/01/2021	306T3656	WC	FUB9345	M	JOHNSON RANDY L	12/10/2021	10/05/2022	33346039	163.50
AT7	11460	042	UT	CB	01/01/2022	306T3656	WC	FVC5842	E	BRAILSFORD LORETT	02/02/2022	10/05/2022	33347136	130.00
AT7	11460	042	UT	CB	01/01/2022	306T3656	WC	FVC5842	M	BRAILSFORD LORETT	02/02/2022	10/05/2022	33347137	43.60
AT7	13980014	042	UT	CB	01/01/2021	306T3656	WC	FUB6482	M	MCBRIDE TRAVIS	11/17/2021	10/05/2022	33347385	10.90
AT7	12900	042	UT	CB	01/01/2022	306T3656	WC	FUY0378	M	MILLER RICK	01/05/2022	10/05/2022	33347951	43.60
AT7	14050003005	042	UT	CB	01/01/2022	306T3656	WC	FWK4212	M	PETERSON MASON	05/02/2022	10/05/2022	33349973	32.70
AT7	13660003	042	UT	CB	01/01/2022	306T3656	WC	FWK8509	M	LUERA DERRICK	05/23/2022	10/05/2022	33350893	65.40
AT7	12480	042	UT	CB	01/01/2022	306T3656	WC	FWQ0804	M	MCCANDLESS DONALD	06/03/2022	10/05/2022	33351433	10.90
AT7	16080001005	042	UT	CB	01/01/2022	306T3656	WC	FWK2634	E	ROSS TODD	04/07/2022	10/05/2022	33351658	95.00
AT7	16080001005	042	UT	CB	01/01/2022	306T3656	WC	FWK2634	M	ROSS TODD	04/07/2022	10/05/2022	33351659	32.70
AT7	12060	042	UT	CB	01/01/2022	306T3656	WC	FWQ0607	E	TURNER LACY	06/02/2022	10/05/2022	33352032	130.00
AT7	12060	042	UT	CB	01/01/2022	306T3656	WC	FWQ0607	M	TURNER LACY	06/02/2022	10/05/2022	33352033	130.80
AT7	12830	042	UT	CB	01/01/2022	306T3656	WC	FWK9510	M	ROWSER TYLER	05/29/2022	10/05/2022	33352254	21.80
AT7	12060	042	UT	CB	01/01/2022	306T3656	WC	FWQ3082	M	SHUPE RUSTIN	06/09/2022	10/05/2022	33353569	141.70
AT7	16690010	042	UT	CB	01/01/2022	306T3656	WC	FWQ9278	M	YAMASHITA JILL	06/19/2022	10/05/2022	33354118	21.80

**CSS Worker's Compensation Disbursements  
Oct 2022 to Nov 2022 - By Check Number**

Client Code	Organization Code	Adjusting Office	State	Claim Designator	Policy Effective Date	Policy Number	Line	Claim Number	Payment Type	Claimant Name	Loss Date	Charge Date	Check Number	Check Amount
AT7	14580005	042	UT	CB	01/01/2022	306T3656	WC	FWQ9128	M	JENSEN MELISSA	07/05/2022	10/05/2022	33354778	21.80
AT7	13510003	042	UT	CB	01/01/2022	306T3656	WC	FXB4101	M	KILPATRICK DREW	08/03/2022	10/05/2022	33355359	76.30
AT7	11310	042	UT	CB	01/01/2022	306T3656	WC	FXB4525	M	PACE MATTHEW	08/05/2022	10/05/2022	33355435	32.70
AT7	14930003	042	UT	CB	01/01/2022	306T3656	WC	FXB5195	M	BOYLE COREY	08/06/2022	10/05/2022	33355584	119.90
AT7	14260001	042	UT	CB	01/01/2022	306T3656	WC	FWQ2612	M	NEWMAN KATHRYN	06/01/2022	10/05/2022	33355678	43.60
AT7	14010	042	UT	CB	01/01/2022	306T3656	WC	FXB0775	M	CHADD JAMES R	07/18/2022	10/05/2022	33355803	10.90
AT7	11030001	042	UT	CB	01/01/2022	306T3656	WC	FWQ1348	M	GLENN CHASITY	06/02/2022	10/05/2022	33356403	152.60
AT7	10480020	042	UT	CB	01/01/2022	306T3656	WC	FWQ8600	M	CLARK JENNAFER	07/06/2022	10/05/2022	33356551	119.90
AT7	14140006	042	UT	CB	01/01/2022	306T3656	WC	FXB5750	M	PALMER JACOB	08/09/2022	10/05/2022	33356841	109.00
AT7	11640003	042	UT	CB	01/01/2022	306T3656	WC	FXB9539	E	WALTON BLAKE	08/27/2022	10/05/2022	33357385	130.00
AT7	11640003	042	UT	CB	01/01/2022	306T3656	WC	FXB9539	M	WALTON BLAKE	08/27/2022	10/05/2022	33357386	30.00
AT7	11640003	042	UT	CB	01/01/2022	306T3656	WC	FXB9539	M	WALTON BLAKE	08/27/2022	10/05/2022	33357387	54.50
AT7	14260004	042	UT	CB	01/01/2022	306T3656	WC	FXL0472	E	KEARL COBY	08/30/2022	10/05/2022	33357791	130.00
AT7	14260004	042	UT	CB	01/01/2022	306T3656	WC	FXL0472	M	KEARL COBY	08/30/2022	10/05/2022	33357792	65.40
AT7	13020009	042	UT	CB	01/01/2022	306T3656	WC	FXL0453	M	COOK STETSON	08/30/2022	10/05/2022	33357842	21.80
AT7	14640020	042	UT	CB	01/01/2022	306T3656	WC	FXL2110	M	MCKEE MITCHELL	09/07/2022	10/05/2022	33358997	54.50
AT7	10750007	042	UT	CB	01/01/2022	306T3656	WC	FXL3296	M	CLONTZ LADEAN	09/09/2022	10/05/2022	33359430	32.70
AT7	16110200	042	UT	CB	01/01/2022	306T3656	WC	FXL3353	E	SEELY AMMON L	09/13/2022	10/05/2022	33359515	130.00
AT7	16110200	042	UT	CB	01/01/2022	306T3656	WC	FXL3353	M	SEELY AMMON L	09/13/2022	10/05/2022	33359516	272.50
AT7	12460001	042	UT	CB	01/01/2021	306T3656	WC	FTQ4589	M	FORSYTH ROBBIN	09/22/2021	10/05/2022	33361011	87.20
AT7	12070	042	UT	CB	01/01/2008	306T3656	WC	A9E3676	M	DOMINGO MANUEL	01/21/2008	10/12/2022	33361955	54.50
AT7	10640	042	UT	CB	01/01/2016	306T3656	WC	ESL7571	M	BATES LAURIE	01/19/2016	10/12/2022	33362524	32.70
AT7	14580010	042	UT	CB	01/01/2019	306T3656	WC	FKV9107	E	MANNING AMMON	01/07/2019	10/12/2022	33363347	95.00
AT7	13640004	042	UT	CB	01/01/2020	306T3656	WC	FPZ8038	M	RUNOLFSON GABRIEL	07/02/2020	10/12/2022	33364699	10.90
AT7	12230004019	042	UT	CB	01/01/2021	306T3656	WC	FRU7894	E	COOK DARIN	02/03/2021	10/12/2022	33365433	95.00
AT7	12230004019	042	UT	CB	01/01/2021	306T3656	WC	FRU7894	M	COOK DARIN	02/03/2021	10/12/2022	33365434	87.20
AT7	14740003	042	UT	CB	01/01/2021	306T3656	WC	FTA3397	M	OBRAY TANNER	06/11/2021	10/12/2022	33366354	76.30
AT7	14390002	042	UT	CB	01/01/2021	306T3656	WC	FTA4201	M	HADLOCK NICOLE	06/15/2021	10/12/2022	33366390	10.90
AT7	17950	042	UT	CB	01/01/2021	306T3656	WC	FTK4591	M	WILSON JACKIE	07/26/2021	10/12/2022	33367713	119.90
AT7	14480022042	042	UT	CB	01/01/2021	306T3656	WC	FUB4266	M	COX HYRUM	11/12/2021	10/12/2022	33368327	43.60
AT7	12460008	042	UT	CB	01/01/2021	306T3656	WC	FUB5498	M	HAWKS DEBRA	11/19/2021	10/12/2022	33368407	130.80
AT7	13020009	042	UT	CB	01/01/2021	306T3656	WC	FUB9345	M	JOHNSON RANDY L	12/10/2021	10/12/2022	33368749	152.60
AT7	13980014	042	UT	CB	01/01/2021	306T3656	WC	FUB6482	M	MCBRIDE TRAVIS	11/17/2021	10/12/2022	33370059	141.70
AT7	16080001003	042	UT	CB	01/01/2021	306T3656	WC	FVC8797	E	WOOD THOMAS	11/24/2021	10/12/2022	33370332	130.00
AT7	16080001003	042	UT	CB	01/01/2021	306T3656	WC	FVC8797	M	WOOD THOMAS	11/24/2021	10/12/2022	33370333	109.00
AT7	12600006	042	UT	CB	01/01/2022	306T3656	WC	FVK2278	M	WIDDISON JACK	03/02/2022	10/12/2022	33370661	10.90

**CSS Worker's Compensation Disbursements  
Oct 2022 to Nov 2022 - By Check Number**

Client Code	Organization Code	Adjusting Office	State	Claim Designator	Policy Effective Date	Policy Number	Line	Claim Number	Payment Type	Claimant Name	Loss Date	Charge Date	Check Number	Check Amount
AT7	16080003003	042	UT	CB	01/01/2022	306T3656	WC	FVK1708	M	FLYGARE TYLER	03/03/2022	10/12/2022	33370747	54.50
AT7	11030002	042	UT	CB	01/01/2022	306T3656	WC	FVK1229	M	FORBES CHARLES	03/01/2022	10/12/2022	33371291	76.30
AT7	13200008	042	UT	CB	01/01/2022	306T3656	WC	FVK7077	E	FLAIG PAUL	03/29/2022	10/12/2022	33371331	95.00
AT7	13200008	042	UT	CB	01/01/2022	306T3656	WC	FVK7077	M	FLAIG PAUL	03/29/2022	10/12/2022	33371332	32.70
AT7	11030005	042	UT	CB	01/01/2022	306T3656	WC	FVK9877	M	SCOTT JEFFREY	04/11/2022	10/12/2022	33371719	54.50
AT7	14050003005	042	UT	CB	01/01/2022	306T3656	WC	FWK4212	M	PETERSON MASON	05/02/2022	10/12/2022	33372435	119.90
AT7	13660003	042	UT	CB	01/01/2022	306T3656	WC	FWK8509	M	LUERA DERRICK	05/23/2022	10/12/2022	33373306	87.20
AT7	14930002	042	UT	CB	01/01/2022	306T3656	WC	FVK6954	M	FILLER JOHN	03/28/2022	10/12/2022	33373536	54.50
AT7	12480	042	UT	CB	01/01/2022	306T3656	WC	FWQ0804	M	MCCANDLESS DONALD	06/03/2022	10/12/2022	33373807	54.50
AT7	16080001005	042	UT	CB	01/01/2022	306T3656	WC	FWK2634	E	ROSS TODD	04/07/2022	10/12/2022	33374020	130.00
AT7	16080001005	042	UT	CB	01/01/2022	306T3656	WC	FWK2634	M	ROSS TODD	04/07/2022	10/12/2022	33374021	87.20
AT7	12060	042	UT	CB	01/01/2022	306T3656	WC	FWQ0607	M	TURNER LACY	06/02/2022	10/12/2022	33374381	76.30
AT7	12830	042	UT	CB	01/01/2022	306T3656	WC	FWK9510	E	ROWSER TYLER	05/29/2022	10/12/2022	33374558	95.00
AT7	14140006	042	UT	CB	01/01/2021	306T3656	WC	FVK2232	M	ESPINOZA DANIEL	12/29/2021	10/12/2022	33375394	10.90
AT7	12060	042	UT	CB	01/01/2022	306T3656	WC	FWQ3082	E	SHUPE RUSTIN	06/09/2022	10/12/2022	33375740	130.00
AT7	12060	042	UT	CB	01/01/2022	306T3656	WC	FWQ3082	M	SHUPE RUSTIN	06/09/2022	10/12/2022	33375741	119.90
AT7	11660003	042	UT	CB	01/01/2022	306T3656	WC	FWQ9909	M	VEGA ROMAN	07/13/2022	10/12/2022	33376000	109.00
AT7	16690010	042	UT	CB	01/01/2022	306T3656	WC	FWQ9278	M	YAMASHITA JILL	06/19/2022	10/12/2022	33376264	43.60
AT7	17310002	042	UT	CB	01/01/2022	306T3656	WC	FXB3985	M	OLSEN JASON	07/29/2022	10/12/2022	33377331	21.80
AT7	13510003	042	UT	CB	01/01/2022	306T3656	WC	FXB4101	M	KILPATRICK DREW	08/03/2022	10/12/2022	33377431	54.50
AT7	14260001	042	UT	CB	01/01/2022	306T3656	WC	FWQ2612	M	NEWMAN KATHRYN	06/01/2022	10/12/2022	33377723	65.40
AT7	14010	042	UT	CB	01/01/2022	306T3656	WC	FXB0775	M	CHADD JAMES R	07/18/2022	10/12/2022	33377848	10.90
AT7	14890	042	UT	CB	01/01/2022	306T3656	WC	FXB3747	E	JENSEN DALLIN	08/02/2022	10/12/2022	33378164	130.00
AT7	14890	042	UT	CB	01/01/2022	306T3656	WC	FXB3747	M	JENSEN DALLIN	08/02/2022	10/12/2022	33378165	87.20
AT7	11030001	042	UT	CB	01/01/2022	306T3656	WC	FWQ1348	M	GLENN CHASITY	06/02/2022	10/12/2022	33378372	32.70
AT7	10480020	042	UT	CB	01/01/2022	306T3656	WC	FWQ8600	M	CLARK JENNAFER	07/06/2022	10/12/2022	33378486	32.70
AT7	14140006	042	UT	CB	01/01/2022	306T3656	WC	FXB5750	M	PALMER JACOB	08/09/2022	10/12/2022	33378727	98.10
AT7	16110400	042	UT	CB	01/01/2022	306T3656	WC	FXB6458	M	GARDNER BRADLEY G	08/10/2022	10/12/2022	33379023	239.80
AT7	11640003	042	UT	CB	01/01/2022	306T3656	WC	FXB9539	M	WALTON BLAKE	08/27/2022	10/12/2022	33379216	43.60
AT7	11910002	042	UT	CB	01/01/2022	306T3656	WC	FXB8668	M	RAY BRADEN	08/22/2022	10/12/2022	33379502	54.50
AT7	13020009	042	UT	CB	01/01/2022	306T3656	WC	FXL0453	M	COOK STETSON	08/30/2022	10/12/2022	33379625	87.20
AT7	16080003002	042	UT	CB	01/01/2022	306T3656	WC	FXB9978	M	HENDERSON MARK	08/26/2022	10/12/2022	33380214	65.40
AT7	16110500	042	UT	CB	01/01/2022	306T3656	WC	FXL2239	M	VALDOVINOS BERNAR	09/08/2022	10/12/2022	33380326	119.90
AT7	10750007	042	UT	CB	01/01/2022	306T3656	WC	FXL3296	M	CLONTZ LADEAN	09/09/2022	10/12/2022	33380888	98.10
AT7	16110200	042	UT	CB	01/01/2022	306T3656	WC	FXL3353	M	SEELY AMMON L	09/13/2022	10/12/2022	33380940	109.00
AT7	12460001	042	UT	CB	01/01/2021	306T3656	WC	FTQ4589	E	FORSYTH ROBBIN	09/22/2021	10/12/2022	33381811	130.00

**CSS Worker's Compensation Disbursements  
Oct 2022 to Nov 2022 - By Check Number**

Client Code	Organization Code	Adjusting Office	State	Claim Designator	Policy Effective Date	Policy Number	Line	Claim Number	Payment Type	Claimant Name	Loss Date	Charge Date	Check Number	Check Amount
AT7	12460001	042	UT	CB	01/01/2021	306T3656	WC	FTQ4589	M	FORSYTH ROBBIN	09/22/2021	10/12/2022	33381812	207.10
AT7	14480011018	042	UT	CB	01/01/2022	306T3656	WC	FXL5132	M	HEWARD MIKE	09/19/2022	10/12/2022	33382059	207.10
AT7	14480022044	042	UT	CB	01/01/2022	306T3656	WC	FWQ2255	E	EPPERSON REBEKAH	06/09/2022	10/12/2022	33382284	130.00
AT7	14480022044	042	UT	CB	01/01/2022	306T3656	WC	FWQ2255	M	EPPERSON REBEKAH	06/09/2022	10/12/2022	33382285	305.20
AT7	12070	042	UT	CB	01/01/2008	306T3656	WC	A9E3676	E	DOMINGO MANUEL	01/21/2008	10/19/2022	33384392	130.00
AT7	12070	042	UT	CB	01/01/2008	306T3656	WC	A9E3676	M	DOMINGO MANUEL	01/21/2008	10/19/2022	33384393	98.10
AT7	10640	042	UT	CB	01/01/2016	306T3656	WC	ESL7571	M	BATES LAURIE	01/19/2016	10/19/2022	33384990	119.90
AT7	13660003	042	UT	CB	01/01/2015	306T3656	WC	E3W2365	M	CHUCHRAN JARED A	05/30/2015	10/19/2022	33385437	21.80
AT7	13640004	042	UT	CB	01/01/2020	306T3656	WC	FPZ8038	M	RUNOLFSON GABRIEL	07/02/2020	10/19/2022	33387175	76.30
AT7	12230004019	042	UT	CB	01/01/2021	306T3656	WC	FRU7894	M	COOK DARIN	02/03/2021	10/19/2022	33387949	65.40
AT7	12690002	042	UT	CB	01/01/2021	306T3656	WC	FSS2485	M	MORROW JOSHUA	04/18/2021	10/19/2022	33388360	10.90
AT7	11200004	042	UT	CB	01/01/2021	306T3656	WC	FTA0846	M	EVANS MATTHEW	06/01/2021	10/19/2022	33388724	10.90
AT7	17950	042	UT	CB	01/01/2021	306T3656	WC	FTK4591	M	WILSON JACKIE	07/26/2021	10/19/2022	33390106	141.70
AT7	14480022042	042	UT	CB	01/01/2021	306T3656	WC	FUB4266	M	COX HYRUM	11/12/2021	10/19/2022	33390692	10.90
AT7	11460	042	UT	CB	01/01/2022	306T3656	WC	FVC5842	M	BRAILSFORD LORETT	02/02/2022	10/19/2022	33392115	21.80
AT7	16080001003	042	UT	CB	01/01/2021	306T3656	WC	FVC8797	M	WOOD THOMAS	11/24/2021	10/19/2022	33392613	141.70
AT7	12900	042	UT	CB	01/01/2022	306T3656	WC	FUY0378	M	MILLER RICK	01/05/2022	10/19/2022	33392881	21.80
AT7	12600006	042	UT	CB	01/01/2022	306T3656	WC	FVK2278	M	WIDDISON JACK	03/02/2022	10/19/2022	33393002	32.70
AT7	16080003003	042	UT	CB	01/01/2022	306T3656	WC	FVK1708	E	FLYGARE TYLER	03/03/2022	10/19/2022	33393091	95.00
AT7	11030002	042	UT	CB	01/01/2022	306T3656	WC	FVK1229	M	FORBES CHARLES	03/01/2022	10/19/2022	33393605	65.40
AT7	13200008	042	UT	CB	01/01/2022	306T3656	WC	FVK7077	M	FLAIG PAUL	03/29/2022	10/19/2022	33393657	65.40
AT7	11030005	042	UT	CB	01/01/2022	306T3656	WC	FVK9877	M	SCOTT JEFFREY	04/11/2022	10/19/2022	33394036	54.50
AT7	14930002	042	UT	CB	01/01/2022	306T3656	WC	FVK6954	M	FILLER JOHN	03/28/2022	10/19/2022	33395725	21.80
AT7	12480	042	UT	CB	01/01/2022	306T3656	WC	FWQ0804	M	MCCANDLESS DONALD	06/03/2022	10/19/2022	33395976	43.60
AT7	12060	042	UT	CB	01/01/2022	306T3656	WC	FWQ0607	M	TURNER LACY	06/02/2022	10/19/2022	33396505	76.30
AT7	12830	042	UT	CB	01/01/2022	306T3656	WC	FWK9510	M	ROWSER TYLER	05/29/2022	10/19/2022	33396685	98.10
AT7	15080003	042	UT	CB	01/01/2022	306T3656	WC	FWQ3568	M	GINES RICK	06/15/2022	10/19/2022	33396939	305.20
AT7	12060	042	UT	CB	01/01/2022	306T3656	WC	FWQ3082	M	SHUPE RUSTIN	06/09/2022	10/19/2022	33397891	21.80
AT7	11660003	042	UT	CB	01/01/2022	306T3656	WC	FWQ9909	M	VEGA ROMAN	07/13/2022	10/19/2022	33398134	21.80
AT7	14680010	042	UT	CB	01/01/2022	306T3656	WC	FXB2061	M	DICKINSON DAYTON	07/21/2022	10/19/2022	33398761	65.40
AT7	17310002	042	UT	CB	01/01/2022	306T3656	WC	FXB3985	M	OLSEN JASON	07/29/2022	10/19/2022	33399339	10.90
AT7	13510003	042	UT	CB	01/01/2022	306T3656	WC	FXB4101	M	KILPATRICK DREW	08/03/2022	10/19/2022	33399430	65.40
AT7	11310	042	UT	CB	01/01/2022	306T3656	WC	FXB4525	M	PACE MATTHEW	08/05/2022	10/19/2022	33399515	21.80
AT7	14260001	042	UT	CB	01/01/2022	306T3656	WC	FWQ2612	M	NEWMAN KATHRYN	06/01/2022	10/19/2022	33399716	32.70
AT7	14010	042	UT	CB	01/01/2022	306T3656	WC	FXB0775	M	CHADD JAMES R	07/18/2022	10/19/2022	33399827	119.90
AT7	11030001	042	UT	CB	01/01/2022	306T3656	WC	FWQ1348	M	GLENN CHASITY	06/02/2022	10/19/2022	33400380	10.90



**CSS Worker's Compensation Disbursements  
Oct 2022 to Nov 2022 - By Check Number**

Client Code	Organization Code	Adjusting Office	State	Claim Designator	Policy Effective Date	Policy Number	Line	Claim Number	Payment Type	Claimant Name	Loss Date	Charge Date	Check Number	Check Amount
AT7	10480020	042	UT	CB	01/01/2022	306T3656	WC	FWQ8600	M	CLARK JENNAFER	07/06/2022	10/19/2022	33400518	21.80
AT7	14140006	042	UT	CB	01/01/2022	306T3656	WC	FXB5750	E	PALMER JACOB	08/09/2022	10/19/2022	33400728	130.00
AT7	14140006	042	UT	CB	01/01/2022	306T3656	WC	FXB5750	M	PALMER JACOB	08/09/2022	10/19/2022	33400729	21.80
AT7	16110400	042	UT	CB	01/01/2022	306T3656	WC	FXB6458	E	GARDNER BRADLEY G	08/10/2022	10/19/2022	33401019	130.00
AT7	16110400	042	UT	CB	01/01/2022	306T3656	WC	FXB6458	M	GARDNER BRADLEY G	08/10/2022	10/19/2022	33401020	152.60
AT7	14260004	042	UT	CB	01/01/2022	306T3656	WC	FXL0472	M	KEARL COBY	08/30/2022	10/19/2022	33401543	76.30
AT7	13020009	042	UT	CB	01/01/2022	306T3656	WC	FXL0453	M	COOK STETSON	08/30/2022	10/19/2022	33401591	43.60
AT7	16110500	042	UT	CB	01/01/2022	306T3656	WC	FXL2239	M	VALDOVINOS BERNAR	09/08/2022	10/19/2022	33402275	76.30
AT7	14640020	042	UT	CB	01/01/2022	306T3656	WC	FXL2110	M	MCKEE MITCHELL	09/07/2022	10/19/2022	33402521	43.60
AT7	10750007	042	UT	CB	01/01/2022	306T3656	WC	FXL3296	M	CLONTZ LADEAN	09/09/2022	10/19/2022	33402807	76.30
AT7	16110200	042	UT	CB	01/01/2022	306T3656	WC	FXL3353	M	SEELY AMMON L	09/13/2022	10/19/2022	33402851	43.60
AT7	12460001	042	UT	CB	01/01/2021	306T3656	WC	FTQ4589	M	FORSYTH ROBBIN	09/22/2021	10/19/2022	33403652	43.60
AT7	14480011018	042	UT	CB	01/01/2022	306T3656	WC	FXL5132	M	HEWARD MIKE	09/19/2022	10/19/2022	33403825	43.60
AT7	14480022044	042	UT	CB	01/01/2022	306T3656	WC	FWQ2255	M	EPPERSON REBEKAH	06/09/2022	10/19/2022	33403948	98.10
AT7	14050001001	042	UT	CB	01/01/2022	306T3656	WC	FXL6681	E	DARREN BACKMAN	09/26/2022	10/19/2022	33405536	130.00
AT7	14050001001	042	UT	CB	01/01/2022	306T3656	WC	FXL6681	M	DARREN BACKMAN	09/26/2022	10/19/2022	33405537	316.10
AT7	13660003	042	UT	CB	01/01/2022	306T3656	WC	FWQ1661	E	ZACH ROBINSON	06/07/2022	10/19/2022	33405976	130.00
AT7	13660003	042	UT	CB	01/01/2022	306T3656	WC	FWQ1661	M	ZACH ROBINSON	06/07/2022	10/19/2022	33405977	239.80
AT7	16080003003	042	UT	CB	01/01/2022	306T3656	WC	FXL7607	M	DUSTIN SMITH	10/04/2022	10/19/2022	33406184	261.60
AT7	14640024	042	UT	CB	01/01/2022	306T3656	WC	FXL7792	M	TYLER BONNER	10/05/2022	10/19/2022	33406421	43.60
AT7	12070	042	UT	CB	01/01/2008	306T3656	WC	A9E3676	M	DOMINGO MANUEL	01/21/2008	10/26/2022	33407342	196.20
AT7	13230	042	UT	CB	01/01/1993	306T4813	WC	A4J7027	M	SERASSIO DARLA	10/15/1993	10/26/2022	33407636	30.00
AT7	13230	042	UT	CB	01/01/1993	306T4813	WC	A4J7027	M	SERASSIO DARLA	10/15/1993	10/26/2022	33407637	10.90
AT7	10640	042	UT	CB	01/01/2016	306T3656	WC	ESL7571	M	BATES LAURIE	01/19/2016	10/26/2022	33407893	21.80
AT7	13640004	042	UT	CB	01/01/2020	306T3656	WC	FPZ8038	M	RUNOLFSON GABRIEL	07/02/2020	10/26/2022	33409869	54.50
AT7	12690002	042	UT	CB	01/01/2021	306T3656	WC	FSS2485	M	MORROW JOSHUA	04/18/2021	10/26/2022	33410877	10.90
AT7	11200004	042	UT	CB	01/01/2021	306T3656	WC	FTA0846	M	EVANS MATTHEW	06/01/2021	10/26/2022	33411235	98.10
AT7	14740003	042	UT	CB	01/01/2021	306T3656	WC	FTA3397	M	OBRAY TANNER	06/11/2021	10/26/2022	33411326	21.80
AT7	17950	042	UT	CB	01/01/2021	306T3656	WC	FTK4591	M	WILSON JACKIE	07/26/2021	10/26/2022	33412575	10.90
AT7	14480022042	042	UT	CB	01/01/2021	306T3656	WC	FUB4266	M	COX HYRUM	11/12/2021	10/26/2022	33413104	21.80
AT7	13020009	042	UT	CB	01/01/2021	306T3656	WC	FUB9345	M	JOHNSON RANDY L	12/10/2021	10/26/2022	33413485	32.70
AT7	11460	042	UT	CB	01/01/2022	306T3656	WC	FVC5842	M	BRAILSFORD LORETT	02/02/2022	10/26/2022	33414476	32.70
AT7	13980014	042	UT	CB	01/01/2021	306T3656	WC	FUB6482	M	MCBRIDE TRAVIS	11/17/2021	10/26/2022	33414672	43.60
AT7	16080001003	042	UT	CB	01/01/2021	306T3656	WC	FVC8797	M	WOOD THOMAS	11/24/2021	10/26/2022	33414905	54.50
AT7	12900	042	UT	CB	01/01/2022	306T3656	WC	FUY0378	M	MILLER RICK	01/05/2022	10/26/2022	33415167	76.30
AT7	12600006	042	UT	CB	01/01/2022	306T3656	WC	FVK2278	M	WIDDISON JACK	03/02/2022	10/26/2022	33415257	43.60
AT7	11030002	042	UT	CB	01/01/2022	306T3656	WC	FVK1229	E	FORBES CHARLES	03/01/2022	10/26/2022	33415841	130.00

**CSS Worker's Compensation Disbursements  
Oct 2022 to Nov 2022 - By Check Number**

Client Code	Organization Code	Adjusting Office	State	Claim Designator	Policy Effective Date	Policy Number	Line	Claim Number	Payment Type	Claimant Name	Loss Date	Charge Date	Check Number	Check Amount
AT7	11030002	042	UT	CB	01/01/2022	306T3656	WC	FVK1229	M	FORBES CHARLES	03/01/2022	10/26/2022	33415842	32.70
AT7	11030005	042	UT	CB	01/01/2022	306T3656	WC	FVK9877	M	SCOTT JEFFREY	04/11/2022	10/26/2022	33416229	21.80
AT7	14050003005	042	UT	CB	01/01/2022	306T3656	WC	FWK4212	M	PETERSON MASON	05/02/2022	10/26/2022	33416880	65.40
AT7	14930002	042	UT	CB	01/01/2022	306T3656	WC	FVK6954	M	FILLER JOHN	03/28/2022	10/26/2022	33417853	10.90
AT7	12480	042	UT	CB	01/01/2022	306T3656	WC	FWQ0804	E	MCCANDLESS DONALD	06/03/2022	10/26/2022	33418078	95.00
AT7	12480	042	UT	CB	01/01/2022	306T3656	WC	FWQ0804	M	MCCANDLESS DONALD	06/03/2022	10/26/2022	33418079	21.80
AT7	16080001005	042	UT	CB	01/01/2022	306T3656	WC	FWK2634	M	ROSS TODD	04/07/2022	10/26/2022	33418257	21.80
AT7	15080003	042	UT	CB	01/01/2022	306T3656	WC	FWQ3568	M	GINES RICK	06/15/2022	10/26/2022	33418911	207.10
AT7	14140006	042	UT	CB	01/01/2021	306T3656	WC	FVK2232	M	ESPINOZA DANIEL	12/29/2021	10/26/2022	33419533	54.50
AT7	12060	042	UT	CB	01/01/2022	306T3656	WC	FWQ3082	M	SHUPE RUSTIN	06/09/2022	10/26/2022	33419800	10.90
AT7	11660003	042	UT	CB	01/01/2022	306T3656	WC	FWQ9909	M	VEGA ROMAN	07/13/2022	10/26/2022	33420023	21.80
AT7	16690010	042	UT	CB	01/01/2022	306T3656	WC	FWQ9278	M	YAMASHITA JILL	06/19/2022	10/26/2022	33420242	98.10
AT7	14680010	042	UT	CB	01/01/2022	306T3656	WC	FXB2061	M	DICKINSON DAYTON	07/21/2022	10/26/2022	33420590	21.80
AT7	14580005	042	UT	CB	01/01/2022	306T3656	WC	FWQ9128	M	JENSEN MELISSA	07/05/2022	10/26/2022	33420807	21.80
AT7	17310002	042	UT	CB	01/01/2022	306T3656	WC	FXB3985	M	OLSEN JASON	07/29/2022	10/26/2022	33421163	43.60
AT7	13510003	042	UT	CB	01/01/2022	306T3656	WC	FXB4101	M	KILPATRICK DREW	08/03/2022	10/26/2022	33421254	109.00
AT7	11310	042	UT	CB	01/01/2022	306T3656	WC	FXB4525	M	PACE MATTHEW	08/05/2022	10/26/2022	33421321	152.60
AT7	14890	042	UT	CB	01/01/2022	306T3656	WC	FXB3747	E	JENSEN DALLIN	08/02/2022	10/26/2022	33421898	95.00
AT7	14890	042	UT	CB	01/01/2022	306T3656	WC	FXB3747	M	JENSEN DALLIN	08/02/2022	10/26/2022	33421899	141.70
AT7	11030001	042	UT	CB	01/01/2022	306T3656	WC	FWQ1348	E	GLENN CHASITY	06/02/2022	10/26/2022	33422094	130.00
AT7	11030001	042	UT	CB	01/01/2022	306T3656	WC	FWQ1348	M	GLENN CHASITY	06/02/2022	10/26/2022	33422095	76.30
AT7	10480020	042	UT	CB	01/01/2022	306T3656	WC	FWQ8600	M	CLARK JENNAFER	07/06/2022	10/26/2022	33422204	65.40
AT7	14140006	042	UT	CB	01/01/2022	306T3656	WC	FXB5750	M	PALMER JACOB	08/09/2022	10/26/2022	33422408	43.60
AT7	16110400	042	UT	CB	01/01/2022	306T3656	WC	FXB6458	M	GARDNER BRADLEY G	08/10/2022	10/26/2022	33422687	65.40
AT7	11640003	042	UT	CB	01/01/2022	306T3656	WC	FXB9539	E	WALTON BLAKE	08/27/2022	10/26/2022	33422847	130.00
AT7	11640003	042	UT	CB	01/01/2022	306T3656	WC	FXB9539	M	WALTON BLAKE	08/27/2022	10/26/2022	33422848	30.00
AT7	11640003	042	UT	CB	01/01/2022	306T3656	WC	FXB9539	M	WALTON BLAKE	08/27/2022	10/26/2022	33422849	76.30
AT7	11910002	042	UT	CB	01/01/2022	306T3656	WC	FXB8668	M	RAY BRADEN	08/22/2022	10/26/2022	33423084	10.90
AT7	14260004	042	UT	CB	01/01/2022	306T3656	WC	FXL0472	M	KEARL COBY	08/30/2022	10/26/2022	33423157	109.00
AT7	13020009	042	UT	CB	01/01/2022	306T3656	WC	FXL0453	M	COOK STETSON	08/30/2022	10/26/2022	33423194	130.80
AT7	16080003002	042	UT	CB	01/01/2022	306T3656	WC	FXB9978	M	HENDERSON MARK	08/26/2022	10/26/2022	33423755	76.30
AT7	10750007	042	UT	CB	01/01/2022	306T3656	WC	FXL3296	M	CLONTZ LADEAN	09/09/2022	10/26/2022	33424350	98.10
AT7	16110200	042	UT	CB	01/01/2022	306T3656	WC	FXL3353	M	SEELY AMMON L	09/13/2022	10/26/2022	33424386	10.90
AT7	12460001	042	UT	CB	01/01/2021	306T3656	WC	FTQ4589	M	FORSYTH ROBBIN	09/22/2021	10/26/2022	33425077	32.70
AT7	14480011018	042	UT	CB	01/01/2022	306T3656	WC	FXL5132	M	HEWARD MIKE	09/19/2022	10/26/2022	33425218	54.50
AT7	14050001001	042	UT	CB	01/01/2022	306T3656	WC	FXL6681	M	DARREN BACKMAN	09/26/2022	10/26/2022	33426316	32.70
AT7	13660003	042	UT	CB	01/01/2022	306T3656	WC	FWQ1661	M	ZACH ROBINSON	06/07/2022	10/26/2022	33426589	43.60
AT7	16080003003	042	UT	CB	01/01/2022	306T3656	WC	FXL7607	M	DUSTIN SMITH	10/04/2022	10/26/2022	33426731	152.60
AT7	14640024	042	UT	CB	01/01/2022	306T3656	WC	FXL7792	M	TYLER BONNER	10/05/2022	10/26/2022	33426942	370.60

**CSS Worker's Compensation Disbursements**  
**Oct 2022 to Nov 2022 - By Check Number**

Client Code	Organization Code	Adjusting Office	State	Claim Designator	Policy Effective Date	Policy Number	Line	Claim Number	Payment Type	Claimant Name	Loss Date	Charge Date	Check Number	Check Amount
AT7	14910	042	UT	CB	01/01/2022	306T3656	WC	FXL4106	E	THAROLD NORTHUP	09/06/2022	10/26/2022	33427593	130.00
AT7	14910	042	UT	CB	01/01/2022	306T3656	WC	FXL4106	M	THAROLD NORTHUP	09/06/2022	10/26/2022	33427594	239.80
AT7	12790	042	UT	CB	01/01/2022	306T3656	WC	FXL5697	M	COLBY DLAW	08/30/2022	10/26/2022	33427694	207.10
AT7	14640020	042	UT	CB	01/01/2021	306T3656	WC	FTK8634	M	LLOYD DAKOTA J	08/24/2021	10/26/2022	33427697	163.50
AT7	13660003	042	UT	CB	01/01/2015	306T3656	WC	E3W2365	M	CHUCHRAN JARED A	05/30/2015	11/02/2022	33430166	21.80
AT7	11200004	042	UT	CB	01/01/2021	306T3656	WC	FTA0846	M	EVANS MATTHEW	06/01/2021	11/02/2022	33433199	43.60
AT7	13020009	042	UT	CB	01/01/2021	306T3656	WC	FUB9345	M	JOHNSON RANDY L	12/10/2021	11/02/2022	33435473	43.60
AT7	11030002	042	UT	CB	01/01/2022	306T3656	WC	FVK1229	M	FORBES CHARLES	03/01/2022	11/02/2022	33437724	32.70
AT7	14930002	042	UT	CB	01/01/2022	306T3656	WC	FVK6954	M	FILLER JOHN	03/28/2022	11/02/2022	33439675	76.30
AT7	15080003	042	UT	CB	01/01/2022	306T3656	WC	FWQ3568	E	GINES RICK	06/15/2022	11/02/2022	33440761	130.00
AT7	15080003	042	UT	CB	01/01/2022	306T3656	WC	FWQ3568	M	GINES RICK	06/15/2022	11/02/2022	33440762	218.00
AT7	12060	042	UT	CB	01/01/2022	306T3656	WC	FWQ3082	M	SHUPE RUSTIN	06/09/2022	11/02/2022	33441637	43.60
AT7	14680010	042	UT	CB	01/01/2022	306T3656	WC	FXB2061	M	DICKINSON DAYTON	07/21/2022	11/02/2022	33442447	87.20
AT7	14140006	042	UT	CB	01/01/2022	306T3656	WC	FXB5750	M	PALMER JACOB	08/09/2022	11/02/2022	33444171	21.80
AT7	14260004	042	UT	CB	01/01/2022	306T3656	WC	FXL0472	M	KEARL COBY	08/30/2022	11/02/2022	33444882	76.30
AT7	13020009	042	UT	CB	01/01/2022	306T3656	WC	FXL0453	M	COOK STETSON	08/30/2022	11/02/2022	33444916	32.70
AT7	14640020	042	UT	CB	01/01/2022	306T3656	WC	FXL2110	M	MCKEE MITCHELL	09/07/2022	11/02/2022	33445731	43.60
AT7	14480022044	042	UT	CB	01/01/2022	306T3656	WC	FWQ2255	M	EPPERSON REBEKAH	06/09/2022	11/02/2022	33446883	43.60
AT7	13660003	042	UT	CB	01/01/2022	306T3656	WC	FWQ1661	M	ROBINSON ZACH	06/07/2022	11/02/2022	33447985	32.70
AT7	16080003003	042	UT	CB	01/01/2022	306T3656	WC	FXL7607	E	SMITH DUSTIN	10/04/2022	11/02/2022	33448107	130.00
AT7	16080003003	042	UT	CB	01/01/2022	306T3656	WC	FXL7607	M	SMITH DUSTIN	10/04/2022	11/02/2022	33448108	43.60
AT7	14640024	042	UT	CB	01/01/2022	306T3656	WC	FXL7792	E	BONNER TYLER	10/05/2022	11/02/2022	33448237	130.00
AT7	14640024	042	UT	CB	01/01/2022	306T3656	WC	FXL7792	M	BONNER TYLER	10/05/2022	11/02/2022	33448238	87.20
AT7	11640003	042	UT	CB	01/01/2022	306T3656	WC	FXL9511	M	RICHEY JEFFREY	10/11/2022	11/02/2022	33449651	185.30
AT7	14300002	042	UT	CB	01/01/2022	306T3656	WC	FXL9525	M	VALISHIA HAWKINS	10/12/2022	11/02/2022	33450608	98.10
AT7	14580010	042	UT	CB	01/01/2019	306T3656	WC	FKV9107	E	MANNING AMMON	01/07/2019	11/09/2022	33452942	95.00
AT7	12690002	042	UT	CB	01/01/2021	306T3656	WC	FSS2485	M	MORROW JOSHUA	04/18/2021	11/09/2022	33455159	98.10
AT7	11200004	042	UT	CB	01/01/2021	306T3656	WC	FTA0846	M	EVANS MATTHEW	06/01/2021	11/09/2022	33455512	65.40
AT7	14740003	042	UT	CB	01/01/2021	306T3656	WC	FTA3397	M	OBRAY TANNER	06/11/2021	11/09/2022	33455632	152.60
AT7	17950	042	UT	CB	01/01/2021	306T3656	WC	FTK4591	M	WILSON JACKIE	07/26/2021	11/09/2022	33456794	76.30
AT7	14480022042	042	UT	CB	01/01/2021	306T3656	WC	FUB4266	M	COX HYRUM	11/12/2021	11/09/2022	33457322	21.80
AT7	11460	042	UT	CB	01/01/2022	306T3656	WC	FVC5842	M	BRAILSFORD LORETT	02/02/2022	11/09/2022	33458606	10.90
AT7	13980014	042	UT	CB	01/01/2021	306T3656	WC	FUB6482	M	MCBRIDE TRAVIS	11/17/2021	11/09/2022	33458825	32.70
AT7	16080001003	042	UT	CB	01/01/2021	306T3656	WC	FVC8797	M	WOOD THOMAS	11/24/2021	11/09/2022	33459044	54.50
AT7	16080003003	042	UT	CB	01/01/2022	306T3656	WC	FVK1708	M	FLYGARE TYLER	03/03/2022	11/09/2022	33459429	76.30
AT7	11030002	042	UT	CB	01/01/2022	306T3656	WC	FVK1229	M	FORBES CHARLES	03/01/2022	11/09/2022	33459926	43.60
AT7	13200008	042	UT	CB	01/01/2022	306T3656	WC	FVK7077	M	FLAIG PAUL	03/29/2022	11/09/2022	33459974	76.30
AT7	11030005	042	UT	CB	01/01/2022	306T3656	WC	FVK9877	M	SCOTT JEFFREY	04/11/2022	11/09/2022	33460313	21.80
AT7	14930002	042	UT	CB	01/01/2022	306T3656	WC	FVK6954	E	FILLER JOHN	03/28/2022	11/09/2022	33461775	130.00

**CSS Worker's Compensation Disbursements  
Oct 2022 to Nov 2022 - By Check Number**

Client Code	Organization Code	Adjusting Office	State	Claim Designator	Policy Effective Date	Policy Number	Line	Claim Number	Payment Type	Claimant Name	Loss Date	Charge Date	Check Number	Check Amount
AT7	16080001005	042	UT	CB	01/01/2022	306T3656	WC	FWK2634	M	ROSS TODD	04/07/2022	11/09/2022	33462146	163.50
AT7	12830	042	UT	CB	01/01/2022	306T3656	WC	FWK9510	M	ROWSER TYLER	05/29/2022	11/09/2022	33462633	21.80
AT7	15080003	042	UT	CB	01/01/2022	306T3656	WC	FWQ3568	M	GINES RICK	06/15/2022	11/09/2022	33462827	87.20
AT7	14140006	042	UT	CB	01/01/2021	306T3656	WC	FVK2232	M	ESPINOZA DANIEL	12/29/2021	11/09/2022	33463354	76.30
AT7	12060	042	UT	CB	01/01/2022	306T3656	WC	FWQ3082	M	SHUPE RUSTIN	06/09/2022	11/09/2022	33463635	21.80
AT7	11660003	042	UT	CB	01/01/2022	306T3656	WC	FWQ9909	M	VEGA ROMAN	07/13/2022	11/09/2022	33463870	76.30
AT7	17310002	042	UT	CB	01/01/2022	306T3656	WC	FXB3985	M	OLSEN JASON	07/29/2022	11/09/2022	33464950	348.80
AT7	14260001	042	UT	CB	01/01/2022	306T3656	WC	FWQ2612	M	NEWMAN KATHRYN	06/01/2022	11/09/2022	33465288	10.90
AT7	14010	042	UT	CB	01/01/2022	306T3656	WC	FXB0775	M	CHADD JAMES R	07/18/2022	11/09/2022	33465389	54.50
AT7	11030001	042	UT	CB	01/01/2022	306T3656	WC	FWQ1348	M	GLENN CHASITY	06/02/2022	11/09/2022	33465845	76.30
AT7	13020009	042	UT	CB	01/01/2022	306T3656	WC	FXL0453	M	COOK STETSON	08/30/2022	11/09/2022	33466849	54.50
AT7	16080003002	042	UT	CB	01/01/2022	306T3656	WC	FXB9978	M	HENDERSON MARK	08/26/2022	11/09/2022	33467309	21.80
AT7	16110500	042	UT	CB	01/01/2022	306T3656	WC	FXL2239	M	VALDOVINOS BERNAR	09/08/2022	11/09/2022	33467410	21.80
AT7	16110200	042	UT	CB	01/01/2022	306T3656	WC	FXL3353	M	SEELY AMMON L	09/13/2022	11/09/2022	33467918	54.50
AT7	14480011018	042	UT	CB	01/01/2022	306T3656	WC	FXL5132	M	HEWARD MIKE	09/19/2022	11/09/2022	33468698	43.60
AT7	14480022044	042	UT	CB	01/01/2022	306T3656	WC	FWQ2255	M	EPPERSON REBEKAH	06/09/2022	11/09/2022	33468782	87.20
AT7	14050001001	042	UT	CB	01/01/2022	306T3656	WC	FXL6681	M	BACKMAN DARREN	09/26/2022	11/09/2022	33469624	76.30
AT7	13660003	042	UT	CB	01/01/2022	306T3656	WC	FWQ1661	M	ROBINSON ZACH	06/07/2022	11/09/2022	33469808	21.80
AT7	16080003003	042	UT	CB	01/01/2022	306T3656	WC	FXL7607	M	SMITH DUSTIN	10/04/2022	11/09/2022	33469916	119.90
AT7	14640024	042	UT	CB	01/01/2022	306T3656	WC	FXL7792	M	BONNER TYLER	10/05/2022	11/09/2022	33470057	163.50
AT7	14910	042	UT	CB	01/01/2022	306T3656	WC	FXL4106	M	NORTHUP THAROLD	09/06/2022	11/09/2022	33470353	21.80
AT7	12790	042	UT	CB	01/01/2022	306T3656	WC	FXL5697	E	LAW COLBY D	08/30/2022	11/09/2022	33470397	130.00
AT7	12790	042	UT	CB	01/01/2022	306T3656	WC	FXL5697	M	LAW COLBY D	08/30/2022	11/09/2022	33470398	109.00
AT7	11640003	042	UT	CB	01/01/2022	306T3656	WC	FXL9511	M	RICHEY JEFFREY	10/11/2022	11/09/2022	33471079	119.90
AT7	14300002	042	UT	CB	01/01/2022	306T3656	WC	FXL9525	M	HAWKINS VALISHIA	10/12/2022	11/09/2022	33471696	207.10
AT7	12110003	042	UT	CB	01/01/2022	306T3656	WC	FXL9380	M	CLAY CAMPBELL	10/06/2022	11/09/2022	33472017	272.50
AT7	12160	042	UT	CB	01/01/2010	306T3656	WC	EMM9305	E	JOHNSON KELLY R	12/30/2010	11/16/2022	33474436	3,805.00
AT7	10640	042	UT	CB	01/01/2016	306T3656	WC	ESL7571	M	BATES LAURIE	01/19/2016	11/16/2022	33474816	98.10
AT7	14480022034	042	UT	CB	01/01/2017	306T3656	WC	FAE5939	E	KOHLER TALON	07/08/2017	11/16/2022	33475055	130.00
AT7	14480022034	042	UT	CB	01/01/2017	306T3656	WC	FAE5939	M	KOHLER TALON	07/08/2017	11/16/2022	33475056	98.10
AT7	13660003	042	UT	CB	01/01/2015	306T3656	WC	E3W2365	M	CHUCHRAN JARED A	05/30/2015	11/16/2022	33475267	43.60
AT7	14580010	042	UT	CB	01/01/2019	306T3656	WC	FKV9107	M	MANNING AMMON	01/07/2019	11/16/2022	33475665	21.80
AT7	12690002	042	UT	CB	01/01/2021	306T3656	WC	FSS2485	M	MORROW JOSHUA	04/18/2021	11/16/2022	33477978	207.10
AT7	11200004	042	UT	CB	01/01/2021	306T3656	WC	FTA0846	M	EVANS MATTHEW	06/01/2021	11/16/2022	33478354	10.90
AT7	14390002	042	UT	CB	01/01/2021	306T3656	WC	FTA4201	E	HADLOCK NICOLE	06/15/2021	11/16/2022	33478497	2,200.00
AT7	17950	042	UT	CB	01/01/2021	306T3656	WC	FTK4591	M	WILSON JACKIE	07/26/2021	11/16/2022	33479678	10.90
AT7	13020009	042	UT	CB	01/01/2021	306T3656	WC	FUB9345	M	JOHNSON RANDY L	12/10/2021	11/16/2022	33480523	43.60
AT7	11460	042	UT	CB	01/01/2022	306T3656	WC	FVC5842	M	BRAILSFORD LORETT	02/02/2022	11/16/2022	33481459	32.70
AT7	16080001003	042	UT	CB	01/01/2021	306T3656	WC	FVC8797	M	WOOD THOMAS	11/24/2021	11/16/2022	33481887	98.10

**CSS Worker's Compensation Disbursements  
Oct 2022 to Nov 2022 - By Check Number**

Client Code	Organization Code	Adjusting Office	State	Claim Designator	Policy Effective Date	Policy Number	Line	Claim Number	Payment Type	Claimant Name	Loss Date	Charge Date	Check Number	Check Amount
AT7	11030002	042	UT	CB	01/01/2022	306T3656	WC	FVK1229	M	FORBES CHARLES	03/01/2022	11/16/2022	33482737	54.50
AT7	13200008	042	UT	CB	01/01/2022	306T3656	WC	FVK7077	E	FLAIG PAUL	03/29/2022	11/16/2022	33482783	95.00
AT7	13200008	042	UT	CB	01/01/2022	306T3656	WC	FVK7077	M	FLAIG PAUL	03/29/2022	11/16/2022	33482784	43.60
AT7	12480	042	UT	CB	01/01/2022	306T3656	WC	FWQ0804	M	MCCANDLESS DONALD	06/03/2022	11/16/2022	33484801	10.90
AT7	16080001005	042	UT	CB	01/01/2022	306T3656	WC	FWK2634	M	ROSS TODD	04/07/2022	11/16/2022	33484989	43.60
AT7	12060	042	UT	CB	01/01/2022	306T3656	WC	FWQ0607	M	TURNER LACY	06/02/2022	11/16/2022	33485278	43.60
AT7	15080003	042	UT	CB	01/01/2022	306T3656	WC	FWQ3568	M	GINES RICK	06/15/2022	11/16/2022	33485599	54.50
AT7	12060	042	UT	CB	01/01/2022	306T3656	WC	FWQ3082	M	SHUPE RUSTIN	06/09/2022	11/16/2022	33486368	10.90
AT7	16690010	042	UT	CB	01/01/2022	306T3656	WC	FWQ9278	M	YAMASHITA JILL	06/19/2022	11/16/2022	33486786	76.30
AT7	14580005	042	UT	CB	01/01/2022	306T3656	WC	FWQ9128	M	JENSEN MELISSA	07/05/2022	11/16/2022	33487286	43.60
AT7	14260001	042	UT	CB	01/01/2022	306T3656	WC	FWQ2612	E	NEWMAN KATHRYN	06/01/2022	11/16/2022	33487907	95.00
AT7	14260001	042	UT	CB	01/01/2022	306T3656	WC	FWQ2612	M	NEWMAN KATHRYN	06/01/2022	11/16/2022	33487908	43.60
AT7	11030001	042	UT	CB	01/01/2022	306T3656	WC	FWQ1348	E	GLENN CHASITY	06/02/2022	11/16/2022	33488457	225.00
AT7	11030001	042	UT	CB	01/01/2022	306T3656	WC	FWQ1348	M	GLENN CHASITY	06/02/2022	11/16/2022	33488458	294.30
AT7	16110400	042	UT	CB	01/01/2022	306T3656	WC	FXB6458	M	GARDNER BRADLEY G	08/10/2022	11/16/2022	33488985	76.30
AT7	11910002	042	UT	CB	01/01/2022	306T3656	WC	FXB8668	M	RAY BRADEN	08/22/2022	11/16/2022	33489329	32.70
AT7	16080003002	042	UT	CB	01/01/2022	306T3656	WC	FXB9978	E	HENDERSON MARK	08/26/2022	11/16/2022	33489902	130.00
AT7	16080003002	042	UT	CB	01/01/2022	306T3656	WC	FXB9978	M	HENDERSON MARK	08/26/2022	11/16/2022	33489903	43.60
AT7	16110500	042	UT	CB	01/01/2022	306T3656	WC	FXL2239	M	VALDOVINOS BERNAR	09/08/2022	11/16/2022	33489992	76.30
AT7	14640020	042	UT	CB	01/01/2022	306T3656	WC	FXL2110	M	MCKEE MITCHELL	09/07/2022	11/16/2022	33490205	10.90
AT7	14480011018	042	UT	CB	01/01/2022	306T3656	WC	FXL5132	M	HEWARD MIKE	09/19/2022	11/16/2022	33491174	130.80
AT7	14480022044	042	UT	CB	01/01/2022	306T3656	WC	FWQ2255	M	EPPERSON REBEKAH	06/09/2022	11/16/2022	33491257	21.80
AT7	14050001001	042	UT	CB	01/01/2022	306T3656	WC	FXL6681	E	BACKMAN DARREN	09/26/2022	11/16/2022	33492123	130.00
AT7	14050001001	042	UT	CB	01/01/2022	306T3656	WC	FXL6681	M	BACKMAN DARREN	09/26/2022	11/16/2022	33492124	218.00
AT7	13660003	042	UT	CB	01/01/2022	306T3656	WC	FWQ1661	M	ROBINSON ZACH	06/07/2022	11/16/2022	33492327	185.30
AT7	16080003003	042	UT	CB	01/01/2022	306T3656	WC	FXL7607	M	SMITH DUSTIN	10/04/2022	11/16/2022	33492407	21.80
AT7	14640024	042	UT	CB	01/01/2022	306T3656	WC	FXL7792	M	BONNER TYLER	10/05/2022	11/16/2022	33492535	89.32
AT7	14640024	042	UT	CB	01/01/2022	306T3656	WC	FXL7792	M	BONNER TYLER	10/05/2022	11/16/2022	33492536	327.00
AT7	14640024	042	UT	CB	01/01/2022	306T3656	WC	FXL7792	E	BONNER TYLER	10/05/2022	11/16/2022	33492537	130.00
AT7	14640024	042	UT	CB	01/01/2022	306T3656	WC	FXL7792	M	BONNER TYLER	10/05/2022	11/16/2022	33492538	381.50
AT7	14910	042	UT	CB	01/01/2022	306T3656	WC	FXL4106	M	NORTHUP THAROLD	09/06/2022	11/16/2022	33492809	152.60
AT7	12790	042	UT	CB	01/01/2022	306T3656	WC	FXL5697	M	LAW COLBY D	08/30/2022	11/16/2022	33492853	54.50
AT7	14640020	042	UT	CB	01/01/2021	306T3656	WC	FTK8634	M	LLOYD DAKOTA J	08/24/2021	11/16/2022	33492855	54.50
AT7	14300002	042	UT	CB	01/01/2022	306T3656	WC	FXL9525	M	HAWKINS VALISHIA	10/12/2022	11/16/2022	33493889	65.40
AT7	16690016	042	UT	CB	01/01/2022	306T3656	WC	FXB0866	E	GRIFFIN JENIFER L	06/02/2022	11/16/2022	33495474	130.00
AT7	16690016	042	UT	CB	01/01/2022	306T3656	WC	FXB0866	M	GRIFFIN JENIFER L	06/02/2022	11/16/2022	33495475	316.10
AT7	15130	042	UT	CB	01/01/2022	306T3656	WC	FXL4487	E	CHANDLER JOANN	08/31/2022	11/16/2022	33495745	130.00
AT7	15130	042	UT	CB	01/01/2022	306T3656	WC	FXL4487	M	CHANDLER JOANN	08/31/2022	11/16/2022	33495746	348.80
AT7	11830014	042	UT	CB	01/01/2022	306T3656	WC	FXW3535	E	AUSTIN TKIMBER	10/20/2022	11/16/2022	33496557	130.00

**CSS Worker's Compensation Disbursements  
Oct 2022 to Nov 2022 - By Check Number**

Client Code	Organization Code	Adjusting Office	State	Claim Designator	Policy Effective Date	Policy Number	Line	Claim Number	Payment Type	Claimant Name	Loss Date	Charge Date	Check Number	Check Amount
AT7	11830014	042	UT	CB	01/01/2022	306T3656	WC	FXW3535	M	AUSTIN TKIMBER	10/20/2022	11/16/2022	33496558	87.20
AT7	13230	042	UT	CB	01/01/1993	306T4813	WC	A4J7027	M	SERASSIO DARLA	10/15/1993	11/23/2022	33497739	130.80
AT7	10640	042	UT	CB	01/01/2016	306T3656	WC	ESL7571	M	BATES LAURIE	01/19/2016	11/23/2022	33498008	76.30
AT7	14480022034	042	UT	CB	01/01/2017	306T3656	WC	FAE5939	M	KOHLER TALON	07/08/2017	11/23/2022	33498247	32.70
AT7	13660003	042	UT	CB	01/01/2015	306T3656	WC	E3W2365	E	CHUCHRAN JARED A	05/30/2015	11/23/2022	33498436	130.00
AT7	13660003	042	UT	CB	01/01/2015	306T3656	WC	E3W2365	M	CHUCHRAN JARED A	05/30/2015	11/23/2022	33498437	32.70
AT7	13640004	042	UT	CB	01/01/2020	306T3656	WC	FPZ8038	M	RUNOLFSON GABRIEL	07/02/2020	11/23/2022	33499889	10.90
AT7	12690002	042	UT	CB	01/01/2021	306T3656	WC	FSS2485	M	MORROW JOSHUA	04/18/2021	11/23/2022	33500872	76.30
AT7	11200004	042	UT	CB	01/01/2021	306T3656	WC	FTA0846	M	EVANS MATTHEW	06/01/2021	11/23/2022	33501224	32.70
AT7	17950	042	UT	CB	01/01/2021	306T3656	WC	FTK4591	M	WILSON JACKIE	07/26/2021	11/23/2022	33502458	10.90
AT7	14480022042	042	UT	CB	01/01/2021	306T3656	WC	FUB4266	M	COX HYRUM	11/12/2021	11/23/2022	33502929	43.60
AT7	11460	042	UT	CB	01/01/2022	306T3656	WC	FVC5842	M	BRAILSFORD LORETT	02/02/2022	11/23/2022	33504151	54.50
AT7	16080001003	042	UT	CB	01/01/2021	306T3656	WC	FVC8797	M	WOOD THOMAS	11/24/2021	11/23/2022	33504544	98.10
AT7	12600006	042	UT	CB	01/01/2022	306T3656	WC	FVK2278	M	WIDDISON JACK	03/02/2022	11/23/2022	33504820	130.80
AT7	16080003003	042	UT	CB	01/01/2022	306T3656	WC	FVK1708	M	FLYGARE TYLER	03/03/2022	11/23/2022	33504910	21.80
AT7	13200008	042	UT	CB	01/01/2022	306T3656	WC	FVK7077	M	FLAIG PAUL	03/29/2022	11/23/2022	33505379	43.60
AT7	14050003005	042	UT	CB	01/01/2022	306T3656	WC	FWK4212	E	PETERSON MASON	05/02/2022	11/23/2022	33506262	260.00
AT7	14050003005	042	UT	CB	01/01/2022	306T3656	WC	FWK4212	M	PETERSON MASON	05/02/2022	11/23/2022	33506263	21.80
AT7	12480	042	UT	CB	01/01/2022	306T3656	WC	FWQ0804	M	MCCANDLESS DONALD	06/03/2022	11/23/2022	33507284	10.90
AT7	16080001005	042	UT	CB	01/01/2022	306T3656	WC	FWK2634	M	ROSS TODD	04/07/2022	11/23/2022	33507439	76.30
AT7	12060	042	UT	CB	01/01/2022	306T3656	WC	FWQ0607	M	TURNER LACY	06/02/2022	11/23/2022	33507696	21.80
AT7	15080003	042	UT	CB	01/01/2022	306T3656	WC	FWQ3568	M	GINES RICK	06/15/2022	11/23/2022	33508020	65.40
AT7	12060	042	UT	CB	01/01/2022	306T3656	WC	FWQ3082	M	SHUPE RUSTIN	06/09/2022	11/23/2022	33508743	152.60
AT7	11660003	042	UT	CB	01/01/2022	306T3656	WC	FWQ9909	M	VEGA ROMAN	07/13/2022	11/23/2022	33508927	43.60
AT7	16690010	042	UT	CB	01/01/2022	306T3656	WC	FWQ9278	E	YAMASHITA JILL	06/19/2022	11/23/2022	33509110	130.00
AT7	16690010	042	UT	CB	01/01/2022	306T3656	WC	FWQ9278	M	YAMASHITA JILL	06/19/2022	11/23/2022	33509111	43.60
AT7	14260001	042	UT	CB	01/01/2022	306T3656	WC	FWQ2612	E	NEWMAN KATHRYN	06/01/2022	11/23/2022	33510204	95.00
AT7	11030001	042	UT	CB	01/01/2022	306T3656	WC	FWQ1348	M	GLENN CHASITY	06/02/2022	11/23/2022	33510704	76.30
AT7	10480020	042	UT	CB	01/01/2022	306T3656	WC	FWQ8600	E	CLARK JENNAFER	07/06/2022	11/23/2022	33510811	130.00
AT7	10480020	042	UT	CB	01/01/2022	306T3656	WC	FWQ8600	M	CLARK JENNAFER	07/06/2022	11/23/2022	33510812	141.70
AT7	14140006	042	UT	CB	01/01/2022	306T3656	WC	FXB5750	E	PALMER JACOB	08/09/2022	11/23/2022	33510969	130.00
AT7	14140006	042	UT	CB	01/01/2022	306T3656	WC	FXB5750	M	PALMER JACOB	08/09/2022	11/23/2022	33510970	87.20
AT7	16110400	042	UT	CB	01/01/2022	306T3656	WC	FXB6458	E	GARDNER BRADLEY G	08/10/2022	11/23/2022	33511188	225.00
AT7	16110400	042	UT	CB	01/01/2022	306T3656	WC	FXB6458	M	GARDNER BRADLEY G	08/10/2022	11/23/2022	33511189	65.40
AT7	11640003	042	UT	CB	01/01/2022	306T3656	WC	FXB9539	M	WALTON BLAKE	08/27/2022	11/23/2022	33511291	54.50
AT7	11910002	042	UT	CB	01/01/2022	306T3656	WC	FXB8668	M	RAY BRADEN	08/22/2022	11/23/2022	33511494	54.50
AT7	13020009	042	UT	CB	01/01/2022	306T3656	WC	FXL0453	M	COOK STETSON	08/30/2022	11/23/2022	33511604	43.60
AT7	14640020	042	UT	CB	01/01/2022	306T3656	WC	FXL2110	M	MCKEE MITCHELL	09/07/2022	11/23/2022	33512290	21.80
AT7	14480022044	042	UT	CB	01/01/2022	306T3656	WC	FWQ2255	M	EPPERSON REBEKAH	06/09/2022	11/23/2022	33513254	141.70

**CSS Worker's Compensation Disbursements  
Oct 2022 to Nov 2022 - By Check Number**

Client Code	Organization Code	Adjusting Office	State	Claim Designator	Policy Effective Date	Policy Number	Line	Claim Number	Payment Type	Claimant Name	Loss Date	Charge Date	Check Number	Check Amount
AT7	14050001001	042	UT	CB	01/01/2022	306T3656	WC	FXL6681	E	BACKMAN DARREN	09/26/2022	11/23/2022	33513971	95.00
AT7	16080003003	042	UT	CB	01/01/2022	306T3656	WC	FXL7607	M	SMITH DUSTIN	10/04/2022	11/23/2022	33514264	98.10
AT7	14640024	042	UT	CB	01/01/2022	306T3656	WC	FXL7792	M	BONNER TYLER	10/05/2022	11/23/2022	33514391	272.50
AT7	14910	042	UT	CB	01/01/2022	306T3656	WC	FXL4106	M	NORTHUP THAROLD	09/06/2022	11/23/2022	33514675	43.60
AT7	12790	042	UT	CB	01/01/2022	306T3656	WC	FXL5697	E	LAW COLBY D	08/30/2022	11/23/2022	33514714	260.00
AT7	12790	042	UT	CB	01/01/2022	306T3656	WC	FXL5697	M	LAW COLBY D	08/30/2022	11/23/2022	33514715	130.80
AT7	14640020	042	UT	CB	01/01/2021	306T3656	WC	FTK8634	M	LLOYD DAKOTA J	08/24/2021	11/23/2022	33514719	87.20
AT7	11640003	042	UT	CB	01/01/2022	306T3656	WC	FXL9511	E	RICHEY JEFFREY	10/11/2022	11/23/2022	33515259	130.00
AT7	11640003	042	UT	CB	01/01/2022	306T3656	WC	FXL9511	M	RICHEY JEFFREY	10/11/2022	11/23/2022	33515260	228.90
AT7	14300002	042	UT	CB	01/01/2022	306T3656	WC	FXL9525	M	HAWKINS VALISHIA	10/12/2022	11/23/2022	33515721	141.70
AT7	12110003	042	UT	CB	01/01/2022	306T3656	WC	FXL9380	E	CLAY CAMPBELL	10/06/2022	11/23/2022	33515925	130.00
AT7	12110003	042	UT	CB	01/01/2022	306T3656	WC	FXL9380	M	CLAY CAMPBELL	10/06/2022	11/23/2022	33515926	109.00
AT7	16690016	042	UT	CB	01/01/2022	306T3656	WC	FXB0866	M	GRIFFIN JENIFER L	06/02/2022	11/23/2022	33516911	54.50
AT7	15130	042	UT	CB	01/01/2022	306T3656	WC	FXL4487	M	CHANDLER JOANN	08/31/2022	11/23/2022	33517059	87.20
AT7	14050003005	042	UT	CB	01/01/2022	306T3656	WC	FXW1362	M	CURTIS HSANCHEZ	05/26/2022	11/23/2022	33517525	32.70
AT7	11830014	042	UT	CB	01/01/2022	306T3656	WC	FXW3535	M	AUSTIN TKIMBER	10/20/2022	11/23/2022	33517666	152.60
AT7	16110114	095	UT	CM	01/01/2022	306T3656	WC	FXL0626	M	JUDD DAREN W	08/31/2022	11/23/2022	33519066	109.00
AT7	13660003	042	UT	CB	01/01/2015	306T3656	WC	E3W2365	M	CHUCHRAN JARED A	05/30/2015	11/30/2022	33521182	21.80
AT7	13640004	042	UT	CB	01/01/2020	306T3656	WC	FPZ8038	M	RUNOLFSON GABRIEL	07/02/2020	11/30/2022	33522734	163.50
AT7	12690002	042	UT	CB	01/01/2021	306T3656	WC	FSS2485	M	MORROW JOSHUA	04/18/2021	11/30/2022	33523692	43.60
AT7	11200004	042	UT	CB	01/01/2021	306T3656	WC	FTA0846	M	EVANS MATTHEW	06/01/2021	11/30/2022	33524034	65.40
AT7	17950	042	UT	CB	01/01/2021	306T3656	WC	FTK4591	M	WILSON JACKIE	07/26/2021	11/30/2022	33525261	87.20
AT7	14480022042	042	UT	CB	01/01/2021	306T3656	WC	FUB4266	M	COX HYRUM	11/12/2021	11/30/2022	33525759	54.50
AT7	13020009	042	UT	CB	01/01/2021	306T3656	WC	FUB9345	E	JOHNSON RANDY L	12/10/2021	11/30/2022	33526072	130.00
AT7	13020009	042	UT	CB	01/01/2021	306T3656	WC	FUB9345	M	JOHNSON RANDY L	12/10/2021	11/30/2022	33526073	98.10
AT7	11460	042	UT	CB	01/01/2022	306T3656	WC	FVC5842	M	BRAILSFORD LORETT	02/02/2022	11/30/2022	33526975	21.80
AT7	13980014	042	UT	CB	01/01/2021	306T3656	WC	FUB6482	M	MCBRIDE TRAVIS	11/17/2021	11/30/2022	33527147	21.80
AT7	12600006	042	UT	CB	01/01/2022	306T3656	WC	FVK2278	M	WIDDISON JACK	03/02/2022	11/30/2022	33527619	54.50
AT7	16080003003	042	UT	CB	01/01/2022	306T3656	WC	FVK1708	M	FLYGARE TYLER	03/03/2022	11/30/2022	33527700	54.50
AT7	11030002	042	UT	CB	01/01/2022	306T3656	WC	FVK1229	M	FORBES CHARLES	03/01/2022	11/30/2022	33528142	54.50
AT7	13200008	042	UT	CB	01/01/2022	306T3656	WC	FVK7077	M	FLAIG PAUL	03/29/2022	11/30/2022	33528179	21.80
AT7	11030005	042	UT	CB	01/01/2022	306T3656	WC	FVK9877	M	SCOTT JEFFREY	04/11/2022	11/30/2022	33528473	54.50
AT7	14930002	042	UT	CB	01/01/2022	306T3656	WC	FVK6954	M	FILLER JOHN	03/28/2022	11/30/2022	33529858	32.70
AT7	12480	042	UT	CB	01/01/2022	306T3656	WC	FWQ0804	M	MCCANDLESS DONALD	06/03/2022	11/30/2022	33530055	32.70
AT7	16080001005	042	UT	CB	01/01/2022	306T3656	WC	FWK2634	M	ROSS TODD	04/07/2022	11/30/2022	33530212	141.70
AT7	12830	042	UT	CB	01/01/2022	306T3656	WC	FWK9510	M	ROWSER TYLER	05/29/2022	11/30/2022	33530596	109.00
AT7	15080003	042	UT	CB	01/01/2022	306T3656	WC	FWQ3568	E	GINES RICK	06/15/2022	11/30/2022	33530762	130.00
AT7	15080003	042	UT	CB	01/01/2022	306T3656	WC	FWQ3568	M	GINES RICK	06/15/2022	11/30/2022	33530763	98.10
AT7	12060	042	UT	CB	01/01/2022	306T3656	WC	FWQ3082	M	SHUPE RUSTIN	06/09/2022	11/30/2022	33531502	98.10

**CSS Worker's Compensation Disbursements  
Oct 2022 to Nov 2022 - By Check Number**

Client Code	Organization Code	Adjusting Office	State	Claim Designator	Policy Effective Date	Policy Number	Line	Claim Number	Payment Type	Claimant Name	Loss Date	Charge Date	Check Number	Check Amount
AT7	11660003	042	UT	CB	01/01/2022	306T3656	WC	FWQ9909	E	VEGA ROMAN	07/13/2022	11/30/2022	33531696	130.00
AT7	11660003	042	UT	CB	01/01/2022	306T3656	WC	FWQ9909	M	VEGA ROMAN	07/13/2022	11/30/2022	33531697	98.10
AT7	16690010	042	UT	CB	01/01/2022	306T3656	WC	FWQ9278	M	YAMASHITA JILL	06/19/2022	11/30/2022	33531866	119.90
AT7	14580005	042	UT	CB	01/01/2022	306T3656	WC	FWQ9128	M	JENSEN MELISSA	07/05/2022	11/30/2022	33532326	10.90
AT7	14260001	042	UT	CB	01/01/2022	306T3656	WC	FWQ2612	M	NEWMAN KATHRYN	06/01/2022	11/30/2022	33532888	32.70
AT7	11030001	042	UT	CB	01/01/2022	306T3656	WC	FWQ1348	E	GLENN CHASITY	06/02/2022	11/30/2022	33533392	130.00
AT7	11030001	042	UT	CB	01/01/2022	306T3656	WC	FWQ1348	M	GLENN CHASITY	06/02/2022	11/30/2022	33533393	87.20
AT7	10480020	042	UT	CB	01/01/2022	306T3656	WC	FWQ8600	M	CLARK JENNAFER	07/06/2022	11/30/2022	33533483	54.50
AT7	14140006	042	UT	CB	01/01/2022	306T3656	WC	FXB5750	M	PALMER JACOB	08/09/2022	11/30/2022	33533653	32.70
AT7	16110400	042	UT	CB	01/01/2022	306T3656	WC	FXB6458	M	GARDNER BRADLEY G	08/10/2022	11/30/2022	33533862	76.30
AT7	11640003	042	UT	CB	01/01/2022	306T3656	WC	FXB9539	M	WALTON BLAKE	08/27/2022	11/30/2022	33533951	30.00
AT7	16080003002	042	UT	CB	01/01/2022	306T3656	WC	FXB9978	M	HENDERSON MARK	08/26/2022	11/30/2022	33534636	130.80
AT7	14480011018	042	UT	CB	01/01/2022	306T3656	WC	FXL5132	M	HEWARD MIKE	09/19/2022	11/30/2022	33535719	10.90
AT7	14050001001	042	UT	CB	01/01/2022	306T3656	WC	FXL6681	E	BACKMAN DARREN	09/26/2022	11/30/2022	33536489	130.00
AT7	14050001001	042	UT	CB	01/01/2022	306T3656	WC	FXL6681	M	BACKMAN DARREN	09/26/2022	11/30/2022	33536490	130.80
AT7	14640024	042	UT	CB	01/01/2022	306T3656	WC	FXL7792	E	BONNER TYLER	10/05/2022	11/30/2022	33536864	130.00
AT7	14640024	042	UT	CB	01/01/2022	306T3656	WC	FXL7792	M	BONNER TYLER	10/05/2022	11/30/2022	33536865	152.60
AT7	14910	042	UT	CB	01/01/2022	306T3656	WC	FXL4106	M	NORTHUP THAROLD	09/06/2022	11/30/2022	33537107	32.70
AT7	12790	042	UT	CB	01/01/2022	306T3656	WC	FXL5697	M	LAW COLBY D	08/30/2022	11/30/2022	33537142	54.50
AT7	11640003	042	UT	CB	01/01/2022	306T3656	WC	FXL9511	M	RICHEY JEFFREY	10/11/2022	11/30/2022	33537685	10.90
AT7	12110003	042	UT	CB	01/01/2022	306T3656	WC	FXL9380	M	CLAY CAMPBELL	10/06/2022	11/30/2022	33538260	32.70
AT7	13230001	042	UT	CB	01/01/2022	306T3656	WC	FXL5025	E	BRICKEY DAVID R	09/21/2022	11/30/2022	33538551	600.00
AT7	16690016	042	UT	CB	01/01/2022	306T3656	WC	FXB0866	M	GRIFFIN JENIFER L	06/02/2022	11/30/2022	33539102	32.70
AT7	14050003005	042	UT	CB	01/01/2022	306T3656	WC	FXW1362	E	CURTIS HSANCHEZ	05/26/2022	11/30/2022	33539612	10.90
AT7	16080001001	042	UT	CB	01/01/2022	306T3656	WC	FXW3438	E	GREG VANDER WERFF	10/27/2022	11/30/2022	33539636	65.40
AT7	11830014	042	UT	CB	01/01/2022	306T3656	WC	FXW3535	M	AUSTIN TKIMBER	10/20/2022	11/30/2022	33539729	54.50
AT7	16110114	095	UT	CM	01/01/2022	306T3656	WC	FXL0626	E	JUDD DAREN W	08/31/2022	11/30/2022	33540600	130.00
AT7	16110114	095	UT	CM	01/01/2022	306T3656	WC	FXL0626	M	JUDD DAREN W	08/31/2022	11/30/2022	33540601	207.10
AT7	16080001003	095	UT	CM	01/01/2022	306T3656	WC	FWK8363	E	ERICKSON JACOB	05/22/2022	11/30/2022	33541019	163.50
AT7	14480022042	042	UT	CB	01/01/2022	306T3656	WC	FXW6660	M	GARY COFFEY	11/11/2022	11/30/2022	33541500	327.00
AT7	10480002	095	UT	CM	01/01/2022	306T3656	WC	FXW1266	E	TAYLOR COX	10/09/2022	11/30/2022	33541832	260.00
AT7	10480002	095	UT	CM	01/01/2022	306T3656	WC	FXW1266	M	TAYLOR COX	10/09/2022	11/30/2022	33541833	152.60
AT7	13580	042	UT	CB	01/01/2021	306T3656	WC	FRU2531	C	NAKAI RITA	01/05/2021	10/03/2022	68056021	722.00
AT7	16110211	042	UT	CB	01/01/2021	306T3656	WC	FTK0277	C	GRACIA LIONEL R	07/16/2021	10/03/2022	68056022	1,384.00
AT7	14480022042	042	UT	CB	01/01/2021	306T3656	WC	FUB4266	C	COX HYRUM	11/12/2021	10/03/2022	68056023	1,688.59
AT7	11460	042	UT	CB	01/01/2022	306T3656	WC	FVC5842	C	BRAILSFORD LORETT	02/02/2022	10/03/2022	68056024	320.00
AT7	13200008	042	UT	CB	01/01/2022	306T3656	WC	FVK7077	C	FLAIG PAUL	03/29/2022	10/03/2022	68056025	1,804.00
AT7	11640005	095	UT	CM	01/01/2022	306T3656	WC	FWQ7827	M	GRASER TROY	07/02/2022	10/03/2022	68056139	100.59
AT7	13030	042	UT	CB	01/01/2020	306T3656	WC	FQM2193	E	VANBEEKUM RON	08/02/2020	10/04/2022	68057085	17.90



**CSS Worker's Compensation Disbursements  
Oct 2022 to Nov 2022 - By Check Number**

Client Code	Organization Code	Adjusting Office	State	Claim Designator	Policy Effective Date	Policy Number	Line	Claim Number	Payment Type	Claimant Name	Loss Date	Charge Date	Check Number	Check Amount
AT7	14260001	042	UT	CB	01/01/2022	306T3656	WC	FWQ2612	C	NEWMAN KATHRYN	06/01/2022	10/05/2022	68057234	285.72
AT7	14140006	042	UT	CB	01/01/2022	306T3656	WC	FXB5750	C	PALMER JACOB	08/09/2022	10/05/2022	68057235	858.81
AT7	14140006	042	UT	CB	01/01/2022	306T3656	WC	FXB5750	C	PALMER JACOB	08/09/2022	10/05/2022	68057236	146.29
AT7	14140006	042	UT	CB	01/01/2022	306T3656	WC	FXB5750	C	PALMER JACOB	08/09/2022	10/05/2022	68057237	161.48
AT7	14140006	042	UT	CB	01/01/2022	306T3656	WC	FXB5750	C	PALMER JACOB	08/09/2022	10/05/2022	68057238	91.43
AT7	16110500	042	UT	CB	01/01/2022	306T3656	WC	FXL2239	C	VALDOVINOS BERNAR	09/08/2022	10/05/2022	68057239	175.73
AT7	16110500	042	UT	CB	01/01/2022	306T3656	WC	FXL2239	C	VALDOVINOS BERNAR	09/08/2022	10/05/2022	68057240	351.41
AT7	14480011018	042	UT	CB	01/01/2022	306T3656	WC	FXL5132	C	MIKE HEWARD	09/19/2022	10/05/2022	68057242	786.00
AT7	15320001	095	UT	CM	01/01/2022	306T3656	WC	FWQ1765	M	HOLT SENICCA A	05/06/2022	10/05/2022	68058050	123.75
AT7	15320001	095	UT	CM	01/01/2022	306T3656	WC	FXB5653	M	DYKENS SHAUN R	07/23/2022	10/05/2022	68058050	368.10
AT7	16110200	042	UT	CB	01/01/2022	306T3656	WC	FXL3353	M	SEELY AMMON L	09/13/2022	10/05/2022	68058176	671.68
AT7	12830	042	UT	CB	01/01/2022	306T3656	WC	FWK9510	M	ROWSER TYLER	05/29/2022	10/05/2022	68058184	270.90
AT7	11640003	095	UT	CM	01/01/2022	306T3656	WC	FWQ0448	M	WILLIAM COLEMAN	05/31/2022	10/05/2022	68058221	130.00
AT7	13510003	042	UT	CB	01/01/2022	306T3656	WC	FXB4101	M	KILPATRICK DREW	08/03/2022	10/05/2022	68058248	403.65
AT7	14740003	042	UT	CB	01/01/2021	306T3656	WC	FTA3397	M	OBRAY TANNER	06/11/2021	10/05/2022	68058252	595.51
AT7	15130	042	UT	CB	01/01/2021	306T3656	WC	FUB0202	M	WEAVER TERI	10/25/2021	10/05/2022	68058252	42.43
AT7	12380	042	UT	CB	01/01/2009	306T3656	WC	A4J4807	M	BRADSHAW TOM G	07/13/2009	10/05/2022	68058291	128.21
AT7	11860	042	UT	CB	01/01/2011	306T3656	WC	EPU2290	M	WOOD SAMUEL J	06/16/2011	10/05/2022	68058291	70.91
AT7	14140006	042	UT	CB	01/01/2022	306T3656	WC	FXB5750	M	PALMER JACOB	08/09/2022	10/05/2022	68058475	11,686.47
AT7	14050001001	042	UT	CB	01/01/2021	306T3656	WC	FTA7813	M	CRNICH ANDY S	07/02/2021	10/05/2022	68058710	70.91
AT7	16080003002	042	UT	CB	01/01/2022	306T3656	WC	FXB9978	M	HENDERSON MARK	08/26/2022	10/05/2022	68058736	120.96
AT7	16080003003	042	UT	CB	01/01/2022	306T3656	WC	FXL4485	M	EARL DPARK	09/01/2022	10/05/2022	68058736	220.64
AT7	16080003003	095	UT	CM	01/01/2022	306T3656	WC	FXL2034	M	JASON COBLE	03/07/2022	10/05/2022	68058737	214.40
AT7	17950	042	UT	CB	01/01/2021	306T3656	WC	FTK4591	M	WILSON JACKIE	07/26/2021	10/05/2022	68058738	22.62
AT7	16080003004	042	UT	CB	01/01/2022	306T3656	WC	FVK9299	M	TAYLOR DARRAN	01/23/2022	10/05/2022	68058738	135.52
AT7	16080003002	042	UT	CB	01/01/2022	306T3656	WC	FXB9978	M	HENDERSON MARK	08/26/2022	10/05/2022	68058738	11.60
AT7	13660003	042	UT	CB	01/01/2022	306T3656	WC	FWK8509	M	LUERA DERRICK	05/23/2022	10/05/2022	68058779	520.00
AT7	14480022044	042	UT	CB	01/01/2022	306T3656	WC	FWQ2255	M	EPPERSON REBEKAH	06/09/2022	10/05/2022	68058993	277.20
AT7	14580005	042	UT	CB	01/01/2022	306T3656	WC	FWQ9128	M	JENSEN MELISSA	07/05/2022	10/05/2022	68059014	3,140.17
AT7	16110200	042	UT	CB	01/01/2022	306T3656	WC	FXL3353	M	SEELY AMMON L	09/13/2022	10/05/2022	68059248	285.60
AT7	10810	042	UT	CB	01/01/1998	306T4813	WC	A4J7023	M	PATTERSON WILLIAM	09/25/1998	10/05/2022	68059280	105.23
AT7	10610006	095	UT	CM	01/01/2022	306T3656	WC	FWQ7818	M	DAVID WDAVIS	07/02/2022	10/05/2022	68059304	2,285.97
AT7	14250	095	UT	CM	01/01/2022	306T3656	WC	FWQ4462	M	GILES TANNER	06/16/2022	10/05/2022	68059403	105.74
AT7	14250	095	UT	CM	01/01/2022	306T3656	WC	FXL0028	M	JUSTIN RITTER	08/27/2022	10/05/2022	68059403	130.07
AT7	13020009	042	UT	CB	01/01/2021	306T3656	WC	FUB9345	M	JOHNSON RANDY L	12/10/2021	10/05/2022	68059415	114.95
AT7	14140006	042	UT	CB	01/01/2022	306T3656	WC	FXB5750	M	PALMER JACOB	08/09/2022	10/05/2022	68059464	70.91
AT7	10640	042	UT	CB	01/01/2016	306T3656	WC	ESL7571	M	BATES LAURIE	01/19/2016	10/05/2022	68059509	98.71
AT7	16110211	042	UT	CB	01/01/2021	306T3656	WC	FTK0277	M	GRACIA LIONEL R	07/16/2021	10/05/2022	68059509	88.74
AT7	14140006	042	UT	CB	01/01/2021	306T3656	WC	FVK2232	M	ESPINOZA DANIEL	12/29/2021	10/05/2022	68059509	904.41

**CSS Worker's Compensation Disbursements  
Oct 2022 to Nov 2022 - By Check Number**

Client Code	Organization Code	Adjusting Office	State	Claim Designator	Policy Effective Date	Policy Number	Line	Claim Number	Payment Type	Claimant Name	Loss Date	Charge Date	Check Number	Check Amount
AT7	11310	042	UT	CB	01/01/2022	306T3656	WC	FXB4525	M	PACE MATTHEW	08/05/2022	10/05/2022	68059509	420.70
AT7	14260004	042	UT	CB	01/01/2022	306T3656	WC	FXL0472	M	KEARL COBY	08/30/2022	10/05/2022	68059509	868.54
AT7		095	UT	CM	01/01/2022	306T3656	WC	FXL4989	M	CLOYD BRINKERHOFF	08/30/2022	10/05/2022	68059510	88.74
AT7	14050003005	042	UT	CB	01/01/2022	306T3656	WC	FWK4212	M	PETERSON MASON	05/02/2022	10/05/2022	68059511	100.17
AT7	16080001003	095	UT	CM	01/01/2022	306T3656	WC	FWK8363	M	ERICKSON JACOB	05/22/2022	10/05/2022	68059512	243.45
AT7	16140005	042	UT	CB	01/01/2022	306T3656	WC	FWK9853	M	WEESE TAMRA	05/24/2022	10/05/2022	68059513	588.16
AT7	12070	042	UT	CB	01/01/2008	306T3656	WC	A9E3676	M	DOMINGO MANUEL	01/21/2008	10/05/2022	68059514	296.24
AT7	12960008	042	UT	CB	01/01/2021	306T3656	WC	FTK4420	M	OLESON PAUL	08/01/2021	10/05/2022	68059515	1,531.44
AT7	12210001	095	UT	CM	01/01/2022	306T3656	WC	FWQ8765	M	WUDEL KATE	07/04/2022	10/05/2022	68059518	292.03
AT7	11200004	042	UT	CB	01/01/2021	306T3656	WC	FTA0846	M	EVANS MATTHEW	06/01/2021	10/05/2022	68059520	459.00
AT7	13980008	042	UT	CB	01/01/2022	306T3656	WC	FKK0481	M	ORTON SHAUN	02/25/2022	10/05/2022	68059520	1,123.80
AT7	13580	042	UT	CB	01/01/2021	306T3656	WC	FRU2531	M	NAKAI RITA	01/05/2021	10/05/2022	68059521	89.13
AT7	16080003003	042	UT	CB	01/01/2022	306T3656	WC	FVK1708	M	FLYGARE TYLER	03/03/2022	10/05/2022	68059522	732.60
AT7	14580010	042	UT	CB	01/01/2019	306T3656	WC	FKV9107	M	MANNING AMMON	01/07/2019	10/05/2022	68059523	432.00
AT7	14010	042	UT	CB	01/01/2022	306T3656	WC	FXB0775	M	CHADD JAMES R	07/18/2022	10/05/2022	68059524	117.45
AT7	13980008	095	UT	CM	01/01/2022	306T3656	WC	FWK7861	M	DECENA ANTONIO	05/18/2022	10/05/2022	68059525	21.50
AT7	10750007	095	UT	CM	01/01/2022	306T3656	WC	FXL1479	M	YARRINGTON DAVID	09/01/2022	10/05/2022	68059525	59.06
AT7	14480022030	095	UT	CM	01/01/2022	306T3656	WC	FXB6681	M	JACKSON AMBER	08/13/2022	10/05/2022	68059526	43.37
AT7	11690007	095	UT	CM	01/01/2022	306T3656	WC	FXB7231	M	BROWN CODY	08/15/2022	10/05/2022	68059526	59.06
AT7	15320018	095	UT	CM	01/01/2022	306T3656	WC	FXB6229	M	DENNIS RGARDNER	08/02/2022	10/05/2022	68059527	264.54
AT7	13060007	042	UT	CB	01/01/2022	306T3656	WC	FXB5588	M	CAMMANS JANARIE	08/07/2022	10/05/2022	68059542	2,549.70
AT7	12480	042	UT	CB	01/01/2022	306T3656	WC	FWQ0804	M	MCCANDLESS DONALD	06/03/2022	10/05/2022	68059543	354.68
AT7	16080003002	042	UT	CB	01/01/2022	306T3656	WC	FXB9978	M	HENDERSON MARK	08/26/2022	10/05/2022	68059543	90.43
AT7	16080003003	042	UT	CB	01/01/2022	306T3656	WC	FXL4485	M	EARL DPARK	09/01/2022	10/05/2022	68059543	87.50
AT7	16080001003	095	UT	CM	01/01/2022	306T3656	WC	FWK8363	M	ERICKSON JACOB	05/22/2022	10/05/2022	68059544	415.81
AT7	16080001003	095	UT	CM	01/01/2022	306T3656	WC	FWQ6530	M	JENSEN RYAN	04/16/2022	10/05/2022	68059544	86.81
AT7	16080001001	095	UT	CM	01/01/2022	306T3656	WC	FWQ6950	M	SHIRVANI JASON	06/30/2022	10/05/2022	68059544	87.50
AT7	14480022045	095	UT	CM	01/01/2022	306T3656	WC	FXL1647	M	MICHALEK JEREMY E	09/06/2022	10/05/2022	68059610	645.85
AT7	11030002	042	UT	CB	01/01/2022	306T3656	WC	FXB5218	M	BRADSHAW NICK	08/03/2022	10/05/2022	68059616	382.49
AT7	13660001	042	UT	CB	01/01/2022	306T3656	WC	FXB8886	M	LOPICCOLO CINDY	08/24/2022	10/05/2022	68059616	3,264.41
AT7	14260004	042	UT	CB	01/01/2022	306T3656	WC	FXL0472	M	KEARL COBY	08/30/2022	10/05/2022	68059617	2,792.68
AT7	11910002	042	UT	CB	01/01/2022	306T3656	WC	FXB8668	M	RAY BRADEN	08/22/2022	10/05/2022	68059618	184.60
AT7	16110500	042	UT	CB	01/01/2022	306T3656	WC	FXL2239	M	VALDOVINOS BERNAR	09/08/2022	10/05/2022	68059618	893.56
AT7	14640009	042	UT	CB	01/01/2022	306T3656	WC	FXB5913	M	LEE NATHAN	05/05/2022	10/05/2022	68059619	252.01
AT7	14640020	042	UT	CB	01/01/2022	306T3656	WC	FXL2110	M	MCKEE MITCHELL	09/07/2022	10/05/2022	68059619	3,513.96
AT7	12900	042	UT	CB	01/01/2022	306T3656	WC	FUY0378	M	MILLER RICK	01/05/2022	10/05/2022	68059620	323.20
AT7	16110211	042	UT	CB	01/01/2022	306T3656	WC	FXB8306	M	PAINTER CODY B	08/23/2022	10/05/2022	68059621	149.06
AT7	10020	095	UT	CM	01/01/2022	306T3656	WC	FWQ8837	M	ERICK SOLIS-GONZA	04/21/2022	10/05/2022	68059622	14.50
AT7	15320018	095	UT	CM	01/01/2022	306T3656	WC	FXB6229	M	DENNIS RGARDNER	08/02/2022	10/05/2022	68059622	110.20

**CSS Worker's Compensation Disbursements  
Oct 2022 to Nov 2022 - By Check Number**

Client Code	Organization Code	Adjusting Office	State	Claim Designator	Policy Effective Date	Policy Number	Line	Claim Number	Payment Type	Claimant Name	Loss Date	Charge Date	Check Number	Check Amount
AT7	16690025	042	UT	CB	01/01/2022	306T3656	WC	FVC9721	M	AWERKAMP ERIN B	02/21/2022	10/05/2022	68059623	111.30
AT7	14480011018	095	UT	CM	01/01/2022	306T3656	WC	FXB8992	M	RICHES CASEY	08/23/2022	10/05/2022	68059624	148.40
AT7	14480022030	095	UT	CM	01/01/2022	306T3656	WC	FXL3328	M	JOSE AHERNANDEZ G	06/03/2022	10/05/2022	68059624	209.35
AT7	14050001001	042	UT	CB	01/01/2022	306T3656	WC	FVC5017	M	CLOUSE EDWARD B	02/01/2022	10/05/2022	68059625	111.30
AT7	14050001001	042	UT	CB	01/01/2022	306T3656	WC	FVC5017	M	CLOUSE EDWARD B	02/01/2022	10/05/2022	68059626	118.16
AT7	16110211	042	UT	CB	01/01/2022	306T3656	WC	FVK0697	M	ARCHBOLD ISAAC R	02/28/2022	10/05/2022	68059627	204.54
AT7	15320001	095	UT	CM	01/01/2022	306T3656	WC	FXB5653	M	DYKENS SHAUN R	07/23/2022	10/05/2022	68059628	148.40
AT7	15320018	095	UT	CM	01/01/2022	306T3656	WC	FXB6229	M	DENNIS RGARDNER	08/02/2022	10/05/2022	68059628	148.40
AT7	14660002	095	UT	CM	01/01/2022	306T3656	WC	FXL0646	M	CLARK APRIL M	08/29/2022	10/05/2022	68059629	148.40
AT7	10750007	095	UT	CM	01/01/2022	306T3656	WC	FXL1479	M	YARRINGTON DAVID	09/01/2022	10/05/2022	68059629	451.02
AT7	16620	095	UT	CM	01/01/2022	306T3656	WC	FXL4920	M	GAIGE MILLS	04/07/2022	10/05/2022	68059630	239.08
AT7	13020009	042	UT	CB	01/01/2022	306T3656	WC	FXL0453	M	COOK STETSON	08/30/2022	10/05/2022	68059631	111.30
AT7	15130	042	UT	CB	01/01/2022	306T3656	WC	FXL2781	M	BRET KHOLMES	09/12/2022	10/05/2022	68059632	186.34
AT7	13230004	095	UT	CM	01/01/2022	306T3656	WC	FXL2272	M	CHRISTOPH BOWLES	09/07/2022	10/05/2022	68059633	111.30
AT7	14260003	095	UT	CM	01/01/2022	306T3656	WC	FXL3954	M	TARA LBUCKWAY	08/31/2022	10/05/2022	68059634	148.22
AT7	12810003	095	UT	CM	01/01/2022	306T3656	WC	FXB4949	M	RUBIO-COLLINS LUI	08/02/2022	10/05/2022	68059635	1,680.98
AT7	11870	095	UT	CM	01/01/2022	306T3656	WC	FWK9682	M	JEWKES DEBRA	05/26/2022	10/05/2022	68059637	1,457.31
AT7	15320018	095	UT	CM	01/01/2022	306T3656	WC	FXB6229	M	DENNIS RGARDNER	08/02/2022	10/05/2022	68059637	1,838.29
AT7	13200008	042	UT	CB	01/01/2022	306T3656	WC	FVK7077	M	FLAIG PAUL	03/29/2022	10/05/2022	68059638	760.12
AT7	14260004	042	UT	CB	01/01/2022	306T3656	WC	FXL0472	M	KEARL COBY	08/30/2022	10/05/2022	68059638	13,906.14
AT7	13200007	095	UT	CM	01/01/2022	306T3656	WC	FWQ3162	M	PHILLIPS MATTHEW	06/10/2022	10/05/2022	68059639	572.28
AT7	16690025	042	UT	CB	01/01/2022	306T3656	WC	FVC9721	M	AWERKAMP ERIN B	02/21/2022	10/05/2022	68059640	618.50
AT7	13020009	042	UT	CB	01/01/2022	306T3656	WC	FXL0453	M	COOK STETSON	08/30/2022	10/05/2022	68059640	238.10
AT7	10020	095	UT	CM	01/01/2022	306T3656	WC	FWQ8837	M	ERICK SOLIS-GONZA	04/21/2022	10/05/2022	68059641	262.26
AT7	14260004	042	UT	CB	01/01/2022	306T3656	WC	FXL0472	M	KEARL COBY	08/30/2022	10/05/2022	68059642	202.02
AT7	13160001	095	UT	CM	01/01/2022	306T3656	WC	FWK2057	M	HEATH LPAYTON	04/21/2022	10/05/2022	68059643	761.46
AT7	11910002	095	UT	CM	01/01/2022	306T3656	WC	FXB8664	M	NICHOLAS TOBLER	08/22/2022	10/05/2022	68059644	478.67
AT7	11200004	042	UT	CB	01/01/2021	306T3656	WC	FTA0846	M	EVANS MATTHEW	06/01/2021	10/05/2022	68059645	3,143.58
AT7	13020009	042	UT	CB	01/01/2021	306T3656	WC	FUB9345	M	JOHNSON RANDY L	12/10/2021	10/05/2022	68059645	58.98
AT7	16690010	095	UT	CM	01/01/2022	306T3656	WC	FVK4945	M	DAVID LIND	03/06/2022	10/05/2022	68059646	917.61
AT7	14640020	042	UT	CB	01/01/2022	306T3656	WC	FXL2110	M	MCKEE MITCHELL	09/07/2022	10/05/2022	68059647	184.60
AT7	11830011	042	UT	CB	01/01/2017	306T3656	WC	E9A2052	C	COX STEVEN W	01/03/2017	10/07/2022	68060417	458.48
AT7	10550	042	UT	CB	01/01/2021	306T3656	WC	FUN0002	E	LOFLEY KEITH	11/17/2021	10/07/2022	68060948	137.80
AT7	14050001001	095	UT	CM	01/01/2022	306T3656	WC	FWK1488	E	JONES RICHARD K	04/19/2022	10/07/2022	68060950	18.70
AT7	11640005	042	UT	CB	01/01/2012	306T3656	WC	ETX7968	C	HATCH MICHAEL J	07/06/2012	10/10/2022	68061029	1,016.00
AT7	11030005	042	UT	CB	01/01/2022	306T3656	WC	FVK9877	C	SCOTT JEFFREY	04/11/2022	10/10/2022	68061031	1,672.00
AT7	13020009	042	UT	CB	01/01/2021	306T3656	WC	FUB9345	C	JOHNSON RANDY L	12/10/2021	10/11/2022	68061640	1,578.00
AT7	11030002	042	UT	CB	01/01/2022	306T3656	WC	FVK1229	C	FORBES CHARLES	03/01/2022	10/11/2022	68061641	578.00
AT7	14890	042	UT	CB	01/01/2022	306T3656	WC	FXB3747	C	JENSEN DALLIN	08/02/2022	10/11/2022	68061642	240.31

**CSS Worker's Compensation Disbursements  
Oct 2022 to Nov 2022 - By Check Number**

Client Code	Organization Code	Adjusting Office	State	Claim Designator	Policy Effective Date	Policy Number	Line	Claim Number	Payment Type	Claimant Name	Loss Date	Charge Date	Check Number	Check Amount
AT7	11640003	042	UT	CB	01/01/2022	306T3656	WC	FXB9539	C	WALTON BLAKE	08/27/2022	10/11/2022	68061644	1,856.00
AT7	13980014	095	UT	CM	01/01/2022	306T3656	WC	FWK7407	M	WITTUSEN JOSHUA A	03/17/2022	10/11/2022	68061730	129.25
AT7	11770	042	UT	CB	01/01/2018	306T3656	WC	A3C1892	C	STEELE DENNIS	09/15/2018	10/12/2022	68062276	1,494.00
AT7	12060	042	UT	CB	01/01/2022	306T3656	WC	FWQ0607	C	TURNER LACY	06/02/2022	10/12/2022	68062281	2,076.00
AT7	16110200	042	UT	CB	01/01/2022	306T3656	WC	FXL3353	C	SEELY AMMON L	09/13/2022	10/12/2022	68062284	262.30
AT7	16110200	042	UT	CB	01/01/2022	306T3656	WC	FXL3353	C	SEELY AMMON L	09/13/2022	10/12/2022	68062285	437.15
AT7	14480007011	042	UT	CB	01/01/2019	306T3656	WC	FMX3723	E	JONES LAURIE	10/03/2019	10/12/2022	68062762	1,943.47
AT7	15610004	042	UT	CB	01/01/2020	306T3656	WC	FPZ6063	E	HUNTER JED W	06/30/2020	10/12/2022	68062762	87.50
AT7	14480022030	042	UT	CB	01/01/2021	306T3656	WC	FTK9775	E	HANCOCK SHAWN	08/27/2021	10/12/2022	68062762	1,599.06
AT7	17310002	042	UT	CB	01/01/2022	306T3656	WC	FXB3985	E	OLSEN JASON	07/29/2022	10/12/2022	68062762	262.50
AT7	15320001	095	UT	CM	01/01/2022	306T3656	WC	FWQ1765	M	HOLT SENICCA A	05/06/2022	10/12/2022	68063138	123.75
AT7	15320001	095	UT	CM	01/01/2022	306T3656	WC	FXB5653	M	DYKENS SHAUN R	07/23/2022	10/12/2022	68063138	123.75
AT7	11460	042	UT	CB	01/01/2022	306T3656	WC	FVC5842	M	BRAILSFORD LORETT	02/02/2022	10/12/2022	68063251	46.98
AT7	12160	042	UT	CB	01/01/2010	306T3656	WC	EMM9305	M	JOHNSON KELLY R	12/30/2010	10/12/2022	68063276	149.43
AT7	12830	042	UT	CB	01/01/2022	306T3656	WC	FWK9510	M	ROWSER TYLER	05/29/2022	10/12/2022	68063278	406.35
AT7	12230004019	095	UT	CM	01/01/2022	306T3656	WC	FXL0971	M	LARSEN KYLE	08/25/2022	10/12/2022	68063311	163.38
AT7	13510003	042	UT	CB	01/01/2022	306T3656	WC	FXB4101	M	KILPATRICK DREW	08/03/2022	10/12/2022	68063349	677.25
AT7	14740003	042	UT	CB	01/01/2021	306T3656	WC	FTA3397	M	OBRAY TANNER	06/11/2021	10/12/2022	68063352	30.12
AT7	10030002	095	UT	CM	01/01/2022	306T3656	WC	FXL2495	M	JOSHUA CLUFF	09/11/2022	10/12/2022	68063696	335.40
AT7	12480	042	UT	CB	01/01/2022	306T3656	WC	FWQ0804	M	MCCANDLESS DONALD	06/03/2022	10/12/2022	68063726	81.24
AT7	16690010	042	UT	CB	01/01/2022	306T3656	WC	FWQ9278	M	YAMASHITA JILL	06/19/2022	10/12/2022	68063761	105.08
AT7	13020009	042	UT	CB	01/01/2021	306T3656	WC	FUB9345	M	JOHNSON RANDY L	12/10/2021	10/12/2022	68063771	153.16
AT7	16080001005	042	UT	CB	01/01/2022	306T3656	WC	FWK2634	M	ROSS TODD	04/07/2022	10/12/2022	68063790	105.23
AT7	13230	042	UT	CB	01/01/1993	306T4813	WC	A4J7027	M	SERASSIO DARLA	10/15/1993	10/12/2022	68063823	109.20
AT7	17950	042	UT	CB	01/01/2021	306T3656	WC	FTK4591	M	WILSON JACKIE	07/26/2021	10/12/2022	68063823	208.65
AT7	16080003003	095	UT	CM	01/01/2022	306T3656	WC	FXL4805	M	MONICA SMITHEE	09/21/2022	10/12/2022	68063824	159.32
AT7	14930003	042	UT	CB	01/01/2020	306T3656	WC	FNR4591	M	BOYLE COREY J	01/13/2020	10/12/2022	68063825	109.20
AT7	16080001005	042	UT	CB	01/01/2022	306T3656	WC	FWK2634	M	ROSS TODD	04/07/2022	10/12/2022	68063860	287.00
AT7	13660003	042	UT	CB	01/01/2022	306T3656	WC	FWK8509	M	LUERA DERRICK	05/23/2022	10/12/2022	68063877	65.00
AT7	12900	042	UT	CB	01/01/2022	306T3656	WC	FUY0378	M	MILLER RICK	01/05/2022	10/12/2022	68063946	585.00
AT7	12900	042	UT	CB	01/01/2022	306T3656	WC	FUY0378	M	MILLER RICK	01/05/2022	10/12/2022	68063947	65.00
AT7	14480022044	042	UT	CB	01/01/2022	306T3656	WC	FWQ2255	M	EPPERSON REBEKAH	06/09/2022	10/12/2022	68064074	123.75
AT7	16110200	042	UT	CB	01/01/2022	306T3656	WC	FXL3353	M	SEELY AMMON L	09/13/2022	10/12/2022	68064149	737.03
AT7	16900	042	UT	CB	01/01/2022	306T3656	WC	FVK5084	M	HOLVERSON PAUL	03/19/2022	10/12/2022	68064190	42.43
AT7	14480022045	042	UT	CB	01/01/2022	306T3656	WC	FXL1987	M	EVANS DANIEL	09/01/2022	10/12/2022	68064381	299.04
AT7	16080003004	042	UT	CB	01/01/2022	306T3656	WC	FVK9299	M	TAYLOR DARRAN	01/23/2022	10/12/2022	68064382	2,417.64
AT7	14260001	042	UT	CB	01/01/2022	306T3656	WC	FWQ2612	M	NEWMAN KATHRYN	06/01/2022	10/12/2022	68064399	42,513.13
AT7	14580005	042	UT	CB	01/01/2022	306T3656	WC	FWQ9128	M	JENSEN MELISSA	07/05/2022	10/12/2022	68064411	108.68
AT7	14050001001	042	UT	CB	01/01/2022	306T3656	WC	FVK0155	M	STAMPER DYLAN J	02/23/2022	10/12/2022	68064432	300.00

**CSS Worker's Compensation Disbursements  
Oct 2022 to Nov 2022 - By Check Number**

Client Code	Organization Code	Adjusting Office	State	Claim Designator	Policy Effective Date	Policy Number	Line	Claim Number	Payment Type	Claimant Name	Loss Date	Charge Date	Check Number	Check Amount
AT7	12790	042	UT	CB	01/01/2022	306T3656	WC	FXL5697	M	COLBY DLAW	08/30/2022	10/12/2022	68064437	468.21
AT7	12790	095	UT	CM	01/01/2022	306T3656	WC	FWK9942	M	STEADMAN WILLIAM	05/31/2022	10/12/2022	68064438	89.04
AT7	13510003	042	UT	CB	01/01/2022	306T3656	WC	FXB4101	M	KILPATRICK DREW	08/03/2022	10/12/2022	68064450	499.23
AT7	12360001	095	UT	CM	01/01/2022	306T3656	WC	FWQ7724	M	HOYNE ALAN	06/13/2022	10/12/2022	68064451	105.74
AT7	14640020	042	UT	CB	01/01/2022	306T3656	WC	FXL2110	M	MCKEE MITCHELL	09/07/2022	10/12/2022	68064465	536.67
AT7	13660002001	095	UT	CM	01/01/2022	306T3656	WC	FWQ6248	M	GEDDES JAY	06/16/2022	10/12/2022	68064474	114.30
AT7	11030001	042	UT	CB	01/01/2022	306T3656	WC	FWQ1348	M	GLENN CHASITY	06/02/2022	10/12/2022	68064493	822.12
AT7	14260004	042	UT	CB	01/01/2022	306T3656	WC	FXL0472	M	KEARL COBY	08/30/2022	10/12/2022	68064497	353.70
AT7	11030005	042	UT	CB	01/01/2022	306T3656	WC	FVK9877	M	SCOTT JEFFREY	04/11/2022	10/12/2022	68064519	175.80
AT7	12060	042	UT	CB	01/01/2022	306T3656	WC	FWQ3082	M	SHUPE RUSTIN	06/09/2022	10/12/2022	68064522	136.50
AT7	14890	042	UT	CB	01/01/2022	306T3656	WC	FXB3747	M	JENSEN DALLIN	08/02/2022	10/12/2022	68064522	491.84
AT7	13270008	095	UT	CM	01/01/2022	306T3656	WC	FWQ3665	M	KALEB BENCH	05/01/2022	10/12/2022	68064547	945.62
AT7	14580007	095	UT	CM	01/01/2022	306T3656	WC	FXB2087	M	GARDNER GALE J	07/23/2022	10/12/2022	68064548	1,843.03
AT7	13350	042	UT	CB	01/01/2009	306T3656	WC	A5V6169	M	PRITCHETT MIKE	02/11/2009	10/12/2022	68064550	75.43
AT7	10640	042	UT	CB	01/01/2016	306T3656	WC	ESL7571	M	BATES LAURIE	01/19/2016	10/12/2022	68064550	112.69
AT7	13980014	042	UT	CB	01/01/2021	306T3656	WC	FUB6482	M	MCBRIDE TRAVIS	11/17/2021	10/12/2022	68064550	91.34
AT7	11460	042	UT	CB	01/01/2022	306T3656	WC	FVC5842	M	BRAILSFORD LORETT	02/02/2022	10/12/2022	68064550	244.47
AT7	11030002	042	UT	CB	01/01/2022	306T3656	WC	FVK1229	M	FORBES CHARLES	03/01/2022	10/12/2022	68064550	73.71
AT7	11030005	042	UT	CB	01/01/2022	306T3656	WC	FVK9877	M	SCOTT JEFFREY	04/11/2022	10/12/2022	68064550	777.26
AT7	11640003	042	UT	CB	01/01/2022	306T3656	WC	FXB9539	M	WALTON BLAKE	08/27/2022	10/12/2022	68064550	88.74
AT7	14480007008	095	UT	CM	01/01/2022	306T3656	WC	FWQ4953	M	WILLIAMS SAVANAH	06/21/2022	10/12/2022	68064551	39.63
AT7	16080001003	095	UT	CM	01/01/2022	306T3656	WC	FWK8363	M	ERICKSON JACOB	05/22/2022	10/12/2022	68064552	234.90
AT7	14890	042	UT	CB	01/01/2022	306T3656	WC	FXB3747	M	JENSEN DALLIN	08/02/2022	10/12/2022	68064553	353.25
AT7	14930002	042	UT	CB	01/01/2022	306T3656	WC	FVK6954	M	FILLER JOHN	03/28/2022	10/12/2022	68064554	114.30
AT7	12480	042	UT	CB	01/01/2022	306T3656	WC	FWQ0804	M	MCCANDLESS DONALD	06/03/2022	10/12/2022	68064555	5,049.68
AT7	14580010	042	UT	CB	01/01/2019	306T3656	WC	FKV9107	M	MANNING AMMON	01/07/2019	10/12/2022	68064556	476.00
AT7	12070	042	UT	CB	01/01/2008	306T3656	WC	A9E3676	M	DOMINGO MANUEL	01/21/2008	10/12/2022	68064557	98.31
AT7	16080001003	095	UT	CM	01/01/2022	306T3656	WC	FXB3213	M	COLLINS TIM	07/31/2022	10/12/2022	68064558	9.41
AT7	16080003003	042	UT	CB	01/01/2022	306T3656	WC	FVK1708	M	FLYGARE TYLER	03/03/2022	10/12/2022	68064559	421.40
AT7	14580010	042	UT	CB	01/01/2019	306T3656	WC	FKV9107	M	MANNING AMMON	01/07/2019	10/12/2022	68064560	108.00
AT7	14010	042	UT	CB	01/01/2022	306T3656	WC	FXB0775	M	CHADD JAMES R	07/18/2022	10/12/2022	68064561	117.45
AT7	10480008	095	UT	CM	01/01/2022	306T3656	WC	FXB5834	M	MAXFIELD JENNIFER	08/09/2022	10/12/2022	68064562	849.50
AT7	16690013	095	UT	CM	01/01/2022	306T3656	WC	FWK7146	M	SISSON EMILY M	05/16/2022	10/12/2022	68064563	221.07
AT7	10480020	042	UT	CB	01/01/2022	306T3656	WC	FWQ8600	M	CLARK JENNAFER	07/06/2022	10/12/2022	68064564	577.26
AT7	14340005	042	UT	CB	01/01/2012	306T3656	WC	ETX4308	M	RIKER HEATHER	07/18/2012	10/12/2022	68064565	13.75
AT7	14010	042	UT	CB	01/01/2022	306T3656	WC	FXB0775	M	CHADD JAMES R	07/18/2022	10/12/2022	68064575	333.20
AT7	16080001002	095	UT	CM	01/01/2020	306T3656	WC	FRP7392	M	TAYLOR DARRAN	09/29/2020	10/12/2022	68064576	175.00
AT7	16080003003	095	UT	CM	01/01/2022	306T3656	WC	FXL4805	M	MONICA SMITHEE	09/21/2022	10/12/2022	68064576	87.50
AT7	16110200	042	UT	CB	01/01/2022	306T3656	WC	FXL3353	M	SEELY AMMON L	09/13/2022	10/12/2022	68064619	295.75

**CSS Worker's Compensation Disbursements  
Oct 2022 to Nov 2022 - By Check Number**

Client Code	Organization Code	Adjusting Office	State	Claim Designator	Policy Effective Date	Policy Number	Line	Claim Number	Payment Type	Claimant Name	Loss Date	Charge Date	Check Number	Check Amount
AT7	16110220	042	UT	CB	01/01/2016	306T3656	WC	E7W5026	M	FACKRELL BRENT M	09/19/2016	10/12/2022	68064620	136.92
AT7	15320004	042	UT	CB	01/01/2021	306T3656	WC	FSJ2050	M	CURTIS GUY	02/09/2021	10/12/2022	68064620	145.20
AT7	13980015	042	UT	CB	01/01/2021	306T3656	WC	FTA9068	M	THOMPSON JODI	07/12/2021	10/12/2022	68064620	124.00
AT7	14480022042	042	UT	CB	01/01/2021	306T3656	WC	FUB4266	M	COX HYRUM	11/12/2021	10/12/2022	68064620	63.57
AT7	14680010	042	UT	CB	01/01/2022	306T3656	WC	FXB2061	M	DICKINSON DAYTON	07/21/2022	10/12/2022	68064620	62.06
AT7	16690013	095	UT	CM	01/01/2022	306T3656	WC	FWK7146	M	SISSON EMILY M	05/16/2022	10/12/2022	68064621	124.00
AT7	15320003	095	UT	CM	01/01/2022	306T3656	WC	FXB4506	M	NOA BEN-SHAY	08/04/2022	10/12/2022	68064621	111.30
AT7	11910002	095	UT	CM	01/01/2022	306T3656	WC	FXB8664	M	TOBLER NICHOLAS	08/22/2022	10/12/2022	68064621	150.45
AT7	12230004017	095	UT	CM	01/01/2022	306T3656	WC	FXL0981	M	KIM LATU	08/26/2022	10/12/2022	68064621	136.92
AT7	16110500	042	UT	CB	01/01/2022	306T3656	WC	FXL2239	M	VALDOVINOS BERNAR	09/08/2022	10/12/2022	68064622	1,630.30
AT7	16110220	042	UT	CB	01/01/2016	306T3656	WC	E7W5026	M	FACKRELL BRENT M	09/19/2016	10/12/2022	68064624	21.46
AT7	13660003	042	UT	CB	01/01/2022	306T3656	WC	FWK8509	M	LUERA DERRICK	05/23/2022	10/12/2022	68064624	149.06
AT7	14640020	042	UT	CB	01/01/2022	306T3656	WC	FXL2110	M	MCKEE MITCHELL	09/07/2022	10/12/2022	68064624	140.94
AT7	16110500	042	UT	CB	01/01/2022	306T3656	WC	FXL2239	M	VALDOVINOS BERNAR	09/08/2022	10/12/2022	68064624	28.42
AT7	16110200	042	UT	CB	01/01/2022	306T3656	WC	FXL3353	M	SEELY AMMON L	09/13/2022	10/12/2022	68064624	69.60
AT7	13230006001	095	UT	CM	01/01/2022	306T3656	WC	FWK9060	M	HUFFAKER KELLY	05/12/2022	10/12/2022	68064625	415.86
AT7	12810003	095	UT	CM	01/01/2022	306T3656	WC	FXB4949	M	RUBIO-COLLINS LUI	08/02/2022	10/12/2022	68064625	110.78
AT7	12360001	042	UT	CB	01/01/2021	306T3656	WC	FUB5989	M	WARR BARRY	09/01/2021	10/12/2022	68064626	2,919.47
AT7	14480022044	042	UT	CB	01/01/2022	306T3656	WC	FWQ2255	M	EPPERSON REBEKAH	06/09/2022	10/12/2022	68064627	111.30
AT7	16110211	095	UT	CM	01/01/2022	306T3656	WC	FVK9409	M	LAWSON KENTON D	04/09/2022	10/12/2022	68064628	479.36
AT7	15320001	095	UT	CM	01/01/2022	306T3656	WC	FXB5653	M	DYKENS SHAUN R	07/23/2022	10/12/2022	68064629	244.04
AT7	16110510	095	UT	CM	01/01/2022	306T3656	WC	FXB6678	M	TABOR TIMOTHY W	08/15/2022	10/12/2022	68064630	163.80
AT7	16110114	095	UT	CM	01/01/2022	306T3656	WC	FXL0626	M	DAREN WJUDD	08/31/2022	10/12/2022	68064631	148.40
AT7	16110510	095	UT	CM	01/01/2022	306T3656	WC	FXL0650	M	BRADEN VCLUFF	08/31/2022	10/12/2022	68064632	111.30
AT7	14680005	095	UT	CM	01/01/2022	306T3656	WC	FXL4362	M	NATHAN ANDERSON	09/01/2022	10/12/2022	68064632	194.25
AT7	14680010	095	UT	CM	01/01/2022	306T3656	WC	FXL6138	M	LAYNCE BARTRUFF	09/19/2022	10/12/2022	68064632	186.51
AT7	13200008	095	UT	CM	01/01/2022	306T3656	WC	FXB7588	M	SCOTT JCALL	08/18/2022	10/12/2022	68064634	1,434.78
AT7	16690013	095	UT	CM	01/01/2022	306T3656	WC	FWK7146	M	SISSON EMILY M	05/16/2022	10/12/2022	68064635	1,811.79
AT7	14050001001	042	UT	CB	01/01/2022	306T3656	WC	FVK0155	M	STAMPER DYLAN J	02/23/2022	10/12/2022	68064636	3,593.12
AT7	16110211	042	UT	CB	01/01/2022	306T3656	WC	FXB8306	M	PAINTER CODY B	08/23/2022	10/12/2022	68064637	3,868.81
AT7	16110500	042	UT	CB	01/01/2022	306T3656	WC	FXL2239	M	VALDOVINOS BERNAR	09/08/2022	10/12/2022	68064637	10,963.47
AT7	16110200	042	UT	CB	01/01/2022	306T3656	WC	FXL3353	M	SEELY AMMON L	09/13/2022	10/12/2022	68064637	2,726.11
AT7	13020009	042	UT	CB	01/01/2021	306T3656	WC	FUB9345	M	JOHNSON RANDY L	12/10/2021	10/12/2022	68064638	58.98
AT7	17950	042	UT	CB	01/01/2021	306T3656	WC	FTK4591	C	WILSON JACKIE	07/26/2021	10/13/2022	68064846	924.00
AT7	13370005	042	UT	CB	01/01/2022	306T3656	WC	FVK9599	C	JENSEN TRISTAN	04/11/2022	10/13/2022	68064847	189.60
AT7	14480022044	042	UT	CB	01/01/2022	306T3656	WC	FWQ2255	C	EPPERSON REBEKAH	06/09/2022	10/13/2022	68064848	486.00
AT7	13270006	042	UT	CB	01/01/2022	306T3656	WC	FWK3992	M	MONSON RYZER	05/02/2022	10/13/2022	68065296	1,088.76
AT7	14010	042	UT	CB	01/01/2022	306T3656	WC	FXB0775	C	CHADD JAMES R	07/18/2022	10/14/2022	68065345	130.67
AT7	14480022042	042	UT	CB	01/01/2022	306T3656	WC	FXL3524	M	JUSTIN SODJA	09/04/2022	10/14/2022	68065938	354.10

**CSS Worker's Compensation Disbursements  
Oct 2022 to Nov 2022 - By Check Number**

Client Code	Organization Code	Adjusting Office	State	Claim Designator	Policy Effective Date	Policy Number	Line	Claim Number	Payment Type	Claimant Name	Loss Date	Charge Date	Check Number	Check Amount
AT7	13580	042	UT	CB	01/01/2021	306T3656	WC	FRU2531	C	NAKAI RITA	01/05/2021	10/17/2022	68066017	722.00
AT7	16110211	042	UT	CB	01/01/2021	306T3656	WC	FTK0277	C	GRACIA LIONEL R	07/16/2021	10/17/2022	68066019	1,384.00
AT7	11460	042	UT	CB	01/01/2022	306T3656	WC	FVC5842	C	BRAILSFORD LORETT	02/02/2022	10/17/2022	68066020	320.00
AT7	13200008	042	UT	CB	01/01/2022	306T3656	WC	FVK7077	C	FLAIG PAUL	03/29/2022	10/17/2022	68066021	1,804.00
AT7	10480020	042	UT	CB	01/01/2022	306T3656	WC	FWQ8600	M	CLARK JENNAFER	07/06/2022	10/17/2022	68066023	50.63
AT7	12160	042	UT	CB	01/01/2010	306T3656	WC	EMM9305	E	JOHNSON KELLY R	12/30/2010	10/18/2022	68066642	315.95
AT7	12160	042	UT	CB	01/01/2010	306T3656	WC	EMM9305	E	JOHNSON KELLY R	12/30/2010	10/18/2022	68066643	243.00
AT7	14480007011	095	UT	CM	01/01/2022	306T3656	WC	FWK0384	M	BROWN LINDSAY	04/13/2022	10/18/2022	68066690	272.00
AT7	12860	042	UT	CB	01/01/2022	306T3656	WC	FXL1487	M	ROBYN WOOLSTENHUL	09/01/2022	10/18/2022	68067183	1,214.55
AT7	14260001	042	UT	CB	01/01/2022	306T3656	WC	FWQ2612	C	NEWMAN KATHRYN	06/01/2022	10/19/2022	68067270	464.10
AT7	14580005	042	UT	CB	01/01/2022	306T3656	WC	FWQ9128	C	JENSEN MELISSA	07/05/2022	10/19/2022	68067271	122.16
AT7	14140006	042	UT	CB	01/01/2022	306T3656	WC	FXB5750	C	PALMER JACOB	08/09/2022	10/19/2022	68067272	520.21
AT7	16690016	095	UT	CM	01/01/2022	306T3656	WC	FXB0866	M	GRIFFIN JENIFER L	06/02/2022	10/19/2022	68067359	69.86
AT7	16690016	095	UT	CM	01/01/2022	306T3656	WC	FXB0866	M	GRIFFIN JENIFER L	06/02/2022	10/19/2022	68067360	13.04
AT7	16690016	095	UT	CM	01/01/2022	306T3656	WC	FXB0866	M	GRIFFIN JENIFER L	06/02/2022	10/19/2022	68067361	180.42
AT7	11690012	095	UT	CM	01/01/2022	306T3656	WC	FWK5665	M	RACKLEY KEASEAN	05/10/2022	10/19/2022	68068136	106.92
AT7	14140006	042	UT	CB	01/01/2022	306T3656	WC	FXB5750	M	PALMER JACOB	08/09/2022	10/19/2022	68068157	816.00
AT7	16110400	042	UT	CB	01/01/2022	306T3656	WC	FXB6458	E	GARDNER BRADLEY G	08/10/2022	10/19/2022	68068198	106.50
AT7	15320005	095	UT	CM	01/01/2022	306T3656	WC	FXL6796	M	SETH KBIRD	09/27/2022	10/19/2022	68068240	310.05
AT7	13900	042	UT	CB	01/01/2021	306T3656	WC	FSJ3306	M	BERRYHILL LORRAIN	03/02/2021	10/19/2022	68068347	219.90
AT7	10030002	095	UT	CM	01/01/2022	306T3656	WC	FXL2495	M	JOSHUA CLUFF	09/11/2022	10/19/2022	68068476	1,332.04
AT7	10810	042	UT	CB	01/01/1998	306T4813	WC	A4J7023	M	PATTERSON WILLIAM	09/25/1998	10/19/2022	68068815	177.78
AT7	14010	042	UT	CB	01/01/2022	306T3656	WC	FXB0775	M	CHADD JAMES R	07/18/2022	10/19/2022	68068913	15.88
AT7	16080001003	095	UT	CM	01/01/2022	306T3656	WC	FWK8363	M	ERICKSON JACOB	05/22/2022	10/19/2022	68068914	120.96
AT7	16080001005	042	UT	CB	01/01/2022	306T3656	WC	FWK2634	M	ROSS TODD	04/07/2022	10/19/2022	68068933	143.50
AT7	11110	042	UT	CB	01/01/1989	306T4813	WC	A4J7066	M	JENSEN MICHAEL	04/25/1989	10/19/2022	68069449	141.82
AT7	14480022045	042	UT	CB	01/01/2022	306T3656	WC	FXL1987	M	EVANS DANIEL	09/01/2022	10/19/2022	68069459	40.50
AT7	12230004019	042	UT	CB	01/01/2021	306T3656	WC	FRU7894	M	COOK DARIN	02/03/2021	10/19/2022	68069479	630.00
AT7	12790	042	UT	CB	01/01/2022	306T3656	WC	FXB4598	M	BUSHMAN TREYSON V	06/22/2022	10/19/2022	68069516	130.10
AT7	12790	042	UT	CB	01/01/2022	306T3656	WC	FXL5697	M	COLBY DLAW	08/30/2022	10/19/2022	68069516	126.34
AT7	13510003	042	UT	CB	01/01/2022	306T3656	WC	FXB4101	M	KILPATRICK DREW	08/03/2022	10/19/2022	68069529	200.03
AT7	14640012	042	UT	CB	01/01/2021	306T3656	WC	FTA9932	M	SCOVIL AMARIA	07/12/2021	10/19/2022	68069543	70.91
AT7	14580010	095	UT	CB	01/01/1999	306T4813	WC	A4J7037	M	HAMILTON CLARENCE	10/01/1999	10/19/2022	68069554	127.48
AT7	13660002001	095	UT	CM	01/01/2022	306T3656	WC	FWQ6248	M	GEDDES JAY	06/16/2022	10/19/2022	68069556	457.20
AT7	11030001	042	UT	CB	01/01/2022	306T3656	WC	FWQ1348	M	GLENN CHASITY	06/02/2022	10/19/2022	68069571	119.83
AT7	14260004	042	UT	CB	01/01/2022	306T3656	WC	FXL0472	M	KEARL COBY	08/30/2022	10/19/2022	68069579	135.45
AT7	11030005	042	UT	CB	01/01/2022	306T3656	WC	FVK9877	M	SCOTT JEFFREY	04/11/2022	10/19/2022	68069590	175.80
AT7	12060	042	UT	CB	01/01/2022	306T3656	WC	FWQ3082	M	SHUPE RUSTIN	06/09/2022	10/19/2022	68069591	9.98
AT7	12060	042	UT	CB	01/01/2022	306T3656	WC	FWQ0607	M	TURNER LACY	06/02/2022	10/19/2022	68069617	235.08

**CSS Worker's Compensation Disbursements  
Oct 2022 to Nov 2022 - By Check Number**

Client Code	Organization Code	Adjusting Office	State	Claim Designator	Policy Effective Date	Policy Number	Line	Claim Number	Payment Type	Claimant Name	Loss Date	Charge Date	Check Number	Check Amount
AT7	10750007	042	UT	CB	01/01/2022	306T3656	WC	FXL3296	M	CLONTZ LADEAN	09/09/2022	10/19/2022	68069617	134.98
AT7	10640	042	UT	CB	01/01/2016	306T3656	WC	ESL7571	M	BATES LAURIE	01/19/2016	10/19/2022	68069619	88.74
AT7	14140006	042	UT	CB	01/01/2021	306T3656	WC	FVK2232	M	ESPINOZA DANIEL	12/29/2021	10/19/2022	68069619	82.58
AT7	13660003	042	UT	CB	01/01/2022	306T3656	WC	FWK8509	M	LUERA DERRICK	05/23/2022	10/19/2022	68069619	88.74
AT7	16080001003	095	UT	CM	01/01/2022	306T3656	WC	FWK8363	M	ERICKSON JACOB	05/22/2022	10/19/2022	68069620	243.45
AT7	14890	042	UT	CB	01/01/2022	306T3656	WC	FXB3747	M	JENSEN DALLIN	08/02/2022	10/19/2022	68069621	101.25
AT7	13510003	042	UT	CB	01/01/2022	306T3656	WC	FXB4101	M	KILPATRICK DREW	08/03/2022	10/19/2022	68069622	166.14
AT7	10610007	042	UT	CB	01/01/2022	306T3656	WC	FXB8639	M	STAUFFER STEVEN R	08/23/2022	10/19/2022	68069623	388.52
AT7	15610016	042	UT	CB	01/01/2010	306T3656	WC	EKT6413	M	MONEY STEVEN	08/11/2010	10/19/2022	68069624	70.91
AT7	11030002	042	UT	CB	01/01/2022	306T3656	WC	FVK1229	M	FORBES CHARLES	03/01/2022	10/19/2022	68069624	131.46
AT7	12600006	042	UT	CB	01/01/2022	306T3656	WC	FVK2278	M	WIDDISON JACK	03/02/2022	10/19/2022	68069624	128.56
AT7	12690002	042	UT	CB	01/01/2021	306T3656	WC	FSS2485	M	MORROW JOSHUA	04/18/2021	10/19/2022	68069625	70.91
AT7	14580005	042	UT	CB	01/01/2022	306T3656	WC	FWQ9128	M	JENSEN MELISSA	07/05/2022	10/19/2022	68069626	70.91
AT7	12060	042	UT	CB	01/01/2022	306T3656	WC	FWQ0607	M	TURNER LACY	06/02/2022	10/19/2022	68069628	380.80
AT7	13660003	042	UT	CB	01/01/2022	306T3656	WC	FWK8509	M	LUERA DERRICK	05/23/2022	10/19/2022	68069629	2,497.86
AT7	16080003003	042	UT	CB	01/01/2022	306T3656	WC	FVK1708	M	FLYGARE TYLER	03/03/2022	10/19/2022	68069630	425.25
AT7	14790001	095	UT	CM	01/01/2022	306T3656	WC	FXB0459	M	BRENNAN HALLIDAY	07/14/2022	10/19/2022	68069631	108.68
AT7	14190007	095	UT	CM	01/01/2022	306T3656	WC	FXL2784	M	JOHN MIKESSELL	08/15/2022	10/19/2022	68069632	336.68
AT7	13180	042	UT	CB	01/01/2022	306T3656	WC	FWQ4478	M	HINCKLEY AUSTIN	06/14/2022	10/19/2022	68069633	6.41
AT7	13230	042	UT	CB	01/01/1993	306T4813	WC	A4J7027	M	SERASSIO DARLA	10/15/1993	10/19/2022	68069644	472.85
AT7	17950	042	UT	CB	01/01/2021	306T3656	WC	FTK4591	M	WILSON JACKIE	07/26/2021	10/19/2022	68069644	462.69
AT7	12480	042	UT	CB	01/01/2022	306T3656	WC	FWQ0804	M	MCCANDLESS DONALD	06/03/2022	10/19/2022	68069644	343.21
AT7	14010	042	UT	CB	01/01/2022	306T3656	WC	FXB0775	M	CHADD JAMES R	07/18/2022	10/19/2022	68069644	87.50
AT7	16080003002	042	UT	CB	01/01/2022	306T3656	WC	FXB9978	M	HENDERSON MARK	08/26/2022	10/19/2022	68069644	1,733.27
AT7	16080001001	095	UT	CM	01/01/2022	306T3656	WC	FWQ6950	M	SHIRVANI JASON	06/30/2022	10/19/2022	68069645	87.50
AT7	13660003	042	UT	CB	01/01/2022	306T3656	WC	FWK8509	M	LUERA DERRICK	05/23/2022	10/19/2022	68069730	1,018.13
AT7	16110211	042	UT	CB	01/01/2022	306T3656	WC	FXB8306	M	PAINTER CODY B	08/23/2022	10/19/2022	68069731	184.60
AT7	16110211	042	UT	CB	01/01/2021	306T3656	WC	FSS8679	M	IVERSON DOUGLAS J	05/19/2021	10/19/2022	68069732	38.72
AT7	14480011018	042	UT	CB	01/01/2022	306T3656	WC	FXL5132	M	HEWARD MIKE	09/19/2022	10/19/2022	68069732	176.78
AT7	14050001001	042	UT	CB	01/01/2022	306T3656	WC	FVK0155	M	STAMPER DYLAN J	02/23/2022	10/19/2022	68069734	163.56
AT7	16110230	042	UT	CB	01/01/2022	306T3656	WC	FWQ8080	M	JENNINGS NORMA J	07/01/2022	10/19/2022	68069734	16.82
AT7	14480011018	042	UT	CB	01/01/2022	306T3656	WC	FXL5132	M	HEWARD MIKE	09/19/2022	10/19/2022	68069734	15.66
AT7	16110114	095	UT	CM	01/01/2022	306T3656	WC	FXL0626	M	DAREN WJUDD	08/31/2022	10/19/2022	68069735	111.36
AT7	14050001001	042	UT	CB	01/01/2022	306T3656	WC	FVK0155	M	STAMPER DYLAN J	02/23/2022	10/19/2022	68069736	111.30
AT7	14050001001	042	UT	CB	01/01/2022	306T3656	WC	FXL6681	M	DARREN BACKMAN	09/26/2022	10/19/2022	68069737	227.84
AT7	10190	095	UT	CM	01/01/2021	306T3656	WC	FUB0387	M	PARRY TODD	10/25/2021	10/19/2022	68069738	69.16
AT7	12460007	095	UT	CM	01/01/2022	306T3656	WC	FXB2235	M	MALONE DANIEL	07/26/2022	10/19/2022	68069739	111.30
AT7	12810003	095	UT	CM	01/01/2022	306T3656	WC	FXB4949	M	RUBIO-COLLINS LUI	08/02/2022	10/19/2022	68069740	54.08
AT7	16110510	095	UT	CM	01/01/2022	306T3656	WC	FXB6678	M	TABOR TIMOTHY W	08/15/2022	10/19/2022	68069741	81.90



**CSS Worker's Compensation Disbursements  
Oct 2022 to Nov 2022 - By Check Number**

Client Code	Organization Code	Adjusting Office	State	Claim Designator	Policy Effective Date	Policy Number	Line	Claim Number	Payment Type	Claimant Name	Loss Date	Charge Date	Check Number	Check Amount
AT7	15320001	095	UT	CM	01/01/2022	306T3656	WC	FXB8106	M	TOONE CHRIS D	08/16/2022	10/19/2022	68069742	40.56
AT7	11910003	095	UT	CM	01/01/2022	306T3656	WC	FXL0518	M	MABE BAILEE	08/30/2022	10/19/2022	68069743	148.28
AT7	16110114	095	UT	CM	01/01/2022	306T3656	WC	FXL0626	M	DAREN WJUDD	08/31/2022	10/19/2022	68069744	148.40
AT7	10750007	095	UT	CM	01/01/2022	306T3656	WC	FXL1479	M	YARRINGTON DAVID	09/01/2022	10/19/2022	68069745	54.08
AT7	13500005	095	UT	CM	01/01/2022	306T3656	WC	FXL2427	M	LAURA SWARTZEL	08/05/2022	10/19/2022	68069746	183.47
AT7	10020	095	UT	CM	01/01/2022	306T3656	WC	FXL5161	M	LANDON WALLACE	09/20/2022	10/19/2022	68069747	136.92
AT7	16110590	095	UT	CM	01/01/2022	306T3656	WC	FXL6190	M	BRETT ATOLLY	09/26/2022	10/19/2022	68069748	136.92
AT7	14050001001	095	UT	CM	01/01/2022	306T3656	WC	FXL6710	M	ANDY CRNICH	09/26/2022	10/19/2022	68069749	136.92
AT7	14640020	042	UT	CB	01/01/2021	306T3656	WC	FTK8634	M	LLOYD DAKOTA J	08/24/2021	10/19/2022	68069750	148.40
AT7	17310003	042	UT	CB	01/01/2021	306T3656	WC	FUB4482	M	EDWARDS DEWEY	11/15/2021	10/19/2022	68069751	392.22
AT7	11030002	042	UT	CB	01/01/2022	306T3656	WC	FVK1229	M	FORBES CHARLES	03/01/2022	10/19/2022	68069752	272.72
AT7	16690008	042	UT	CB	01/01/2022	306T3656	WC	FWK0638	M	STUART CHARLES	04/12/2022	10/19/2022	68069752	136.92
AT7	11030002	042	UT	CB	01/01/2022	306T3656	WC	FXB5218	M	BRADSHAW NICK	08/03/2022	10/19/2022	68069752	296.80
AT7	13020009	042	UT	CB	01/01/2022	306T3656	WC	FXL0453	M	COOK STETSON	08/30/2022	10/19/2022	68069752	148.40
AT7	17310003	095	UT	CM	01/01/2021	306T3656	WC	FUB0223	M	PULLMAN RICHARD K	10/25/2021	10/19/2022	68069753	171.05
AT7	10030001	095	UT	CM	01/01/2022	306T3656	WC	FWK5253	M	BULLOCK DARIN	04/28/2022	10/19/2022	68069754	258.15
AT7	16690013	095	UT	CM	01/01/2022	306T3656	WC	FWK7146	M	SISSON EMILY M	05/16/2022	10/19/2022	68069754	111.30
AT7	13230004	095	UT	CM	01/01/2022	306T3656	WC	FXL2272	M	BOWLES CHRISTOPH	09/07/2022	10/19/2022	68069755	190.43
AT7	13500005	095	UT	CM	01/01/2022	306T3656	WC	FXL2427	M	LAURA SWARTZEL	08/05/2022	10/19/2022	68069756	210.46
AT7	16000	095	UT	CM	01/01/2022	306T3656	WC	FXL5155	M	JORDAN CUBBEDGE	09/16/2022	10/19/2022	68069757	111.30
AT7	16000	095	UT	CM	01/01/2022	306T3656	WC	FXL7104	M	TYLER LEAVITT	09/30/2022	10/19/2022	68069757	182.56
AT7	14050001001	042	UT	CB	01/01/2022	306T3656	WC	FVK0155	M	STAMPER DYLAN J	02/23/2022	10/19/2022	68069759	184.60
AT7	14480022042	042	UT	CB	01/01/2022	306T3656	WC	FWK2605	C	HOWELL DOUGLAS	04/24/2022	10/20/2022	68069978	1,384.00
AT7	10480020	042	UT	CB	01/01/2022	306T3656	WC	FWQ8600	C	CLARK JENNAFER	07/06/2022	10/20/2022	68069979	162.44
AT7	10480020	042	UT	CB	01/01/2022	306T3656	WC	FWQ8600	C	CLARK JENNAFER	07/06/2022	10/20/2022	68069980	758.00
AT7	17310002	042	UT	CB	01/01/2022	306T3656	WC	FXB3985	E	OLSEN JASON	07/29/2022	10/20/2022	68069981	37.70
AT7	14050001001	042	UT	CB	01/01/2022	306T3656	WC	FXL6681	C	DARREN BACKMAN	09/26/2022	10/20/2022	68069982	1,614.32
AT7	14640024	042	UT	CB	01/01/2022	306T3656	WC	FXL7792	C	TYLER BONNER	10/05/2022	10/20/2022	68069983	2,260.00
AT7	14640024	042	UT	CB	01/01/2022	306T3656	WC	FXL7792	C	BONNER TYLER	10/05/2022	11/14/2022	68069983	(2,260.00)
AT7	13980014	042	UT	CB	01/01/2021	306T3656	WC	FUB6482	M	MCBRIDE TRAVIS	11/17/2021	10/20/2022	68070567	11,524.54
AT7	14480022042	042	UT	CB	01/01/2022	306T3656	WC	FWK2605	E	HOWELL DOUGLAS	04/24/2022	10/20/2022	68070572	275.60
AT7	10970	042	UT	CB	01/01/1987	306T4813	WC	A4J6803	C	IVIE GERRY	07/02/1987	10/21/2022	68070643	1,140.00
AT7	11830011	042	UT	CB	01/01/2017	306T3656	WC	E9A2052	C	COX STEVEN W	01/03/2017	10/21/2022	68070644	458.48
AT7	13510002	042	UT	CB	01/01/2021	306T3656	WC	FUN0109	C	THACKER BRYANT G	12/15/2021	10/21/2022	68070646	1,384.00
AT7	13350	042	UT	CB	01/01/2009	306T3656	WC	A5V6169	M	PRITCHETT MIKE	02/11/2009	10/21/2022	68071136	147.38
AT7	13510002	042	UT	CB	01/01/2021	306T3656	WC	FUN0109	E	THACKER BRYANT G	12/15/2021	10/21/2022	68071138	275.60
AT7	11640005	042	UT	CB	01/01/2012	306T3656	WC	ETX7968	C	HATCH MICHAEL J	07/06/2012	10/24/2022	68071210	1,016.00
AT7	11030005	042	UT	CB	01/01/2022	306T3656	WC	FVK9877	C	SCOTT JEFFREY	04/11/2022	10/24/2022	68071214	1,672.00
AT7	14890	042	UT	CB	01/01/2022	306T3656	WC	FXB3747	C	JENSEN DALLIN	08/02/2022	10/24/2022	68071215	207.31

**CSS Worker's Compensation Disbursements  
Oct 2022 to Nov 2022 - By Check Number**

Client Code	Organization Code	Adjusting Office	State	Claim Designator	Policy Effective Date	Policy Number	Line	Claim Number	Payment Type	Claimant Name	Loss Date	Charge Date	Check Number	Check Amount
AT7	13020009	042	UT	CB	01/01/2021	306T3656	WC	FUB9345	C	JOHNSON RANDY L	12/10/2021	10/25/2022	68071889	1,578.00
AT7	11030002	042	UT	CB	01/01/2022	306T3656	WC	FVK1229	C	FORBES CHARLES	03/01/2022	10/25/2022	68071890	578.00
AT7	15080003	042	UT	CB	01/01/2022	306T3656	WC	FWQ3568	C	GINES RICK	06/15/2022	10/25/2022	68071891	3,114.00
AT7	11640003	042	UT	CB	01/01/2022	306T3656	WC	FXB9539	C	WALTON BLAKE	08/27/2022	10/25/2022	68071892	1,856.00
AT7	14050003007	095	UT	CM	01/01/2022	306T3656	WC	FXW1206	M	MEAGAN HAYDEN	10/10/2022	10/25/2022	68071974	255.00
AT7	16080001003	042	UT	CB	01/01/2021	306T3656	WC	FVC8797	M	WOOD THOMAS	11/24/2021	10/25/2022	68072605	13,794.44
AT7	11770	042	UT	CB	01/01/2018	306T3656	WC	A3C1892	C	STEELE DENNIS	09/15/2018	10/26/2022	68072679	1,494.00
AT7	12060	042	UT	CB	01/01/2022	306T3656	WC	FWQ0607	C	TURNER LACY	06/02/2022	10/26/2022	68072683	593.11
AT7	11640003	042	UT	CB	01/01/2022	306T3656	WC	FXL9511	C	JEFFREY RICHEY	10/11/2022	10/26/2022	68072684	827.96
AT7	14190012	042	UT	CB	01/01/2021	306T3656	WC	FRU6257	M	MILLER DARIN	01/12/2021	10/26/2022	68073679	78.65
AT7	13660002001	095	UT	CM	01/01/2022	306T3656	WC	FWQ6248	M	GEDDES JAY	06/16/2022	10/26/2022	68073842	70.91
AT7	15320001	095	UT	CM	01/01/2022	306T3656	WC	FXB5653	M	DYKENS SHAUN R	07/23/2022	10/26/2022	68073918	123.75
AT7	15320005	095	UT	CM	01/01/2022	306T3656	WC	FXL6796	M	SETH KBIRD	09/27/2022	10/26/2022	68073918	114.30
AT7	11640005	095	UT	CM	01/01/2022	306T3656	WC	FWQ7827	M	GRASER TROY	07/02/2022	10/26/2022	68074106	130.00
AT7	13510003	042	UT	CB	01/01/2022	306T3656	WC	FXB4101	M	KILPATRICK DREW	08/03/2022	10/26/2022	68074130	147.15
AT7	14050003005	042	UT	CB	01/01/2022	306T3656	WC	FWK4212	M	PETERSON MASON	05/02/2022	10/26/2022	68074138	245.20
AT7	11450	042	UT	CB	01/01/2020	306T3656	WC	FPR7119	M	PHILLIPS JOHN	05/12/2020	10/26/2022	68074159	105.23
AT7	16110400	042	UT	CB	01/01/2022	306T3656	WC	FXB6458	M	GARDNER BRADLEY G	08/10/2022	10/26/2022	68074159	149.64
AT7	16690010	042	UT	CB	01/01/2022	306T3656	WC	FWQ9278	M	YAMASHITA JILL	06/19/2022	10/26/2022	68074559	105.08
AT7	16080003004	042	UT	CB	01/01/2022	306T3656	WC	FVK9299	M	TAYLOR DARRAN	01/23/2022	10/26/2022	68074619	158.86
AT7	16080003003	042	UT	CB	01/01/2022	306T3656	WC	FXL7607	M	DUSTIN SMITH	10/04/2022	10/26/2022	68074619	220.64
AT7	16080001003	095	UT	CM	01/01/2022	306T3656	WC	FWQ6383	M	THOMAS MILLER	06/27/2022	10/26/2022	68074892	1,620.12
AT7	10480020	042	UT	CB	01/01/2022	306T3656	WC	FWQ8600	M	CLARK JENNAFER	07/06/2022	10/26/2022	68074898	2,541.49
AT7	16560	042	UT	CB	01/01/2022	306T3656	WC	FXL0084	M	SAM HOWARD	08/24/2022	10/26/2022	68074899	2,055.43
AT7	10480008	095	UT	CM	01/01/2022	306T3656	WC	FXB5834	M	MAXFIELD JENNIFER	08/09/2022	10/26/2022	68074900	131.54
AT7	12060	042	UT	CB	01/01/2022	306T3656	WC	FWQ0607	M	TURNER LACY	06/02/2022	10/26/2022	68074945	4,066.64
AT7	12230004019	042	UT	CB	01/01/2021	306T3656	WC	FRU7894	M	COOK DARIN	02/03/2021	10/26/2022	68075194	1,115.00
AT7	12230004019	042	UT	CB	01/01/2021	306T3656	WC	FRU7894	M	COOK DARIN	02/03/2021	10/31/2022	68075194	(1,115.00)
AT7	13980008	042	UT	CB	01/01/2022	306T3656	WC	FVK0481	M	ORTON SHAUN	02/25/2022	10/26/2022	68075227	150.00
AT7	15320001	095	UT	CM	01/01/2022	306T3656	WC	FWQ1765	M	HOLT SENICCA A	05/06/2022	10/26/2022	68075228	70.91
AT7	14250	095	UT	CM	01/01/2022	306T3656	WC	FWK1206	M	HESS TERRY	04/18/2022	10/26/2022	68075239	105.74
AT7	14050001001	042	UT	CB	01/01/2022	306T3656	WC	FXL6681	M	DARREN BACKMAN	09/26/2022	10/26/2022	68075251	903.94
AT7	14050001001	042	UT	CB	01/01/2022	306T3656	WC	FXL6681	M	DARREN BACKMAN	09/26/2022	10/26/2022	68075252	70.91
AT7	14640024	042	UT	CB	01/01/2022	306T3656	WC	FXL7792	M	TYLER BONNER	10/05/2022	10/26/2022	68075252	163.38
AT7	13660002001	095	UT	CM	01/01/2022	306T3656	WC	FWQ6248	M	GEDDES JAY	06/16/2022	10/26/2022	68075259	224.00
AT7	13660002001	095	UT	CM	01/01/2022	306T3656	WC	FWQ6248	M	GEDDES JAY	06/16/2022	10/31/2022	68075259	(224.00)
AT7	14260004	042	UT	CB	01/01/2022	306T3656	WC	FXL0472	M	KEARL COBY	08/30/2022	10/26/2022	68075269	270.90
AT7	13660004	095	UT	CM	01/01/2022	306T3656	WC	FXL9341	M	JEFF PACE	10/04/2022	10/26/2022	68075302	530.69
AT7	16110200	042	UT	CB	01/01/2022	306T3656	WC	FXL3353	M	SEELY AMMON L	09/13/2022	10/26/2022	68075317	2,437.60

**CSS Worker's Compensation Disbursements  
Oct 2022 to Nov 2022 - By Check Number**

Client Code	Organization Code	Adjusting Office	State	Claim Designator	Policy Effective Date	Policy Number	Line	Claim Number	Payment Type	Claimant Name	Loss Date	Charge Date	Check Number	Check Amount
AT7	11460	042	UT	CB	01/01/2022	306T3656	WC	FVC5842	M	BRAILSFORD LORETT	02/02/2022	10/26/2022	68075319	100.62
AT7	11310	042	UT	CB	01/01/2022	306T3656	WC	FXB4525	M	PACE MATTHEW	08/05/2022	10/26/2022	68075319	171.95
AT7	11910002	042	UT	CB	01/01/2022	306T3656	WC	FXB8668	M	RAY BRADEN	08/22/2022	10/26/2022	68075319	132.79
AT7	14910	042	UT	CB	01/01/2022	306T3656	WC	FXL4106	M	THAROLD NORTHUP	09/06/2022	10/26/2022	68075319	146.17
AT7	14870	095	UT	CM	01/01/2022	306T3656	WC	FXL4989	M	BRINKERHOFF CLOYD	08/30/2022	10/26/2022	68075320	220.44
AT7	16080003004	042	UT	CB	01/01/2022	306T3656	WC	FVK9299	M	TAYLOR DARRAN	01/23/2022	10/26/2022	68075321	174.60
AT7	16080001003	095	UT	CM	01/01/2022	306T3656	WC	FWK8363	M	ERICKSON JACOB	05/22/2022	10/26/2022	68075322	117.45
AT7	14660002	095	UT	CM	01/01/2022	306T3656	WC	FXB8084	M	WATERFALL ADALENA	08/17/2022	10/26/2022	68075323	97.81
AT7	16080003003	042	UT	CB	01/01/2022	306T3656	WC	FWQ8353	M	ELLINGSON BRADEN	07/08/2022	10/26/2022	68075325	97.81
AT7	14390004	095	UT	CM	01/01/2022	306T3656	WC	FXL7862	M	ETHAN YOUNG	10/04/2022	10/26/2022	68075326	170.24
AT7	14930002	042	UT	CB	01/01/2022	306T3656	WC	FVK6954	M	FILLER JOHN	03/28/2022	10/26/2022	68075327	114.30
AT7	12690004	042	UT	CB	01/01/2022	306T3656	WC	FWK9974	M	PARK EDWIN	05/26/2022	10/26/2022	68075328	550.80
AT7	12690004	042	UT	CB	01/01/2022	306T3656	WC	FWK9974	M	PARK EDWIN	05/26/2022	10/26/2022	68075329	92.16
AT7	14480022042	042	UT	CB	01/01/2021	306T3656	WC	FUB4266	M	COX HYRUM	11/12/2021	10/26/2022	68075331	411.50
AT7	17310002	042	UT	CB	01/01/2022	306T3656	WC	FXL5066	M	TROY ROTHE	08/01/2022	10/26/2022	68075332	552.95
AT7	11910006	095	UT	CM	01/01/2022	306T3656	WC	FXB5808	M	CORINNE BRENT	08/10/2022	10/26/2022	68075334	163.98
AT7	17870	095	UT	CM	01/01/2022	306T3656	WC	FXB6986	M	ZAZUETA ROXANNA	08/16/2022	10/26/2022	68075334	62.98
AT7	11660003	042	UT	CB	01/01/2022	306T3656	WC	FWQ9909	M	VEGA ROMAN	07/13/2022	10/26/2022	68075335	70.91
AT7	13230	042	UT	CB	01/01/1993	306T4813	WC	A4J7027	M	SERASSIO DARLA	10/15/1993	10/26/2022	68075340	323.68
AT7	16080003003	042	UT	CB	01/01/2021	306T3656	WC	FUN1578	M	WEBB ADAM	12/14/2021	10/26/2022	68075340	115.67
AT7	15080003	042	UT	CB	01/01/2022	306T3656	WC	FWQ3568	M	GINES RICK	06/15/2022	10/26/2022	68075340	900.77
AT7	14930003	042	UT	CB	01/01/2022	306T3656	WC	FXB5195	M	BOYLE COREY	08/06/2022	10/26/2022	68075340	87.50
AT7	16080003002	042	UT	CB	01/01/2022	306T3656	WC	FXB9978	M	HENDERSON MARK	08/26/2022	10/26/2022	68075340	134.19
AT7	16080001003	042	UT	CB	01/01/2022	306T3656	WC	FXL5905	M	MATTHEW HAMBLETON	07/07/2022	10/26/2022	68075340	563.01
AT7	16080003003	042	UT	CB	01/01/2022	306T3656	WC	FXL7607	M	DUSTIN SMITH	10/04/2022	10/26/2022	68075340	422.45
AT7	16080001003	095	UT	CM	01/01/2022	306T3656	WC	FWK8363	M	ERICKSON JACOB	05/22/2022	10/26/2022	68075341	87.50
AT7	16080001001	095	UT	CM	01/01/2022	306T3656	WC	FWQ6950	M	SHIRVANI JASON	06/30/2022	10/26/2022	68075341	1,496.88
AT7	11030001	042	UT	CB	01/01/2022	306T3656	WC	FWQ1348	M	GLENN CHASITY	06/02/2022	10/26/2022	68075398	10,262.56
AT7	14260001	042	UT	CB	01/01/2022	306T3656	WC	FWQ2612	M	NEWMAN KATHRYN	06/01/2022	10/26/2022	68075399	977.54
AT7	14260001	042	UT	CB	01/01/2022	306T3656	WC	FWQ2612	M	NEWMAN KATHRYN	06/01/2022	11/03/2022	68075399	(977.54)
AT7	15610015001	042	UT	CB	01/01/2020	306T3656	WC	FPZ2637	M	STONE CALLAN M	06/09/2020	10/26/2022	68075400	171.00
AT7	16110411	042	UT	CB	01/01/2020	306T3656	WC	FQV2586	M	LAPRAY ROSS G	09/14/2020	10/26/2022	68075400	124.00
AT7	17310003	042	UT	CB	01/01/2021	306T3656	WC	FUN2542	M	THOMAS KIM	12/30/2021	10/26/2022	68075400	76.00
AT7	16690008	042	UT	CB	01/01/2022	306T3656	WC	FWK0638	M	STUART CHARLES	04/12/2022	10/26/2022	68075400	144.56
AT7	16140005	042	UT	CB	01/01/2022	306T3656	WC	FWK9853	M	WEESE TAMRA	05/24/2022	10/26/2022	68075400	46.55
AT7	14480022044	042	UT	CB	01/01/2022	306T3656	WC	FWQ2255	M	EPPERSON REBEKAH	06/09/2022	10/26/2022	68075400	325.20
AT7	16140004	042	UT	CB	01/01/2022	306T3656	WC	FXB7410	M	DOUGLAS JOLSON	07/14/2022	10/26/2022	68075400	33.32
AT7	11870	095	UT	CM	01/01/2021	306T3656	WC	FTQ8741	M	CHRISTENSEN KENDA	10/18/2021	10/26/2022	68075401	173.00
AT7	11870	095	UT	CM	01/01/2022	306T3656	WC	FWK9682	M	JEWKES DEBRA	05/26/2022	10/26/2022	68075401	316.20

**CSS Worker's Compensation Disbursements  
Oct 2022 to Nov 2022 - By Check Number**

Client Code	Organization Code	Adjusting Office	State	Claim Designator	Policy Effective Date	Policy Number	Line	Claim Number	Payment Type	Claimant Name	Loss Date	Charge Date	Check Number	Check Amount
AT7	13200007	095	UT	CM	01/01/2022	306T3656	WC	FWQ3162	M	PHILLIPS MATTHEW	06/10/2022	10/26/2022	68075401	76.00
AT7	15320001	095	UT	CM	01/01/2022	306T3656	WC	FXB5653	M	DYKENS SHAUN R	07/23/2022	10/26/2022	68075401	136.92
AT7	13660001	095	UT	CM	01/01/2022	306T3656	WC	FXB9809	M	TYLER NEELEY	08/24/2022	10/26/2022	68075401	209.66
AT7	11870	095	UT	CM	01/01/2021	306T3656	WC	FTQ8741	M	CHRISTENSEN KENDA	10/18/2021	10/31/2022	68075401	(173.00)
AT7	11870	095	UT	CM	01/01/2022	306T3656	WC	FWK9682	M	JEWKES DEBRA	05/26/2022	10/31/2022	68075401	(316.20)
AT7	13200007	095	UT	CM	01/01/2022	306T3656	WC	FWQ3162	M	PHILLIPS MATTHEW	06/10/2022	10/31/2022	68075401	(76.00)
AT7	15320001	095	UT	CM	01/01/2022	306T3656	WC	FXB5653	M	DYKENS SHAUN R	07/23/2022	10/31/2022	68075401	(136.92)
AT7	13660001	095	UT	CM	01/01/2022	306T3656	WC	FXB9809	M	TYLER NEELEY	08/24/2022	10/31/2022	68075401	(209.66)
AT7	12230004017	095	UT	CM	01/01/2022	306T3656	WC	FXL0981	M	KIM LATU	08/26/2022	10/26/2022	68075402	39.83
AT7	12230004017	095	UT	CM	01/01/2022	306T3656	WC	FXL0981	M	KIM LATU	08/26/2022	10/31/2022	68075402	(39.83)
AT7	14260003	095	UT	CM	01/01/2022	306T3656	WC	FXL8532	M	SKYLER GAILEY	10/07/2022	10/26/2022	68075403	182.56
AT7	16690007	095	UT	CM	01/01/2022	306T3656	WC	FXL5017	M	SHARON LEAVITT	09/21/2022	10/26/2022	68075404	136.92
AT7	13230001	042	UT	CB	01/01/2022	306T3656	WC	FXL5025	M	DAVID RBRICKEY	09/21/2022	10/26/2022	68075405	136.92
AT7	15320018	095	UT	CM	01/01/2022	306T3656	WC	FXB6229	M	GARDNER DENNIS R	08/02/2022	10/26/2022	68075406	148.40
AT7	14660002	095	UT	CM	01/01/2022	306T3656	WC	FXL1324	M	ARIEL DO KEEFE	09/01/2022	10/26/2022	68075407	239.40
AT7	10020	095	UT	CM	01/01/2022	306T3656	WC	FXL5161	M	LANDON WALLACE	09/20/2022	10/26/2022	68075408	148.40
AT7	17310002	042	UT	CB	01/01/2022	306T3656	WC	FXL5066	M	TROY ROTHE	08/01/2022	10/26/2022	68075409	148.40
AT7	15130	095	UT	CM	01/01/2022	306T3656	WC	FWK9831	M	NELSON PAUL B	05/31/2022	10/26/2022	68075410	148.40
AT7	15130	095	UT	CM	01/01/2022	306T3656	WC	FWK9831	M	NELSON PAUL B	05/31/2022	10/31/2022	68075410	(148.40)
AT7	13230004	095	UT	CM	01/01/2022	306T3656	WC	FXL2272	M	BOWLES CHRISTOPH	09/07/2022	10/26/2022	68075411	111.30
AT7	15130	095	UT	CM	01/01/2022	306T3656	WC	FXL4487	M	JOANN CHANDLER	08/31/2022	10/26/2022	68075412	148.40
AT7	11690008	095	UT	CM	01/01/2021	306T3656	WC	FXL8849	M	SIMEON MILLER	11/22/2021	10/26/2022	68075413	127.26
AT7	15320001	095	UT	CM	01/01/2022	306T3656	WC	FXB5653	M	DYKENS SHAUN R	07/23/2022	10/26/2022	68075414	129.90
AT7	15320001	095	UT	CM	01/01/2022	306T3656	WC	FXB5653	M	DYKENS SHAUN R	07/23/2022	11/03/2022	68075414	(129.90)
AT7	13200008	042	UT	CB	01/01/2022	306T3656	WC	FVK7077	M	FLAIG PAUL	03/29/2022	10/26/2022	68075415	1,636.20
AT7	16140004	042	UT	CB	01/01/2022	306T3656	WC	FXB7410	M	DOUGLAS JOLSON	07/14/2022	10/26/2022	68075415	575.28
AT7	13200008	042	UT	CB	01/01/2022	306T3656	WC	FVK7077	M	FLAIG PAUL	03/29/2022	10/31/2022	68075415	(1,636.20)
AT7	16140004	042	UT	CB	01/01/2022	306T3656	WC	FXB7410	M	DOUGLAS JOLSON	07/14/2022	10/31/2022	68075415	(575.28)
AT7	14640020	042	UT	CB	01/01/2021	306T3656	WC	FTK8634	M	LLOYD DAKOTA J	08/24/2021	10/26/2022	68075416	467.94
AT7	16690025	042	UT	CB	01/01/2022	306T3656	WC	FVC9721	M	AWERKAMP ERIN B	02/21/2022	10/26/2022	68075416	702.99
AT7	14640020	042	UT	CB	01/01/2021	306T3656	WC	FTK8634	M	LLOYD DAKOTA J	08/24/2021	10/31/2022	68075416	(467.94)
AT7	16690025	042	UT	CB	01/01/2022	306T3656	WC	FVC9721	M	AWERKAMP ERIN B	02/21/2022	10/31/2022	68075416	(702.99)
AT7	14050001001	042	UT	CB	01/01/2021	306T3656	WC	FSS5707	M	WILKINSON NICHOLA	05/04/2021	10/26/2022	68075417	252.18
AT7	14050001001	042	UT	CB	01/01/2021	306T3656	WC	FSS5707	M	WILKINSON NICHOLA	05/04/2021	11/03/2022	68075417	(252.18)
AT7	16690016	095	UT	CM	01/01/2022	306T3656	WC	FXB0866	M	GRIFFIN JENIFER L	06/02/2022	10/26/2022	68075418	130.23
AT7	13640004	042	UT	CB	01/01/2020	306T3656	WC	FPZ8038	M	RUNOLFSON GABRIEL	07/02/2020	10/26/2022	68075419	682.32
AT7	13640004	042	UT	CB	01/01/2020	306T3656	WC	FPZ8038	M	RUNOLFSON GABRIEL	07/02/2020	10/31/2022	68075419	(682.32)
AT7	12110002	095	UT	CM	01/01/2022	306T3656	WC	FWK7235	M	MILLER KAREN	05/02/2022	10/26/2022	68075420	250.68
AT7	16110220	095	UT	CM	01/01/2022	306T3656	WC	FWQ9102	M	GARRETT CHELVEY	07/12/2022	10/26/2022	68075420	1,088.31

## CSS Worker's Compensation Disbursements Oct 2022 to Nov 2022 - By Check Number

Client Code	Organization Code	Adjusting Office	State	Claim Designator	Policy Effective Date	Policy Number	Line	Claim Number	Payment Type	Claimant Name	Loss Date	Charge Date	Check Number	Check Amount
AT7	16110114	095	UT	CM	01/01/2022	306T3656	WC	FXL0626	M	DAREN WJUDD	08/31/2022	10/26/2022	68075420	588.19
AT7	12110002	095	UT	CM	01/01/2022	306T3656	WC	FWK7235	M	MILLER KAREN	05/02/2022	10/31/2022	68075420	(250.68)
AT7	16110220	095	UT	CM	01/01/2022	306T3656	WC	FWQ9102	M	GARRETT CHELVEY	07/12/2022	10/31/2022	68075420	(1,088.31)
AT7	16110114	095	UT	CM	01/01/2022	306T3656	WC	FXL0626	M	DAREN WJUDD	08/31/2022	10/31/2022	68075420	(588.19)
AT7	14140001	042	UT	CB	01/01/2021	306T3656	WC	FUN0856	M	HIGGINS DEVEN	12/16/2021	10/26/2022	68075421	461.81
AT7	14140001	042	UT	CB	01/01/2021	306T3656	WC	FUN0856	M	HIGGINS DEVEN	12/16/2021	11/03/2022	68075421	(461.81)
AT7	16690025	042	UT	CB	01/01/2022	306T3656	WC	FVC9721	M	AWERKAMP ERIN B	02/21/2022	10/26/2022	68075422	2,334.69
AT7	16690025	042	UT	CB	01/01/2022	306T3656	WC	FVC9721	M	AWERKAMP ERIN B	02/21/2022	11/03/2022	68075422	(2,334.69)
AT7	13980005	095	UT	CM	01/01/2022	306T3656	WC	FWK8272	M	BOYACK PARKER	05/20/2022	10/26/2022	68075423	1,680.98
AT7	11740	042	UT	CB	01/01/1999	306T4813	WC	A4J8127	C	DALLEY RAWLAND	05/28/1999	10/26/2022	68075500	908.00
AT7	17950	042	UT	CB	01/01/2021	306T3656	WC	FTK4591	C	WILSON JACKIE	07/26/2021	10/27/2022	68075634	924.00
AT7	14480022044	042	UT	CB	01/01/2022	306T3656	WC	FWQ2255	C	EPPERSON REBEKAH	06/09/2022	10/27/2022	68075636	486.00
AT7	14050001001	042	UT	CB	01/01/2022	306T3656	WC	FXL6681	C	DARREN BACKMAN	09/26/2022	10/27/2022	68075639	161.48
AT7	14480007008	095	UT	CM	01/01/2022	306T3656	WC	FWQ4953	M	WILLIAMS SAVANAH	06/21/2022	10/28/2022	68076765	88.74
AT7	13580	042	UT	CB	01/01/2021	306T3656	WC	FRU2531	C	NAKAI RITA	01/05/2021	10/31/2022	68076862	722.00
AT7	16110211	042	UT	CB	01/01/2021	306T3656	WC	FTK0277	C	GRACIA LIONEL R	07/16/2021	10/31/2022	68076863	865.00
AT7	13020009	042	UT	CB	01/01/2021	306T3656	WC	FUB9345	M	JOHNSON RANDY L	12/10/2021	10/31/2022	68076865	357.28
AT7	11460	042	UT	CB	01/01/2022	306T3656	WC	FVC5842	C	BRAILSFORD LORETT	02/02/2022	10/31/2022	68076866	320.00
AT7	13660003	042	UT	CB	01/01/2022	306T3656	WC	FWQ1661	C	ZACH ROBINSON	06/07/2022	10/31/2022	68076867	889.67
AT7	16690032	042	UT	CB	01/01/2022	306T3656	WC	FWK6752	M	MEDINA MITZIANA	05/13/2022	10/31/2022	68077404	163.44
AT7	14260001	042	UT	CB	01/01/2022	306T3656	WC	FWQ2612	C	NEWMAN KATHRYN	06/01/2022	11/02/2022	68078214	587.94
AT7	12830	042	UT	CB	01/01/2022	306T3656	WC	FWK9510	M	ROWSER TYLER	05/29/2022	11/02/2022	68079259	406.35
AT7	12790	042	UT	CB	01/01/2022	306T3656	WC	FXL5697	M	LAW COLBY D	08/30/2022	11/02/2022	68079332	303.46
AT7	13840003	095	UT	CM	01/01/2022	306T3656	WC	FWQ5937	M	MAXFIELD MAYA	06/23/2022	11/02/2022	68079346	116.73
AT7	16110400	042	UT	CB	01/01/2022	306T3656	WC	FXB6458	M	GARDNER BRADLEY G	08/10/2022	11/02/2022	68079375	184.80
AT7	12480	042	UT	CB	01/01/2022	306T3656	WC	FWQ0804	M	MCCANDLESS DONALD	06/03/2022	11/02/2022	68079726	188.15
AT7	16080001001	042	UT	CB	01/01/2022	306T3656	WC	A3C9527	M	MATTHEW HAMBLETON	09/09/2022	11/02/2022	68079817	158.86
AT7	16080002003	095	UT	CM	01/01/2022	306T3656	WC	FXL7266	M	HARLEY OLSON	09/23/2022	11/02/2022	68079818	274.68
AT7	16080001003	042	UT	CB	01/01/2022	306T3656	WC	FXL5905	M	HAMBLETON MATTHEW	07/07/2022	11/02/2022	68079819	31.32
AT7	16080003003	042	UT	CB	01/01/2022	306T3656	WC	FXL7607	M	SMITH DUSTIN	10/04/2022	11/02/2022	68079819	15.66
AT7	13160001	095	UT	CM	01/01/2022	306T3656	WC	FXB6424	M	LONDON TWITCHELL	08/15/2022	11/02/2022	68079828	62.35
AT7	16080001005	042	UT	CB	01/01/2022	306T3656	WC	FWK2634	M	ROSS TODD	04/07/2022	11/02/2022	68079846	156.50
AT7	14050001001	042	UT	CB	01/01/2022	306T3656	WC	FXL6681	M	BACKMAN DARREN	09/26/2022	11/02/2022	68079864	489.60
AT7	11460	042	UT	CB	01/01/2022	306T3656	WC	FVC5842	M	BRAILSFORD LORETT	02/02/2022	11/02/2022	68080025	194.35
AT7	14480022044	042	UT	CB	01/01/2022	306T3656	WC	FWQ2255	M	EPPERSON REBEKAH	06/09/2022	11/02/2022	68080055	244.35
AT7	11640003	042	UT	CB	01/01/2022	306T3656	WC	FXB9539	M	WALTON BLAKE	08/27/2022	11/02/2022	68080055	367.65
AT7	13660003	042	UT	CB	01/01/2015	306T3656	WC	E3W2365	M	CHUCHRAN JARED A	05/30/2015	11/02/2022	68080439	105.23
AT7	13020009	042	UT	CB	01/01/2021	306T3656	WC	FUB9345	M	JOHNSON RANDY L	12/10/2021	11/02/2022	68080461	114.95
AT7	16080003003	042	UT	CB	01/01/2022	306T3656	WC	FXL7607	M	SMITH DUSTIN	10/04/2022	11/02/2022	68080463	105.23

**CSS Worker's Compensation Disbursements  
Oct 2022 to Nov 2022 - By Check Number**

Client Code	Organization Code	Adjusting Office	State	Claim Designator	Policy Effective Date	Policy Number	Line	Claim Number	Payment Type	Claimant Name	Loss Date	Charge Date	Check Number	Check Amount
AT7	11490	042	UT	CB	01/01/1993	306T4813	WC	A4J6454	M	SHELTON JACQUE A	08/08/1993	11/02/2022	68080472	168.56
AT7	11030005	042	UT	CB	01/01/2022	306T3656	WC	FVK9877	M	SCOTT JEFFREY	04/11/2022	11/02/2022	68080519	127.50
AT7	13660003	095	UT	CM	01/01/2022	306T3656	WC	FVC5387	M	DAVIS JESSE	01/24/2022	11/02/2022	68080536	450.84
AT7	13660004	095	UT	CM	01/01/2022	306T3656	WC	FXL9341	M	PACE JEFF	10/04/2022	11/02/2022	68080537	145.43
AT7	10480008	095	UT	CM	01/01/2022	306T3656	WC	FXB5834	M	MAXFIELD JENNIFER	08/09/2022	11/02/2022	68080551	108.68
AT7	13060002	095	UT	CM	01/01/2022	306T3656	WC	FXL6990	M	ARTHUR PARRY	09/29/2022	11/02/2022	68080551	79.78
AT7	10640	042	UT	CB	01/01/2016	306T3656	WC	ESL7571	M	BATES LAURIE	01/19/2016	11/02/2022	68080553	98.71
AT7	11460	042	UT	CB	01/01/2022	306T3656	WC	FVC5842	M	BRAILSFORD LORETT	02/02/2022	11/02/2022	68080553	2,314.85
AT7	11640003	042	UT	CB	01/01/2022	306T3656	WC	FXB9539	M	WALTON BLAKE	08/27/2022	11/02/2022	68080553	88.74
AT7	16080003004	042	UT	CB	01/01/2022	306T3656	WC	FVK9299	M	TAYLOR DARRAN	01/23/2022	11/02/2022	68080554	120.60
AT7	16080001003	095	UT	CM	01/01/2022	306T3656	WC	FWK8363	M	ERICKSON JACOB	05/22/2022	11/02/2022	68080555	114.30
AT7	14890	042	UT	CB	01/01/2022	306T3656	WC	FXB3747	M	JENSEN DALLIN	08/02/2022	11/02/2022	68080556	101.25
AT7	14930002	042	UT	CB	01/01/2022	306T3656	WC	FVK6954	M	FILLER JOHN	03/28/2022	11/02/2022	68080557	114.30
AT7	16140003	042	UT	CB	01/01/2019	306T3656	WC	FMP7200	M	RICKS CURTIS W	07/31/2019	11/02/2022	68080558	103.90
AT7	11520	095	UT	CM	01/01/2022	306T3656	WC	FWQ7917	M	LEAVITT KYLE C	05/16/2022	11/02/2022	68080559	1,086.74
AT7	12460001	042	UT	CB	01/01/2021	306T3656	WC	FTQ4589	M	FORSYTH ROBBIN	09/22/2021	11/02/2022	68080560	180.00
AT7	12460008	042	UT	CB	01/01/2021	306T3656	WC	FUB5498	M	HAWKS DEBRA	11/19/2021	11/02/2022	68080560	76.28
AT7	11520	095	UT	CM	01/01/2022	306T3656	WC	FVK7230	M	CHILDS RICKY	03/30/2022	11/02/2022	68080561	61.26
AT7	17310002	042	UT	CB	01/01/2022	306T3656	WC	FXL5066	M	ROTHER TROY	08/01/2022	11/02/2022	68080562	53.30
AT7	16080003003	042	UT	CB	01/01/2022	306T3656	WC	FVK1708	M	FLYGARE TYLER	03/03/2022	11/02/2022	68080563	135.45
AT7	10810	042	UT	CB	01/01/1996	306T4813	WC	A4J7017	M	BROWN CHRIS J	11/19/1996	11/02/2022	68080564	518.45
AT7	10020	095	UT	CM	01/01/2022	306T3656	WC	FWQ8837	M	SOLIS-GONZALEZ ER	04/21/2022	11/02/2022	68080565	59.06
AT7	12460007	095	UT	CM	01/01/2022	306T3656	WC	FXB2235	M	MALONE DANIEL	07/26/2022	11/02/2022	68080565	25.00
AT7	13500005	095	UT	CM	01/01/2022	306T3656	WC	FXL2427	M	SWARTZEL LAURA	08/05/2022	11/02/2022	68080565	126.82
AT7	14580005	042	UT	CB	01/01/2022	306T3656	WC	FWQ9128	M	JENSEN MELISSA	07/05/2022	11/02/2022	68080566	61.59
AT7	16080001001	042	UT	CB	01/01/2022	306T3656	WC	FWQ6950	M	SHIRVANI JASON	06/30/2022	11/02/2022	68080577	87.50
AT7	14010	042	UT	CB	01/01/2022	306T3656	WC	FXB0775	M	CHADD JAMES R	07/18/2022	11/02/2022	68080577	90.43
AT7	16080001003	042	UT	CB	01/01/2022	306T3656	WC	FXB8089	M	BANNER DAVID	08/22/2022	11/02/2022	68080577	354.27
AT7	16080003002	042	UT	CB	01/01/2022	306T3656	WC	FXB9978	M	HENDERSON MARK	08/26/2022	11/02/2022	68080577	87.50
AT7	16080003003	042	UT	CB	01/01/2022	306T3656	WC	FXL7607	M	SMITH DUSTIN	10/04/2022	11/02/2022	68080577	87.50
AT7	16080001001	095	UT	CM	01/01/2022	306T3656	WC	FXL9349	M	JAMES QUINN	10/11/2022	11/02/2022	68080578	87.50
AT7	11110	042	UT	CB	01/01/1996	306T4813	WC	A4J7065	M	HANSEN GARRETT L	11/22/1996	11/02/2022	68080651	124.00
AT7	13640004	042	UT	CB	01/01/2020	306T3656	WC	FPZ8038	M	RUNOLFSON GABRIEL	07/02/2020	11/02/2022	68080651	124.00
AT7	14480007010	042	UT	CB	01/01/2021	306T3656	WC	FTA8379	M	VAN NOSDOL TY	06/08/2021	11/02/2022	68080651	179.17
AT7	14640020	042	UT	CB	01/01/2021	306T3656	WC	FTK8634	M	LLOYD DAKOTA J	08/24/2021	11/02/2022	68080651	179.00
AT7	16690025	042	UT	CB	01/01/2022	306T3656	WC	FVC9721	M	AWERKAMP ERIN B	02/21/2022	11/02/2022	68080651	179.00
AT7	16690008	042	UT	CB	01/01/2022	306T3656	WC	FWK0638	M	STUART CHARLES	04/12/2022	11/02/2022	68080651	124.00
AT7	14680010	042	UT	CB	01/01/2022	306T3656	WC	FXB2061	M	DICKINSON DAYTON	07/21/2022	11/02/2022	68080651	62.06
AT7	11870	095	UT	CM	01/01/2022	306T3656	WC	FWK9682	M	JEWKES DEBRA	05/26/2022	11/02/2022	68080652	316.20

**CSS Worker's Compensation Disbursements  
Oct 2022 to Nov 2022 - By Check Number**

Client Code	Organization Code	Adjusting Office	State	Claim Designator	Policy Effective Date	Policy Number	Line	Claim Number	Payment Type	Claimant Name	Loss Date	Charge Date	Check Number	Check Amount
AT7	14480011019	095	UT	CM	01/01/2022	306T3656	WC	FXB4302	M	BROWN KEVIN	07/22/2022	11/02/2022	68080652	437.71
AT7	15320001	095	UT	CM	01/01/2022	306T3656	WC	FXB5653	M	DYKENS SHAUN R	07/23/2022	11/02/2022	68080652	136.92
AT7	13660001	095	UT	CM	01/01/2022	306T3656	WC	FXB9809	M	NEELEY TYLER	08/24/2022	11/02/2022	68080652	209.66
AT7	12230004017	095	UT	CM	01/01/2022	306T3656	WC	FXL0981	M	LATU KIM	08/26/2022	11/02/2022	68080652	268.32
AT7	13230006001	042	UT	CB	01/01/2022	306T3656	WC	FWK5249	M	PERRY JONATHAN	05/03/2022	11/02/2022	68080653	71.25
AT7	12070	042	UT	CB	01/01/2008	306T3656	WC	A9E3676	M	DOMINGO MANUEL	01/21/2008	11/02/2022	68080654	164.14
AT7	14480007010	042	UT	CB	01/01/2021	306T3656	WC	FTA8379	M	VAN NOSDOL TY	06/08/2021	11/02/2022	68080654	34.22
AT7	16690025	042	UT	CB	01/01/2022	306T3656	WC	FVC9721	M	AWERKAMP ERIN B	02/21/2022	11/02/2022	68080654	110.78
AT7	11030005	042	UT	CB	01/01/2022	306T3656	WC	FVK9877	M	SCOTT JEFFREY	04/11/2022	11/02/2022	68080654	285.36
AT7	13980005	095	UT	CM	01/01/2022	306T3656	WC	FWK8272	M	BOYACK PARKER	05/20/2022	11/02/2022	68080655	110.78
AT7	12070	042	UT	CB	01/01/2008	306T3656	WC	A9E3676	M	DOMINGO MANUEL	01/21/2008	11/02/2022	68080656	2,680.42
AT7	11030005	042	UT	CB	01/01/2022	306T3656	WC	FVK9877	M	SCOTT JEFFREY	04/11/2022	11/02/2022	68080656	5,486.88
AT7	16000	095	UT	CM	01/01/2022	306T3656	WC	FXL5155	M	CUBBEDGE JORDAN	09/16/2022	11/02/2022	68080657	136.92
AT7	11690010	095	UT	CM	01/01/2022	306T3656	WC	FXL8789	M	KOLTON ROSE	10/10/2022	11/02/2022	68080658	180.42
AT7	14700	095	UT	CM	01/01/2022	306T3656	WC	FXW0703	M	STEVEN MEISMER	04/05/2022	11/02/2022	68080659	182.56
AT7	17310002	042	UT	CB	01/01/2022	306T3656	WC	FXL5066	M	ROTHE TROY	08/01/2022	11/02/2022	68080660	148.40
AT7	16140004	042	UT	CB	01/01/2022	306T3656	WC	FXB7410	M	OLSON DOUGLAS J	07/14/2022	11/02/2022	68080661	575.28
AT7	10110	095	UT	CM	01/01/2022	306T3656	WC	FXB0038	M	HIRSCHI STEVE T	07/15/2022	11/02/2022	68080662	905.05
AT7	16690032	042	UT	CB	01/01/2022	306T3656	WC	FWK6752	M	MEDINA MITZIANA	05/13/2022	11/02/2022	68080663	150.48
AT7	13020008	095	UT	CM	01/01/2022	306T3656	WC	FWQ5916	M	ZACHARY LARSEN	05/14/2022	11/02/2022	68080664	323.82
AT7	14480022042	042	UT	CB	01/01/2022	306T3656	WC	FWK2605	C	HOWELL DOUGLAS	04/24/2022	11/02/2022	68080737	1,384.00
AT7	10480020	042	UT	CB	01/01/2022	306T3656	WC	FWQ8600	C	CLARK JENNAFER	07/06/2022	11/02/2022	68080738	758.00
AT7	14480022030	042	UT	CB	01/01/2021	306T3656	WC	FTK9775	C	HANCOCK SHAWN	08/27/2021	11/03/2022	68080885	7,000.00
AT7	13200008	042	UT	CB	01/01/2022	306T3656	WC	FVK7077	C	FLAIG PAUL	03/29/2022	11/03/2022	68080886	257.71
AT7	14140006	042	UT	CB	01/01/2022	306T3656	WC	FXB5750	C	PALMER JACOB	08/09/2022	11/03/2022	68080887	557.31
AT7	14640024	042	UT	CB	01/01/2022	306T3656	WC	FXL7792	C	BONNER TYLER	10/05/2022	11/03/2022	68080889	2,260.00
AT7	13510002	042	UT	CB	01/01/2021	306T3656	WC	FUN0109	C	THACKER BRYANT G	12/15/2021	11/04/2022	68081379	1,384.00
AT7	11640003	042	UT	CB	01/01/2022	306T3656	WC	FXL9511	E	RICHEY JEFFREY	10/11/2022	11/04/2022	68081905	19.18
AT7	11200004	042	UT	CB	01/01/2021	306T3656	WC	FTA0846	M	EVANS MATTHEW	06/01/2021	11/04/2022	68081906	1,042.60
AT7	11640005	042	UT	CB	01/01/2012	306T3656	WC	ETX7968	C	HATCH MICHAEL J	07/06/2012	11/07/2022	68081978	1,016.00
AT7	11030005	042	UT	CB	01/01/2022	306T3656	WC	FVK9877	C	SCOTT JEFFREY	04/11/2022	11/07/2022	68081989	1,672.00
AT7	11830011	042	UT	CB	01/01/2017	306T3656	WC	E9A2052	C	COX STEVEN W	01/03/2017	11/08/2022	68082612	458.48
AT7	12230004019	042	UT	CB	01/01/2021	306T3656	WC	FRU7894	M	COOK DARIN	02/03/2021	11/08/2022	68082617	254.80
AT7	13020009	042	UT	CB	01/01/2021	306T3656	WC	FUB9345	C	JOHNSON RANDY L	12/10/2021	11/08/2022	68082619	1,578.00
AT7	11030002	042	UT	CB	01/01/2022	306T3656	WC	FVK1229	C	FORBES CHARLES	03/01/2022	11/08/2022	68082620	578.00
AT7	15080003	042	UT	CB	01/01/2022	306T3656	WC	FWQ3568	C	GINES RICK	06/15/2022	11/08/2022	68082622	2,076.00
AT7	11640003	042	UT	CB	01/01/2022	306T3656	WC	FXB9539	C	WALTON BLAKE	08/27/2022	11/08/2022	68082623	1,856.00
AT7	16110200	042	UT	CB	01/01/2022	306T3656	WC	FXL3353	M	SEELY AMMON L	09/13/2022	11/08/2022	68082624	188.16
AT7	11460	042	UT	CB	01/01/2022	306T3656	WC	FVC5842	M	BRAILSFORD LORETT	02/02/2022	11/08/2022	68083130	90.09

**CSS Worker's Compensation Disbursements  
Oct 2022 to Nov 2022 - By Check Number**

Client Code	Organization Code	Adjusting Office	State	Claim Designator	Policy Effective Date	Policy Number	Line	Claim Number	Payment Type	Claimant Name	Loss Date	Charge Date	Check Number	Check Amount
AT7	11770	042	UT	CB	01/01/2018	306T3656	WC	A3C1892	C	STEELE DENNIS	09/15/2018	11/09/2022	68083304	1,494.00
AT7	11640003	042	UT	CB	01/01/2022	306T3656	WC	FXL9511	C	RICHEY JEFFREY	10/11/2022	11/09/2022	68083309	414.03
AT7	11490022006	042	UT	CB	01/01/2016	306T3656	WC	E7W6646	M	BROWNELL STEVE	10/07/2016	11/09/2022	68083398	606.39
AT7	14480007011	042	UT	CB	01/01/2019	306T3656	WC	FMX3723	E	JONES LAURIE	10/03/2019	11/09/2022	68083789	332.50
AT7	15610004	042	UT	CB	01/01/2020	306T3656	WC	FPZ6063	E	HUNTER JED W	06/30/2020	11/09/2022	68083789	192.50
AT7	17310002	042	UT	CB	01/01/2022	306T3656	WC	FXB3985	E	OLSEN JASON	07/29/2022	11/09/2022	68083789	332.50
AT7	14050003005	042	UT	CB	01/01/2022	306T3656	WC	FWK4212	M	PETERSON MASON	05/02/2022	11/09/2022	68083847	65.00
AT7	15320001	095	UT	CM	01/01/2022	306T3656	WC	FXB5653	M	DYKENS SHAUN R	07/23/2022	11/09/2022	68084220	247.50
AT7	16140003	042	UT	CB	01/01/2020	306T3656	WC	FNR2660	E	LABBE DAVID R	01/03/2020	11/09/2022	68084436	35.80
AT7	13030	042	UT	CB	01/01/2020	306T3656	WC	FQM2193	E	VANBEEKUM RON	08/02/2020	11/09/2022	68084436	17.90
AT7	16110400	042	UT	CB	01/01/2022	306T3656	WC	FXB6458	M	GARDNER BRADLEY G	08/10/2022	11/09/2022	68084479	184.80
AT7	12460008	042	UT	CB	01/01/2021	306T3656	WC	FUB5498	M	HAWKS DEBRA	11/19/2021	11/09/2022	68084823	179.18
AT7	16690010	042	UT	CB	01/01/2022	306T3656	WC	FWQ9278	M	YAMASHITA JILL	06/19/2022	11/09/2022	68084848	210.16
AT7	16080001005	042	UT	CB	01/01/2022	306T3656	WC	FWK2634	M	ROSS TODD	04/07/2022	11/09/2022	68084881	1,331.81
AT7	15080003	042	UT	CB	01/01/2022	306T3656	WC	FWQ3568	M	GINES RICK	06/15/2022	11/09/2022	68084911	114.40
AT7	16080003003	042	UT	CB	01/01/2022	306T3656	WC	FXL7607	M	SMITH DUSTIN	10/04/2022	11/09/2022	68084912	109.20
AT7	16080001001	095	UT	CM	01/01/2022	306T3656	WC	FXL9349	M	QUINN JAMES	10/11/2022	11/09/2022	68084913	158.86
AT7	16080003002	042	UT	CB	01/01/2022	306T3656	WC	FXB9978	M	HENDERSON MARK	08/26/2022	11/09/2022	68084914	158.86
AT7	16080001003	095	UT	CM	01/01/2022	306T3656	WC	FWK8363	M	ERICKSON JACOB	05/22/2022	11/09/2022	68084915	234.70
AT7	14480022044	042	UT	CB	01/01/2022	306T3656	WC	FWQ2255	M	EPPERSON REBEKAH	06/09/2022	11/09/2022	68085198	123.75
AT7	11640003	042	UT	CB	01/01/2022	306T3656	WC	FXB9539	M	WALTON BLAKE	08/27/2022	11/09/2022	68085198	228.60
AT7	15130	042	UT	CB	01/01/2022	306T3656	WC	FXL4487	M	CHANDLER JOANN	08/31/2022	11/09/2022	68085230	2,429.45
AT7	14050001001	042	UT	CB	01/01/2022	306T3656	WC	FVK0155	M	STAMPER DYLAN J	02/23/2022	11/09/2022	68085625	240.00
AT7	12230002007	095	UT	CM	01/01/2022	306T3656	WC	FXL9336	M	MICHAEL LARSEN	10/10/2022	11/09/2022	68085628	167.29
AT7	12230004019	042	UT	CB	01/01/2021	306T3656	WC	FRU7894	M	COOK DARIN	02/03/2021	11/09/2022	68085654	70.91
AT7	14640020	042	UT	CB	01/01/2022	306T3656	WC	FXL2110	M	MCKEE MITCHELL	09/07/2022	11/09/2022	68085655	33.81
AT7	14580010	042	UT	CB	01/01/2019	306T3656	WC	FKV9107	M	MANNING AMMON	01/07/2019	11/09/2022	68085656	70.91
AT7	11030001	042	UT	CB	01/01/2022	306T3656	WC	FWQ1348	M	GLENN CHASITY	06/02/2022	11/09/2022	68085665	989.10
AT7	13660002001	095	UT	CM	01/01/2022	306T3656	WC	FWQ6248	M	GEDDES JAY	06/16/2022	11/09/2022	68085666	457.20
AT7	13660004	095	UT	CM	01/01/2022	306T3656	WC	FXL9341	M	PACE JEFF	10/04/2022	11/09/2022	68085724	145.43
AT7	10640	042	UT	CB	01/01/2016	306T3656	WC	ESL7571	M	BATES LAURIE	01/19/2016	11/09/2022	68085739	203.38
AT7	16110114	042	UT	CB	01/01/2020	306T3656	WC	FPZ2824	M	CHRISTENSEN BRETT	06/15/2020	11/09/2022	68085739	88.74
AT7	13020009	042	UT	CB	01/01/2021	306T3656	WC	FUB9345	M	JOHNSON RANDY L	12/10/2021	11/09/2022	68085739	2,744.31
AT7	11460	042	UT	CB	01/01/2022	306T3656	WC	FVC5842	M	BRAILSFORD LORETT	02/02/2022	11/09/2022	68085739	278.48
AT7	11640003	042	UT	CB	01/01/2022	306T3656	WC	FXB9539	M	WALTON BLAKE	08/27/2022	11/09/2022	68085739	88.74
AT7	16080003004	042	UT	CB	01/01/2022	306T3656	WC	FVK9299	M	TAYLOR DARRAN	01/23/2022	11/09/2022	68085740	130.05
AT7	13200008	095	UT	CM	01/01/2022	306T3656	WC	FXB7588	M	CALL SCOTT J	08/18/2022	11/09/2022	68085741	198.43
AT7	13230006001	095	UT	CM	01/01/2022	306T3656	WC	FWK9060	M	HUFFAKER KELLY	05/12/2022	11/09/2022	68085742	242.42
AT7	12930002	095	UT	CM	01/01/2022	306T3656	WC	FXL0683	M	JED ATOWNSEND	08/31/2022	11/09/2022	68085743	18.14



**CSS Worker's Compensation Disbursements**  
**Oct 2022 to Nov 2022 - By Check Number**

Client Code	Organization Code	Adjusting Office	State	Claim Designator	Policy Effective Date	Policy Number	Line	Claim Number	Payment Type	Claimant Name	Loss Date	Charge Date	Check Number	Check Amount
AT7	14930002	042	UT	CB	01/01/2022	306T3656	WC	FVK6954	M	FILLER JOHN	03/28/2022	11/09/2022	68085744	114.30
AT7	16140003	042	UT	CB	01/01/2019	306T3656	WC	FMP7200	M	RICKS CURTIS W	07/31/2019	11/09/2022	68085745	103.90
AT7	16140003	042	UT	CB	01/01/2019	306T3656	WC	FMP7200	M	RICKS CURTIS W	07/31/2019	11/09/2022	68085746	78.27
AT7	11520	095	UT	CM	01/01/2022	306T3656	WC	FVK7230	M	CHILDS RICKY	03/30/2022	11/09/2022	68085747	1,117.80
AT7	11490022006	042	UT	CB	01/01/2021	306T3656	WC	FTK8302	M	MARSHALL JOHN	08/18/2021	11/09/2022	68085748	76.28
AT7	16080003003	042	UT	CB	01/01/2022	306T3656	WC	FVK1708	M	FLYGARE TYLER	03/03/2022	11/09/2022	68085749	135.45
AT7	14190013	095	UT	CM	01/01/2022	306T3656	WC	FXB4971	M	SEELY LAYNE	08/02/2022	11/09/2022	68085750	116.52
AT7	13460001	095	UT	CM	01/01/2022	306T3656	WC	FXL8103	M	ANNIKA NYE	08/21/2022	11/09/2022	68085751	143.87
AT7	10480002	095	UT	CM	01/01/2022	306T3656	WC	FXW1266	M	TAYLOR COX	10/09/2022	11/09/2022	68085752	70.91
AT7	10480020	042	UT	CB	01/01/2022	306T3656	WC	FWQ8600	M	CLARK JENNAFER	07/06/2022	11/09/2022	68085753	64.14
AT7	11460	042	UT	CB	01/01/2022	306T3656	WC	FVC5842	M	BRAILSFORD LORETT	02/02/2022	11/09/2022	68085755	11,537.59
AT7	16080002003	095	UT	CM	01/01/2022	306T3656	WC	FXL7266	M	OLSON HARLEY	09/23/2022	11/09/2022	68085767	87.50
AT7	12110003	042	UT	CB	01/01/2022	306T3656	WC	FXL9380	M	CLAY CAMPBELL	10/06/2022	11/09/2022	68085820	115.18
AT7	12110003	042	UT	CB	01/01/2022	306T3656	WC	FXL9380	M	CLAY CAMPBELL	10/06/2022	11/09/2022	68085821	284.76
AT7	14480022042	042	UT	CB	01/01/2021	306T3656	WC	FUB4266	M	COX HYRUM	11/12/2021	11/09/2022	68085847	63.57
AT7	16690008	042	UT	CB	01/01/2022	306T3656	WC	FWK0638	M	STUART CHARLES	04/12/2022	11/09/2022	68085847	268.56
AT7	11030001	042	UT	CB	01/01/2022	306T3656	WC	FWQ1348	M	GLENN CHASITY	06/02/2022	11/09/2022	68085847	357.34
AT7	14480011018	042	UT	CB	01/01/2022	306T3656	WC	FXL5132	M	HEWARD MIKE	09/19/2022	11/09/2022	68085847	182.00
AT7	14050001001	042	UT	CB	01/01/2021	306T3656	WC	FTA7813	M	CRNICH ANDY S	07/02/2021	11/09/2022	68085848	120.64
AT7	16140003	095	UT	CM	01/01/2022	306T3656	WC	FWK6368	M	THOMASON RANDY M	05/11/2022	11/09/2022	68085849	14.50
AT7	16690010	095	UT	CM	01/01/2022	306T3656	WC	FXL0687	M	WOOD SHERYL L	08/30/2022	11/09/2022	68085850	96.57
AT7	14140006	095	UT	CM	01/01/2022	306T3656	WC	FXL0958	M	GORDON COLTON	08/31/2022	11/09/2022	68085851	88.73
AT7	17870	095	UT	CM	01/01/2022	306T3656	WC	FXL8369	M	WYATT DANGEL	10/06/2022	11/09/2022	68085852	63.57
AT7	11030002	042	UT	CB	01/01/2022	306T3656	WC	FXB5218	M	BRADSHAW NICHOLAS	08/03/2022	11/09/2022	68085853	148.40
AT7	13230004	042	UT	CB	01/01/2021	306T3656	WC	FXW3042	M	CAMRON BRUCE	10/27/2021	11/09/2022	68085854	127.26
AT7	10020	095	UT	CM	01/01/2022	306T3656	WC	FXL5161	M	WALLACE LANDON	09/20/2022	11/09/2022	68085855	111.30
AT7	16140003	095	UT	CM	01/01/2022	306T3656	WC	FWK6368	M	THOMASON RANDY M	05/11/2022	11/09/2022	68085856	1,215.02
AT7	12110002	095	UT	CM	01/01/2022	306T3656	WC	FWK7235	M	MILLER KAREN	05/02/2022	11/09/2022	68085857	250.68
AT7	14480022044	042	UT	CB	01/01/2022	306T3656	WC	FWQ2255	C	EPPERSON REBEKAH	06/09/2022	11/10/2022	68086051	486.00
AT7	14140006	042	UT	CB	01/01/2022	306T3656	WC	FXB5750	C	PALMER JACOB	08/09/2022	11/10/2022	68086052	557.31
AT7	14300002	042	UT	CB	01/01/2022	306T3656	WC	FXL9525	M	HAWKINS VALISHIA	10/12/2022	11/10/2022	68086053	62.72
AT7	14480022030	042	UT	CB	01/01/2021	306T3656	WC	FTK9775	E	HANCOCK SHAWN	08/27/2021	11/10/2022	68086425	1,497.84
AT7	14660002	095	UT	CM	01/01/2021	306T3656	WC	FTQ9082	M	GEARY CHEYENNE	10/19/2021	11/10/2022	68086560	169.68
AT7	13580	042	UT	CB	01/01/2021	306T3656	WC	FRU2531	C	NAKAI RITA	11/05/2021	11/14/2022	68087280	722.00
AT7	11460	042	UT	CB	01/01/2022	306T3656	WC	FVC5842	C	BRAILSFORD LORETT	02/02/2022	11/14/2022	68087283	320.00
AT7	14890	042	UT	CB	01/01/2022	306T3656	WC	FXB3747	M	JENSEN DALLIN	08/02/2022	11/14/2022	68087284	487.60
AT7	16080001003	095	UT	CM	01/01/2022	306T3656	WC	FWK8363	M	ERICKSON JACOB	05/22/2022	11/14/2022	68087362	329.50
AT7	16690032	042	UT	CB	01/01/2022	306T3656	WC	FWK6752	M	MEDINA MITZIANA	05/13/2022	11/14/2022	68087730	771.81
AT7	13200008	042	UT	CB	01/01/2022	306T3656	WC	FVK7077	C	FLAIG PAUL	03/29/2022	11/15/2022	68087873	135.07

**CSS Worker's Compensation Disbursements  
Oct 2022 to Nov 2022 - By Check Number**

Client Code	Organization Code	Adjusting Office	State	Claim Designator	Policy Effective Date	Policy Number	Line	Claim Number	Payment Type	Claimant Name	Loss Date	Charge Date	Check Number	Check Amount
AT7	16690016	042	UT	CB	01/01/2022	306T3656	WC	FXB0866	C	GRIFFIN JENIFER L	06/02/2022	11/16/2022	68088708	535.01
AT7	14890	042	UT	CB	01/01/2022	306T3656	WC	FXB3747	C	JENSEN DALLIN	08/02/2022	11/16/2022	68088709	255.02
AT7	14050001001	042	UT	CB	01/01/2022	306T3656	WC	FXL6681	C	BACKMAN DARREN	09/26/2022	11/16/2022	68088710	824.91
AT7	14050001001	042	UT	CB	01/01/2022	306T3656	WC	FXL6681	C	BACKMAN DARREN	09/26/2022	11/16/2022	68088711	484.32
AT7	14050003005	042	UT	CB	01/01/2022	306T3656	WC	FWK4212	M	PETERSON MASON	05/02/2022	11/16/2022	68089231	65.00
AT7	13840002	042	UT	CB	01/01/2022	306T3656	WC	FWQ0829	M	JENSEN PETER	06/03/2022	11/16/2022	68089392	78.65
AT7	15320001	095	UT	CM	01/01/2022	306T3656	WC	FXB5653	M	DYKENS SHAUN R	07/23/2022	11/16/2022	68089622	63.00
AT7	13660003	042	UT	CB	01/01/2015	306T3656	WC	E3W2365	M	CHUCHRAN JARED A	05/30/2015	11/16/2022	68089768	193.71
AT7	12830	042	UT	CB	01/01/2022	306T3656	WC	FWK9510	M	ROWSER TYLER	05/29/2022	11/16/2022	68089770	135.45
AT7	15130	042	UT	CB	01/01/2022	306T3656	WC	FXL2781	M	HOLMES BRET K	09/12/2022	11/16/2022	68089825	3,894.00
AT7	14050003005	042	UT	CB	01/01/2022	306T3656	WC	FWK4212	M	PETERSON MASON	05/02/2022	11/16/2022	68089846	133.06
AT7	11860	042	UT	CB	01/01/2011	306T3656	WC	EPU2290	M	WOOD SAMUEL J	06/16/2011	11/16/2022	68089890	105.23
AT7	16110400	042	UT	CB	01/01/2022	306T3656	WC	FXB6458	M	GARDNER BRADLEY G	08/10/2022	11/16/2022	68089890	614.50
AT7	12460008	042	UT	CB	01/01/2021	306T3656	WC	FUB5498	M	HAWKS DEBRA	11/19/2021	11/16/2022	68090286	89.45
AT7	12480	042	UT	CB	01/01/2022	306T3656	WC	FWQ0804	M	MCCANDLESS DONALD	06/03/2022	11/16/2022	68090286	232.22
AT7	16110211	042	UT	CB	01/01/2022	306T3656	WC	FVK0697	M	ARCHBOLD ISAAC R	02/28/2022	11/16/2022	68090337	70.91
AT7	14930002	042	UT	CB	01/01/2022	306T3656	WC	FVK6954	M	FILLER JOHN	03/28/2022	11/16/2022	68090362	70.91
AT7	16080003004	042	UT	CB	01/01/2022	306T3656	WC	FVK9299	M	TAYLOR DARRAN	01/23/2022	11/16/2022	68090363	114.40
AT7	16080001001	042	UT	CB	01/01/2022	306T3656	WC	FWQ6950	M	SHIRVANI JASON	06/30/2022	11/16/2022	68090363	110.78
AT7	13060002	095	UT	CM	01/01/2022	306T3656	WC	FXB9617	M	GREENER COLTON	08/26/2022	11/16/2022	68090387	75.32
AT7	11030005	042	UT	CB	01/01/2022	306T3656	WC	FVK9877	M	SCOTT JEFFREY	04/11/2022	11/16/2022	68090396	632.10
AT7	14480022044	042	UT	CB	01/01/2022	306T3656	WC	FWQ2255	M	EPPERSON REBEKAH	06/09/2022	11/16/2022	68090614	238.05
AT7	11640003	042	UT	CB	01/01/2022	306T3656	WC	FXB9539	M	WALTON BLAKE	08/27/2022	11/16/2022	68090614	228.60
AT7	10480007	095	UT	CM	01/01/2022	306T3656	WC	FXW1412	M	RONNIE LHOPES	10/20/2022	11/16/2022	68090643	1,457.86
AT7	10480007	095	UT	CM	01/01/2022	306T3656	WC	FXW1412	M	RONNIE LHOPES	10/20/2022	11/16/2022	68090644	132.41
AT7	10810	042	UT	CB	01/01/2004	306T4813	WC	A4J2029	M	HANSGEN BRYAN	10/12/2004	11/16/2022	68090922	105.23
AT7	12230004019	042	UT	CB	01/01/2021	306T3656	WC	FRU7894	M	COOK DARIN	02/03/2021	11/16/2022	68090986	504.00
AT7	12230008031	095	UT	CM	01/01/2022	306T3656	WC	FVC0373	M	CLARK KAREN	01/11/2022	11/16/2022	68091023	118.62
AT7	15530001	095	UT	CM	01/01/2022	306T3656	WC	FXW2233	M	DICK COATS	10/25/2022	11/16/2022	68091023	358.39
AT7	14250	095	UT	CM	01/01/2022	306T3656	WC	FXL0637	M	TERRY HESS	08/31/2022	11/16/2022	68091030	105.74
AT7	13020009	042	UT	CB	01/01/2021	306T3656	WC	FUB9345	M	JOHNSON RANDY L	12/10/2021	11/16/2022	68091044	114.95
AT7	14640024	042	UT	CB	01/01/2022	306T3656	WC	FXL7792	M	BONNER TYLER	10/05/2022	11/16/2022	68091045	105.23
AT7	11030001	042	UT	CB	01/01/2022	306T3656	WC	FWQ1348	M	GLENN CHASITY	06/02/2022	11/16/2022	68091049	267.75
AT7	13660002001	095	UT	CM	01/01/2022	306T3656	WC	FWQ6248	M	GEDDES JAY	06/16/2022	11/16/2022	68091050	114.30
AT7	13660004	095	UT	CM	01/01/2022	306T3656	WC	FXL9341	M	PACE JEFF	10/04/2022	11/16/2022	68091116	145.43
AT7	13060002	095	UT	CM	01/01/2022	306T3656	WC	FXB5094	M	GREENER COLTON	08/05/2022	11/16/2022	68091129	108.68
AT7	12060	042	UT	CB	01/01/2022	306T3656	WC	FWQ0607	M	TURNER LACY	06/02/2022	11/16/2022	68091133	346.85
AT7	12960001	042	UT	CB	01/01/2021	306T3656	WC	FTK8865	M	GODFREY JEREMY	08/26/2021	11/16/2022	68091136	88.74
AT7	10480020	042	UT	CB	01/01/2022	306T3656	WC	FWQ8600	M	CLARK JENNAFER	07/06/2022	11/16/2022	68091136	301.89

**CSS Worker's Compensation Disbursements  
Oct 2022 to Nov 2022 - By Check Number**

Client Code	Organization Code	Adjusting Office	State	Claim Designator	Policy Effective Date	Policy Number	Line	Claim Number	Payment Type	Claimant Name	Loss Date	Charge Date	Check Number	Check Amount
AT7	14870	095	UT	CM	01/01/2022	306T3656	WC	FXL4989	M	BRINKERHOFF CLOYD	08/30/2022	11/16/2022	68091137	88.74
AT7	16080003004	042	UT	CB	01/01/2022	306T3656	WC	FVK9299	M	TAYLOR DARRAN	01/23/2022	11/16/2022	68091138	120.60
AT7	14890	042	UT	CB	01/01/2022	306T3656	WC	FXB3747	M	JENSEN DALLIN	08/02/2022	11/16/2022	68091139	405.00
AT7	15610016	042	UT	CB	01/01/2010	306T3656	WC	EKT6413	M	MONEY STEVEN	08/11/2010	11/16/2022	68091141	70.91
AT7	14930002	042	UT	CB	01/01/2022	306T3656	WC	FVK6954	M	FILLER JOHN	03/28/2022	11/16/2022	68091142	114.30
AT7	14140006	042	UT	CB	01/01/2022	306T3656	WC	FXB5750	M	PALMER JACOB	08/09/2022	11/16/2022	68091142	562.95
AT7	15130	042	UT	CB	01/01/2022	306T3656	WC	FXL2781	M	HOLMES BRET K	09/12/2022	11/16/2022	68091143	855.82
AT7	11490022007	095	UT	CM	01/01/2022	306T3656	WC	FVC1657	M	NATHAN WHITNEY	01/05/2022	11/16/2022	68091144	3,767.77
AT7	11490022007	095	UT	CM	01/01/2022	306T3656	WC	FVC1657	M	NATHAN WHITNEY	01/05/2022	11/16/2022	68091145	61.26
AT7	13020009	042	UT	CB	01/01/2022	306T3656	WC	FXL0453	M	COOK STETSON	08/30/2022	11/16/2022	68091146	785.52
AT7	16080003003	042	UT	CB	01/01/2022	306T3656	WC	FVK1708	M	FLYGARE TYLER	03/03/2022	11/16/2022	68091147	135.45
AT7	14580010	042	UT	CB	01/01/2019	306T3656	WC	FKV9107	M	MANNING AMMON	01/07/2019	11/16/2022	68091148	1,201.56
AT7	12960008	042	UT	CB	01/01/2021	306T3656	WC	FTK4420	M	OLESON PAUL	08/01/2021	11/16/2022	68091149	821.60
AT7	15320001	042	UT	CB	01/01/2022	306T3656	WC	FXB9631	M	JORDAN RHOPKINS	08/18/2022	11/16/2022	68091149	281.84
AT7	14190013	095	UT	CM	01/01/2022	306T3656	WC	FXW3762	M	SARAH HALLER	10/21/2022	11/16/2022	68091150	167.12
AT7	14050001001	042	UT	CB	01/01/2022	306T3656	WC	FXL6681	M	BACKMAN DARREN	09/26/2022	11/16/2022	68091151	62.98
AT7	13500005	095	UT	CM	01/01/2022	306T3656	WC	FXL2427	M	SWARTZEL LAURA	08/05/2022	11/16/2022	68091152	59.06
AT7	10480020	042	UT	CB	01/01/2022	306T3656	WC	FWQ8600	M	CLARK JENNAFER	07/06/2022	11/16/2022	68091153	64.14
AT7	13230	042	UT	CB	01/01/1993	306T4813	WC	A4J7027	M	SERASSIO DARLA	10/15/1993	11/16/2022	68091167	226.87
AT7	16080001005	095	UT	CM	01/01/2022	306T3656	WC	FXB1067	M	RAMIREZ GABRIEL	07/14/2022	11/16/2022	68091168	275.25
AT7	16080001003	095	UT	CM	01/01/2022	306T3656	WC	FXB3213	M	COLLINS TIM	07/31/2022	11/16/2022	68091168	87.50
AT7	16080003003	095	UT	CM	01/01/2022	306T3656	WC	FXL2593	M	NIELSON PRICILLA	08/29/2022	11/16/2022	68091168	266.35
AT7	16080002003	095	UT	CM	01/01/2022	306T3656	WC	FXL7266	M	OLSON HARLEY	09/23/2022	11/16/2022	68091168	87.50
AT7	11030001	042	UT	CB	01/01/2022	306T3656	WC	FWQ1348	E	GLENN CHASITY	06/02/2022	11/16/2022	68091220	20.25
AT7	11310	042	UT	CB	01/01/2022	306T3656	WC	FXB4525	M	PACE MATTHEW	08/05/2022	11/16/2022	68091247	108.68
AT7	14050001001	042	UT	CB	01/01/2022	306T3656	WC	FXL6681	M	BACKMAN DARREN	09/26/2022	11/16/2022	68091248	5,502.65
AT7	13980019	042	UT	CB	01/01/2018	306T3656	WC	FJZ1240	M	HOPKINS EDWARD	11/07/2018	11/16/2022	68091249	124.00
AT7	15320004	042	UT	CB	01/01/2021	306T3656	WC	FSJ2050	M	CURTIS GUY	02/09/2021	11/16/2022	68091249	145.20
AT7	14480022044	042	UT	CB	01/01/2022	306T3656	WC	FWQ2255	M	EPPERSON REBEKAH	06/09/2022	11/16/2022	68091249	124.00
AT7	12230004017	095	UT	CM	01/01/2022	306T3656	WC	FXL0981	M	LATU KIM	08/26/2022	11/16/2022	68091250	144.44
AT7	12600006	095	UT	CM	01/01/2022	306T3656	WC	FXL1001	M	BRITANNY CADAMS	09/01/2022	11/16/2022	68091250	190.80
AT7	16110411	042	UT	CB	01/01/2020	306T3656	WC	FQV2586	M	LAPRAY ROSS G	09/14/2020	11/16/2022	68091251	111.36
AT7	11310	042	UT	CB	01/01/2022	306T3656	WC	FXB4525	M	PACE MATTHEW	08/05/2022	11/16/2022	68091251	14.50
AT7	10020	095	UT	CM	01/01/2022	306T3656	WC	FXL5161	M	WALLACE LANDON	09/20/2022	11/16/2022	68091252	33.64
AT7	16690035	095	UT	CM	01/01/2022	306T3656	WC	FXL8822	M	TONYA ABUSKER	10/06/2022	11/16/2022	68091253	111.30
AT7	14050001001	042	UT	CB	01/01/2022	306T3656	WC	FXL6681	M	BACKMAN DARREN	09/26/2022	11/16/2022	68091254	157.92
AT7	11830014	042	UT	CB	01/01/2022	306T3656	WC	FXW3535	M	AUSTIN TKIMBER	10/20/2022	11/16/2022	68091255	182.56
AT7	13750003	095	UT	CM	01/01/2022	306T3656	WC	FWQ1468	M	HAMMON CHASE M	06/05/2022	11/16/2022	68091256	148.40
AT7	13750003	095	UT	CM	01/01/2022	306T3656	WC	FWQ1468	M	HAMMON CHASE M	06/05/2022	11/22/2022	68091256	(148.40)

**CSS Worker's Compensation Disbursements  
Oct 2022 to Nov 2022 - By Check Number**

Client Code	Organization Code	Adjusting Office	State	Claim Designator	Policy Effective Date	Policy Number	Line	Claim Number	Payment Type	Claimant Name	Loss Date	Charge Date	Check Number	Check Amount
AT7	11910006	095	UT	CM	01/01/2022	306T3656	WC	FXB5808	M	BRENT CORINNE	08/10/2022	11/16/2022	68091257	304.16
AT7	11030002	042	UT	CB	01/01/2022	306T3656	WC	FXB5218	M	BRADSHAW NICHOLAS	08/03/2022	11/16/2022	68091259	111.30
AT7	15130	042	UT	CB	01/01/2022	306T3656	WC	FXL4487	M	CHANDLER JOANN	08/31/2022	11/16/2022	68091260	245.78
AT7	15320018	095	UT	CM	01/01/2022	306T3656	WC	FXW2228	M	STEVEN RWHEELER	10/20/2022	11/16/2022	68091261	136.92
AT7	13980005	042	UT	CB	01/01/2020	306T3656	WC	FPD4243	M	MAYBERRY SHANE	02/21/2020	11/16/2022	68091262	1,507.82
AT7	16000	095	UT	CM	01/01/2022	306T3656	WC	FXL5155	M	CUBBEDGE JORDAN	09/16/2022	11/16/2022	68091263	3,044.13
AT7	16690025	042	UT	CB	01/01/2022	306T3656	WC	FVC9721	M	AWERKAMP ERIN B	02/21/2022	11/16/2022	68091264	702.99
AT7	11310	042	UT	CB	01/01/2022	306T3656	WC	FXB4525	M	PACE MATTHEW	08/05/2022	11/16/2022	68091264	1,675.00
AT7	14050001001	042	UT	CB	01/01/2021	306T3656	WC	FTA7813	M	CRNICH ANDY S	07/02/2021	11/16/2022	68091265	2,023.93
AT7	15320001	042	UT	CB	01/01/2022	306T3656	WC	FXW0535	M	MADISON LBLACKHAM	07/14/2022	11/16/2022	68091266	2,720.84
AT7	16110411	042	UT	CB	01/01/2020	306T3656	WC	FQV2586	M	LAPRAY ROSS G	09/14/2020	11/16/2022	68091267	1,685.61
AT7	12110002	095	UT	CM	01/01/2022	306T3656	WC	FWK7235	M	MILLER KAREN	05/02/2022	11/16/2022	68091268	192.83
AT7	13660003	042	UT	CB	01/01/2022	306T3656	WC	FWQ1661	M	ROBINSON ZACH	06/07/2022	11/16/2022	68091269	6,082.63
AT7	14480022042	042	UT	CB	01/01/2022	306T3656	WC	FWK2605	C	HOWELL DOUGLAS	04/24/2022	11/17/2022	68091479	1,384.00
AT7	14260001	042	UT	CB	01/01/2022	306T3656	WC	FWQ2612	C	NEWMAN KATHRYN	06/01/2022	11/17/2022	68091481	280.58
AT7	10480020	042	UT	CB	01/01/2022	306T3656	WC	FWQ8600	C	CLARK JENNAFER	07/06/2022	11/17/2022	68091482	758.00
AT7	13200007	095	UT	CM	01/01/2022	306T3656	WC	FWQ3162	M	PHILLIPS MATTHEW	06/10/2022	11/17/2022	68091989	76.00
AT7	10970	042	UT	CB	01/01/1987	306T4813	WC	A4J6803	C	IVIE GERRY	07/02/1987	11/18/2022	68092060	1,140.00
AT7	14390002	042	UT	CB	01/01/2021	306T3656	WC	FTA4201	C	HADLOCK NICOLE	06/15/2021	11/18/2022	68092066	1,740.96
AT7	13510002	042	UT	CB	01/01/2021	306T3656	WC	FUN0109	C	THACKER BRYANT G	12/15/2021	11/18/2022	68092067	1,384.00
AT7	16080001001	042	UT	CB	01/01/2022	306T3656	WC	FWQ6950	C	SHIRVANI JASON	06/30/2022	11/18/2022	68092068	826.00
AT7	16690016	042	UT	CB	01/01/2022	306T3656	WC	FXB0866	M	GRIFFIN JENIFER L	06/02/2022	11/18/2022	68092069	124.68
AT7	10810	042	UT	CB	01/01/1996	306T4813	WC	A4J7017	M	BROWN CHRIS J	11/19/1996	11/18/2022	68092610	4,711.21
AT7	11640005	042	UT	CB	01/01/2012	306T3656	WC	ETX7968	C	HATCH MICHAEL J	07/06/2012	11/21/2022	68092768	1,016.00
AT7	13200008	042	UT	CB	01/01/2022	306T3656	WC	FVK7077	C	FLAIG PAUL	03/29/2022	11/21/2022	68092774	785.67
AT7	11030005	042	UT	CB	01/01/2022	306T3656	WC	FVK9877	C	SCOTT JEFFREY	04/11/2022	11/21/2022	68092775	1,672.00
AT7	14910	042	UT	CB	01/01/2022	306T3656	WC	FXL4106	C	NORTHUP THAROLD	09/06/2022	11/21/2022	68092777	484.32
AT7	12230004019	042	UT	CB	01/01/2021	306T3656	WC	FRU7894	M	COOK DARIN	02/03/2021	11/21/2022	68093460	359.55
AT7	13660002001	095	UT	CM	01/01/2022	306T3656	WC	FWQ6248	M	GEDDES JAY	06/16/2022	11/21/2022	68093470	114.30
AT7	11870	095	UT	CM	01/01/2021	306T3656	WC	FTQ8741	M	CHRISTENSEN KENDA	10/18/2021	11/21/2022	68093482	127.26
AT7	12230004017	095	UT	CM	01/01/2022	306T3656	WC	FXL0981	M	LATU KIM	08/26/2022	11/21/2022	68093483	27.26
AT7	15130	095	UT	CM	01/01/2022	306T3656	WC	FWK9831	M	NELSON PAUL B	05/31/2022	11/21/2022	68093484	111.30
AT7	16690025	042	UT	CB	01/01/2022	306T3656	WC	FVC9721	M	AWERKAMP ERIN B	02/21/2022	11/21/2022	68093485	1,680.98
AT7	11830011	042	UT	CB	01/01/2017	306T3656	WC	E9A2052	C	COX STEVEN W	01/03/2017	11/22/2022	68093574	458.48
AT7	13020009	042	UT	CB	01/01/2021	306T3656	WC	FUB9345	C	JOHNSON RANDY L	12/10/2021	11/22/2022	68093580	1,578.00
AT7	11030002	042	UT	CB	01/01/2022	306T3656	WC	FVK1229	C	FORBES CHARLES	03/01/2022	11/22/2022	68093581	578.00
AT7	15080003	042	UT	CB	01/01/2022	306T3656	WC	FWQ3568	C	GINES RICK	06/15/2022	11/22/2022	68093582	2,076.00
AT7	11640003	042	UT	CB	01/01/2022	306T3656	WC	FXB9539	C	WALTON BLAKE	08/27/2022	11/22/2022	68093583	1,856.00
AT7	12790	042	UT	CB	01/01/2022	306T3656	WC	FXL5697	C	LAW COLBY D	08/30/2022	11/22/2022	68093584	874.24

**CSS Worker's Compensation Disbursements  
Oct 2022 to Nov 2022 - By Check Number**

Client Code	Organization Code	Adjusting Office	State	Claim Designator	Policy Effective Date	Policy Number	Line	Claim Number	Payment Type	Claimant Name	Loss Date	Charge Date	Check Number	Check Amount
AT7	11770	042	UT	CB	01/01/2018	306T3656	WC	A3C1892	C	STEELE DENNIS	09/15/2018	11/23/2022	68094346	1,494.00
AT7	14480022040	042	UT	CB	01/01/2020	306T3656	WC	FQV0297	C	BUFTON BEAU	09/12/2020	11/23/2022	68094348	1,272.00
AT7	14480022042	042	UT	CB	01/01/2022	306T3656	WC	FXW6660	C	GARY COFFEY	11/11/2022	11/23/2022	68094350	161.48
AT7	14050003005	042	UT	CB	01/01/2022	306T3656	WC	FWK4212	M	PETERSON MASON	05/02/2022	11/23/2022	68094890	65.00
AT7	13500002	095	UT	CM	01/01/2022	306T3656	WC	FWK8747	M	PACHECO RICHARD	05/24/2022	11/23/2022	68095031	166.28
AT7	15320001	095	UT	CM	01/01/2022	306T3656	WC	FXB5653	M	DYKENS SHAUN R	07/23/2022	11/23/2022	68095254	120.60
AT7	12830	042	UT	CB	01/01/2022	306T3656	WC	FWK9510	M	ROWSER TYLER	05/29/2022	11/23/2022	68095429	677.25
AT7	16110400	042	UT	CB	01/01/2022	306T3656	WC	FXB6458	M	GARDNER BRADLEY G	08/10/2022	11/23/2022	68095538	92.40
AT7	12480	042	UT	CB	01/01/2022	306T3656	WC	FWQ0804	M	MCCANDLESS DONALD	06/03/2022	11/23/2022	68095890	96.03
AT7	16690010	042	UT	CB	01/01/2022	306T3656	WC	FWQ9278	M	YAMASHITA JILL	06/19/2022	11/23/2022	68095908	105.08
AT7	16080001001	042	UT	CB	01/01/2022	306T3656	WC	FWQ6950	M	SHIRVANI JASON	06/30/2022	11/23/2022	68095968	109.20
AT7	16080001003	095	UT	CM	01/01/2022	306T3656	WC	FXW3463	M	BRIDGER BENTZINGE	05/24/2022	11/23/2022	68095969	158.86
AT7	16080001001	042	UT	CB	01/01/2022	306T3656	WC	FWQ6950	M	SHIRVANI JASON	06/30/2022	11/23/2022	68095970	135.52
AT7	16080002003	095	UT	CM	01/01/2022	306T3656	WC	FXL7266	M	OLSON HARLEY	09/23/2022	11/23/2022	68095971	165.04
AT7	16080001005	042	UT	CB	01/01/2022	306T3656	WC	FWK2634	M	ROSS TODD	04/07/2022	11/23/2022	68096010	156.50
AT7	13660003	042	UT	CB	01/01/2019	306T3656	WC	FKV3457	M	DALTON DEREK	02/08/2019	11/23/2022	68096080	80.10
AT7	14480022044	042	UT	CB	01/01/2022	306T3656	WC	FWQ2255	M	EPPERSON REBEKAH	06/09/2022	11/23/2022	68096247	241.20
AT7	11640003	042	UT	CB	01/01/2022	306T3656	WC	FXB9539	M	WALTON BLAKE	08/27/2022	11/23/2022	68096247	123.75
AT7	11110010	095	UT	CM	01/01/2022	306T3656	WC	FXW5648	M	REBECCA LNELSON	11/06/2022	11/23/2022	68096266	173.85
AT7	10480007	095	UT	CM	01/01/2022	306T3656	WC	FXW1412	M	RONNIE LHOPES	10/20/2022	11/23/2022	68096267	2,265.53
AT7	15080003	042	UT	CB	01/01/2022	306T3656	WC	FWQ3568	M	GINES RICK	06/15/2022	11/23/2022	68096272	10,355.25
AT7	11110	042	UT	CB	01/01/1989	306T4813	WC	A4J7066	M	JENSEN MICHAEL	04/25/1989	11/23/2022	68096576	492.98
AT7	13660002001	095	UT	CM	01/01/2022	306T3656	WC	FWQ6248	M	GEDDES JAY	06/16/2022	11/23/2022	68096671	228.60
AT7	16000	095	UT	CM	01/01/2022	306T3656	WC	FXL5155	M	CUBBEDGE JORDAN	09/16/2022	11/23/2022	68096694	139.78
AT7	11660003	042	UT	CB	01/01/2022	306T3656	WC	FWQ9909	M	VEGA ROMAN	07/13/2022	11/23/2022	68096746	497.38
AT7	10640	042	UT	CB	01/01/2016	306T3656	WC	ESL7571	M	BATES LAURIE	01/19/2016	11/23/2022	68096748	45.14
AT7	12960001	042	UT	CB	01/01/2021	306T3656	WC	FTK8865	M	GODFREY JEREMY	08/26/2021	11/23/2022	68096748	312.55
AT7	13020009	042	UT	CB	01/01/2021	306T3656	WC	FUB9345	M	JOHNSON RANDY L	12/10/2021	11/23/2022	68096748	212.10
AT7	11910002	042	UT	CB	01/01/2022	306T3656	WC	FXB8668	M	RAY BRADEN	08/22/2022	11/23/2022	68096748	132.79
AT7	16110114	095	UT	CM	01/01/2022	306T3656	WC	FXL0626	M	JUDD DAREN W	08/31/2022	11/23/2022	68096748	204.47
AT7	14640018	095	UT	CM	01/01/2022	306T3656	WC	FXW0229	M	BRENT BRIGGS	10/13/2022	11/23/2022	68096749	131.70
AT7	12510	095	UT	CM	01/01/2022	306T3656	WC	FXL9043	M	KADEN HELQUIST	05/20/2022	11/23/2022	68096750	18.82
AT7	14260004	042	UT	CB	01/01/2022	306T3656	WC	FXL0472	M	KEARL COBY	08/30/2022	11/23/2022	68096751	242.42
AT7	15320001	042	UT	CB	01/01/2022	306T3656	WC	FXW0535	M	MADISON LBLACKHAM	07/14/2022	11/23/2022	68096752	124.61
AT7	13270	042	UT	CB	01/01/1998	306T4813	WC	A4J7016	M	BIRD TRACY	07/25/1998	11/23/2022	68096755	105.23
AT7	11640003	042	UT	CB	01/01/2022	306T3656	WC	FXL9511	M	RICHEY JEFFREY	10/11/2022	11/23/2022	68096756	1,621.90
AT7	11640003	042	UT	CB	01/01/2022	306T3656	WC	FXB9539	M	WALTON BLAKE	08/27/2022	11/23/2022	68096757	185.00
AT7	14930002	042	UT	CB	01/01/2022	306T3656	WC	FVK6954	M	FILLER JOHN	03/28/2022	11/23/2022	68096758	114.30
AT7	16140003	042	UT	CB	01/01/2019	306T3656	WC	FMP7200	M	RICKS CURTIS W	07/31/2019	11/23/2022	68096759	103.90

**CSS Worker's Compensation Disbursements  
Oct 2022 to Nov 2022 - By Check Number**

Client Code	Organization Code	Adjusting Office	State	Claim Designator	Policy Effective Date	Policy Number	Line	Claim Number	Payment Type	Claimant Name	Loss Date	Charge Date	Check Number	Check Amount
AT7	11490022007	095	UT	CM	01/01/2022	306T3656	WC	FVC6265	M	JAMES BBLACK	01/24/2022	11/23/2022	68096761	1,254.88
AT7	11490022007	095	UT	CM	01/01/2022	306T3656	WC	FVC6265	M	JAMES BBLACK	01/24/2022	11/23/2022	68096762	77.43
AT7	11520	095	UT	CM	01/01/2022	306T3656	WC	FVK7230	M	CHILDS RICKY	03/30/2022	11/23/2022	68096762	126.00
AT7	11490022007	095	UT	CM	01/01/2022	306T3656	WC	FWQ1242	M	BREWER AUSTIN	06/05/2022	11/23/2022	68096762	117.94
AT7	11520	095	UT	CM	01/01/2022	306T3656	WC	FWQ7917	M	LEAVITT KYLE C	05/16/2022	11/23/2022	68096762	45.94
AT7	13660003	042	UT	CB	01/01/2022	306T3656	WC	FWQ1661	M	ROBINSON ZACH	06/07/2022	11/23/2022	68096763	952.00
AT7	13020009	042	UT	CB	01/01/2022	306T3656	WC	FXL0453	M	COOK STETSON	08/30/2022	11/23/2022	68096764	210.50
AT7	10610006	095	UT	CM	01/01/2022	306T3656	WC	FXB2783	M	ALEX AFARNES	07/21/2022	11/23/2022	68096765	64.48
AT7	12790	042	UT	CB	01/01/2022	306T3656	WC	FXL5697	M	LAW COLBY D	08/30/2022	11/23/2022	68096766	163.38
AT7	14480022040	042	UT	CB	01/01/2020	306T3656	WC	FQV0297	E	BUFTON BEAU	09/12/2020	11/23/2022	68096780	413.40
AT7	16080003004	042	UT	CB	01/01/2022	306T3656	WC	FVK9299	M	TAYLOR DARRAN	01/23/2022	11/23/2022	68096781	87.50
AT7	16080001003	095	UT	CM	01/01/2022	306T3656	WC	FWK8363	M	ERICKSON JACOB	05/22/2022	11/23/2022	68096781	414.05
AT7	16080003002	042	UT	CB	01/01/2022	306T3656	WC	FXB9978	M	HENDERSON MARK	08/26/2022	11/23/2022	68096781	287.07
AT7	16080001003	042	UT	CB	01/01/2022	306T3656	WC	FXL5905	M	HAMBLETON MATTHEW	07/07/2022	11/23/2022	68096781	1,496.88
AT7	16080002003	042	UT	CB	01/01/2022	306T3656	WC	FXW2614	M	PARKER STEADMAN	07/09/2022	11/23/2022	68096781	87.50
AT7	16080001001	042	UT	CB	01/01/2022	306T3656	WC	FXW3438	M	GREG VANDER WERFF	10/27/2022	11/23/2022	68096781	87.50
AT7	16080001003	095	UT	CM	01/01/2022	306T3656	WC	FVK3153	M	BRANDT ADAM	02/11/2022	11/23/2022	68096782	480.05
AT7	16080001003	095	UT	CM	01/01/2022	306T3656	WC	FXB3738	M	PROKOPIUS JUSTIN	08/02/2022	11/23/2022	68096782	87.50
AT7	14260001	042	UT	CB	01/01/2022	306T3656	WC	FWQ2612	M	NEWMAN KATHRYN	06/01/2022	11/23/2022	68096859	2,327.35
AT7	14050001001	042	UT	CB	01/01/2022	306T3656	WC	FXL6681	M	BACKMAN DARREN	09/26/2022	11/23/2022	68096860	1,685.61
AT7	16110411	042	UT	CB	01/01/2020	306T3656	WC	FQV2586	M	LAPRAY ROSS G	09/14/2020	11/23/2022	68096861	177.00
AT7	14480011023	042	UT	CB	01/01/2021	306T3656	WC	FSS6142	M	O'BRIEN JIM	05/04/2021	11/23/2022	68096861	236.60
AT7	13980015	042	UT	CB	01/01/2021	306T3656	WC	FTA9068	M	THOMPSON JODI	07/12/2021	11/23/2022	68096861	227.80
AT7	16690008	042	UT	CB	01/01/2022	306T3656	WC	FWK0638	M	STUART CHARLES	04/12/2022	11/23/2022	68096861	124.00
AT7	16690016	042	UT	CB	01/01/2022	306T3656	WC	FXB0866	M	GRIFFIN JENIFER L	06/02/2022	11/23/2022	68096861	330.00
AT7	15130	042	UT	CB	01/01/2022	306T3656	WC	FXL4487	M	CHANDLER JOANN	08/31/2022	11/23/2022	68096861	272.00
AT7	14480011018	042	UT	CB	01/01/2022	306T3656	WC	FXL5132	M	HEWARD MIKE	09/19/2022	11/23/2022	68096861	192.44
AT7	15320001	095	UT	CM	01/01/2022	306T3656	WC	FXB5653	M	DYKENS SHAUN R	07/23/2022	11/23/2022	68096862	386.60
AT7	16690030	095	UT	CM	01/01/2022	306T3656	WC	FXW2245	M	CYNTHIA WILSON	08/25/2022	11/23/2022	68096862	372.50
AT7	14050001001	042	UT	CB	01/01/2022	306T3656	WC	FXL6681	M	BACKMAN DARREN	09/26/2022	11/23/2022	68096864	111.36
AT7	16110220	095	UT	CM	01/01/2022	306T3656	WC	FXB8000	M	SCHIESS BRANDT R	08/16/2022	11/23/2022	68096865	22.04
AT7	16000	095	UT	CM	01/01/2022	306T3656	WC	FXL5155	M	CUBBEDGE JORDAN	09/16/2022	11/23/2022	68096865	168.78
AT7	16110590	095	UT	CM	01/01/2022	306T3656	WC	FXL6190	M	TOLLY BRETT A	09/26/2022	11/23/2022	68096865	40.02
AT7	16690016	042	UT	CB	01/01/2022	306T3656	WC	FXB0866	M	GRIFFIN JENIFER L	06/02/2022	11/23/2022	68096866	148.40
AT7	16690009	042	UT	CB	01/01/2022	306T3656	WC	FXW3942	M	MARVIN JTIPPINS	10/31/2022	11/23/2022	68096866	417.05
AT7	12110003	042	UT	CB	01/01/2022	306T3656	WC	FXL9380	M	CLAY CAMPBELL	10/06/2022	11/23/2022	68096869	136.92
AT7	15320023	095	UT	CM	01/01/2021	306T3656	WC	FUB9127	M	HAMMER RODNEY L	12/10/2021	11/23/2022	68096870	127.26
AT7	16110211	095	UT	CM	01/01/2022	306T3656	WC	FWQ3358	M	LOETHEN JAMES K	06/11/2022	11/23/2022	68096871	50.65
AT7	16110510	095	UT	CM	01/01/2022	306T3656	WC	FXB6678	M	TABOR TIMOTHY W	08/15/2022	11/23/2022	68096872	81.90

**CSS Worker's Compensation Disbursements  
Oct 2022 to Nov 2022 - By Check Number**

Client Code	Organization Code	Adjusting Office	State	Claim Designator	Policy Effective Date	Policy Number	Line	Claim Number	Payment Type	Claimant Name	Loss Date	Charge Date	Check Number	Check Amount
AT7	14050001001	095	UT	CM	01/01/2022	306T3656	WC	FXW4674	M	HUNTER GRASINGER	10/26/2022	11/23/2022	68096873	182.56
AT7	14680008	095	UT	CM	01/01/2022	306T3656	WC	FXW5161	M	SHELLEY GILLES	10/28/2022	11/23/2022	68096874	182.56
AT7	16110111	095	UT	CM	01/01/2022	306T3656	WC	FXW5452	M	KRISTEEN NCROTHER	10/24/2022	11/23/2022	68096875	136.92
AT7	13020009	042	UT	CB	01/01/2022	306T3656	WC	FXL0453	M	COOK STETSON	08/30/2022	11/23/2022	68096876	408.10
AT7	10020	095	UT	CM	01/01/2022	306T3656	WC	FXL5161	M	WALLACE LANDON	09/20/2022	11/23/2022	68096877	111.30
AT7	16690030	095	UT	CM	01/01/2022	306T3656	WC	FXW2245	M	CYNTHIA WILSON	08/25/2022	11/23/2022	68096877	182.56
AT7	16690008	095	UT	CM	01/01/2022	306T3656	WC	FXW4030	M	TAWNA SESCHILLIE	10/27/2022	11/23/2022	68096877	136.92
AT7	15320001	095	UT	CM	01/01/2022	306T3656	WC	FXB5653	M	DYKENS SHAUN R	07/23/2022	11/23/2022	68096878	97.43
AT7	13200008	042	UT	CB	01/01/2022	306T3656	WC	FVK7077	M	FLAIG PAUL	03/29/2022	11/23/2022	68096879	2,085.94
AT7	14640020	042	UT	CB	01/01/2021	306T3656	WC	FTK8634	M	LLOYD DAKOTA J	08/24/2021	11/23/2022	68096880	336.92
AT7	11030002	042	UT	CB	01/01/2022	306T3656	WC	FVK1229	M	FORBES CHARLES	03/01/2022	11/23/2022	68096880	269.78
AT7	10020	095	UT	CM	01/01/2022	306T3656	WC	FXL5161	M	WALLACE LANDON	09/20/2022	11/23/2022	68096881	507.48
AT7	14580010	042	UT	CB	01/01/2019	306T3656	WC	FKV9107	M	MANNING AMMON	01/07/2019	11/23/2022	68096882	5,621.31
AT7	14050001001	042	UT	CB	01/01/2021	306T3656	WC	FSS5707	M	WILKINSON NICHOLA	05/04/2021	11/23/2022	68096882	252.18
AT7	14480011019	095	UT	CM	01/01/2022	306T3656	WC	FXB4302	M	BROWN KEVIN	07/22/2022	11/23/2022	68096883	1,132.43
AT7	13640004	042	UT	CB	01/01/2020	306T3656	WC	FPZ8038	M	RUNOLFSON GABRIEL	07/02/2020	11/23/2022	68096884	1,288.27
AT7	16110220	095	UT	CM	01/01/2022	306T3656	WC	FWQ9102	M	HELVEY GARRETT C	07/12/2022	11/23/2022	68096885	1,052.93
AT7	16110590	095	UT	CM	01/01/2022	306T3656	WC	FXL6190	M	TOLLY BRETT A	09/26/2022	11/23/2022	68096885	411.68
AT7	14140001	042	UT	CB	01/01/2021	306T3656	WC	FUN0856	M	HIGGINS DEVEN	12/16/2021	11/23/2022	68096886	786.45
AT7	11740	042	UT	CB	01/01/1999	306T4813	WC	A4J8127	C	DALLEY RAWLAND	05/28/1999	11/23/2022	68096972	908.00
AT7	14140006	042	UT	CB	01/01/2022	306T3656	WC	FXB5750	M	PALMER JACOB	08/09/2022	11/28/2022	68097561	141.09
AT7	14140006	042	UT	CB	01/01/2022	306T3656	WC	FXB5750	C	PALMER JACOB	08/09/2022	11/29/2022	68097762	458.95
AT7	13580	042	UT	CB	01/01/2021	306T3656	WC	FRU2531	C	NAKAI RITA	01/05/2021	11/30/2022	68098492	722.00
AT7	11460	042	UT	CB	01/01/2022	306T3656	WC	FVC5842	C	BRAILSFORD LORETT	02/02/2022	11/30/2022	68098493	320.00
AT7	14050003005	042	UT	CB	01/01/2022	306T3656	WC	FWK4212	M	PETERSON MASON	05/02/2022	11/30/2022	68099379	65.00
AT7	10810	042	UT	CB	01/01/1996	306T4813	WC	A4J7017	M	BROWN CHRIS J	11/19/1996	11/30/2022	68099563	476.96
AT7	10480002	095	UT	CM	01/01/2022	306T3656	WC	FXW1266	M	TAYLOR COX	10/09/2022	11/30/2022	68099747	136.74
AT7	15130	042	UT	CB	01/01/2022	306T3656	WC	FXL4487	M	CHANDLER JOANN	08/31/2022	11/30/2022	68099748	3,609.80
AT7	14740003	042	UT	CB	01/01/2021	306T3656	WC	FTA3397	M	OBRAY TANNER	06/11/2021	11/30/2022	68099803	30.12
AT7	12060	042	UT	CB	01/01/2022	306T3656	WC	FWQ3082	M	SHUPE RUSTIN	06/09/2022	11/30/2022	68099803	327.15
AT7	14050001001	042	UT	CB	01/01/2022	306T3656	WC	FXL6681	M	BACKMAN DARREN	09/26/2022	11/30/2022	68099946	520.00
AT7	16080001001	042	UT	CB	01/01/2022	306T3656	WC	A3C9527	M	HAMBLETON MATTHEW	09/09/2022	11/30/2022	68100145	158.86
AT7	16080002003	042	UT	CB	01/01/2022	306T3656	WC	FXW2614	M	PARKER STEADMAN	07/09/2022	11/30/2022	68100145	158.86
AT7	16080001001	042	UT	CB	01/01/2022	306T3656	WC	FXW3438	M	GREG VANDER WERFF	10/27/2022	11/30/2022	68100145	101.64
AT7	16080001003	095	UT	CM	01/01/2022	306T3656	WC	FWK8363	M	ERICKSON JACOB	05/22/2022	11/30/2022	68100146	12.99
AT7	16080001001	042	UT	CB	01/01/2022	306T3656	WC	FXW3438	M	GREG VANDER WERFF	10/27/2022	11/30/2022	68100146	149.06
AT7	13160001	095	UT	CM	01/01/2022	306T3656	WC	FXB6424	M	TWITCHELL LANDON	08/15/2022	11/30/2022	68100149	124.70
AT7	10480002	095	UT	CM	01/01/2022	306T3656	WC	FXW1266	M	TAYLOR COX	10/09/2022	11/30/2022	68100331	100.22
AT7	10480020	095	UT	CM	01/01/2022	306T3656	WC	FXW6885	M	MARLINDA TUCKER	11/15/2022	11/30/2022	68100332	132.64

**CSS Worker's Compensation Disbursements  
Oct 2022 to Nov 2022 - By Check Number**

Client Code	Organization Code	Adjusting Office	State	Claim Designator	Policy Effective Date	Policy Number	Line	Claim Number	Payment Type	Claimant Name	Loss Date	Charge Date	Check Number	Check Amount
AT7	12790	042	UT	CB	01/01/2022	306T3656	WC	FXL5697	M	LAW COLBY D	08/30/2022	11/30/2022	68100617	399.84
AT7	13660003	042	UT	CB	01/01/2015	306T3656	WC	E3W2365	M	CHUCHRAN JARED A	05/30/2015	11/30/2022	68100619	105.23
AT7	13460001	042	UT	CB	01/01/2022	306T3656	WC	FXL8088	M	LYDIA LEWIS	10/03/2022	11/30/2022	68100627	210.29
AT7	14580010	095	UT	CB	01/01/1999	306T4813	WC	A4J7037	M	HAMILTON CLARENCE	10/01/1999	11/30/2022	68100638	127.48
AT7	13660004	095	UT	CM	01/01/2022	306T3656	WC	FXL9341	M	PACE JEFF	10/04/2022	11/30/2022	68100686	109.07
AT7	10310008	095	UT	CM	01/01/2022	306T3656	WC	FXW6896	M	LARRY WZOLMAN	11/15/2022	11/30/2022	68100686	672.75
AT7	11030005	042	UT	CB	01/01/2022	306T3656	WC	FVK9877	M	SCOTT JEFFREY	04/11/2022	11/30/2022	68100703	168.32
AT7	11310	042	UT	CB	01/01/2022	306T3656	WC	FXB4525	M	PACE MATTHEW	08/05/2022	11/30/2022	68100703	138.41
AT7	14870	095	UT	CM	01/01/2022	306T3656	WC	FXL4989	M	BRINKERHOFF CLOYD	08/30/2022	11/30/2022	68100704	88.74
AT7	16080003004	042	UT	CB	01/01/2022	306T3656	WC	FVK9299	M	TAYLOR DARRAN	01/23/2022	11/30/2022	68100705	123.75
AT7	13270	042	UT	CB	01/01/1998	306T4813	WC	A4J7016	M	BIRD TRACY	07/25/1998	11/30/2022	68100706	281.37
AT7	12960008	042	UT	CB	01/01/2021	306T3656	WC	FTK4420	M	OLESON PAUL	08/01/2021	11/30/2022	68100707	839.78
AT7	12790	042	UT	CB	01/01/2022	306T3656	WC	FXL5697	M	LAW COLBY D	08/30/2022	11/30/2022	68100708	906.36
AT7	16000	095	UT	CM	01/01/2022	306T3656	WC	FXL7104	M	LEAVITT TYLER	09/30/2022	11/30/2022	68100709	59.06
AT7	16080001001	042	UT	CB	01/01/2022	306T3656	WC	A3C9527	M	HAMBLETON MATTHEW	09/09/2022	11/30/2022	68100714	87.50
AT7	14640024	042	UT	CB	01/01/2022	306T3656	WC	FXL7792	M	BONNER TYLER	10/05/2022	11/30/2022	68100751	1,698.55
AT7	11200004	042	UT	CB	01/01/2021	306T3656	WC	FTA0846	M	EVANS MATTHEW	06/01/2021	11/30/2022	68100752	269.65
AT7	11640003	042	UT	CB	01/01/2022	306T3656	WC	FXB9539	M	WALTON BLAKE	08/27/2022	11/30/2022	68100752	202.80
AT7	11640003	042	UT	CB	01/01/2022	306T3656	WC	FXB9539	M	WALTON BLAKE	08/27/2022	11/30/2022	68100753	44.66
AT7	14140006	042	UT	CB	01/01/2022	306T3656	WC	FXB5750	M	PALMER JACOB	08/09/2022	11/30/2022	68100754	47.85
AT7	15940	042	UT	CB	01/01/2022	306T3656	WC	FXW3593	M	EMILY LOVELAND	10/26/2022	11/30/2022	68100755	136.92
AT7	13230003	095	UT	CM	01/01/2022	306T3656	WC	FXW5353	M	GENTRY BOWLES	11/01/2022	11/30/2022	68100756	242.84
AT7	11030002	042	UT	CB	01/01/2022	306T3656	WC	FXB5218	M	BRADSHAW NICHOLAS	08/03/2022	11/30/2022	68100757	148.40
AT7	11640003	042	UT	CB	01/01/2022	306T3656	WC	FXB9539	M	WALTON BLAKE	08/27/2022	11/30/2022	68100758	38,597.01
AT7	14480022042	042	UT	CB	01/01/2022	306T3656	WC	FWK2605	C	HOWELL DOUGLAS	04/24/2022	11/30/2022	68100867	1,384.00
AT7	10480020	042	UT	CB	01/01/2022	306T3656	WC	FWQ8600	C	CLARK JENNAFER	07/06/2022	11/30/2022	68100868	758.00
AT7	12480	042	UT	CB	01/01/2022	306T3656	WC	FWQ0804	M	MCCANDLESS DONALD	06/03/2022	11/30/2022	68101368	192.06
AT7	16080003004	042	UT	CB	01/01/2022	306T3656	WC	FVK9299	M	TAYLOR DARRAN	01/23/2022	11/30/2022	68101375	158.86
AT7	16080001001	095	UT	CM	01/01/2022	306T3656	WC	FXW4839	M	TERRY PRICE	10/04/2022	11/30/2022	68101376	158.86
AT7	10480002	095	UT	CM	01/01/2022	306T3656	WC	FXW1266	M	TAYLOR COX	10/09/2022	11/30/2022	68101423	15.19
AT7	14050001001	042	UT	CB	01/01/2022	306T3656	WC	FXL6681	M	BACKMAN DARREN	09/26/2022	11/30/2022	68101466	104.76
AT7	12830	042	UT	CB	01/01/2022	306T3656	WC	FWK9510	M	ROWSER TYLER	05/29/2022	11/30/2022	68101467	42.43
AT7	10640	042	UT	CB	01/01/2016	306T3656	WC	ESL7571	M	BATES LAURIE	01/19/2016	11/30/2022	68101474	75.43
AT7	11460	042	UT	CB	01/01/2022	306T3656	WC	FVC5842	M	BRAILSFORD LORETT	02/02/2022	11/30/2022	68101474	201.24
AT7	11640003	042	UT	CB	01/01/2022	306T3656	WC	FXB9539	M	WALTON BLAKE	08/27/2022	11/30/2022	68101474	88.74
AT7	13270008	095	UT	CM	01/01/2022	306T3656	WC	FXW7234	M	JUSTIN ARNOLD	10/04/2022	11/30/2022	68101475	70.91
AT7	14580010	042	UT	CB	01/01/2019	306T3656	WC	FKV9107	M	MANNING AMMON	01/07/2019	11/30/2022	68101476	122.02
AT7	13200008	042	UT	CB	01/01/2022	306T3656	WC	FVK7077	M	FLAIG PAUL	03/29/2022	11/30/2022	68101477	42.43
AT7	13980005	042	UT	CB	01/01/2020	306T3656	WC	FPD4243	M	MAYBERRY SHANE	02/21/2020	11/30/2022	68101482	40.54



**CSS Worker's Compensation Disbursements  
Oct 2022 to Nov 2022 - By Check Number**

Client Code	Organization Code	Adjusting Office	State	Claim Designator	Policy Effective Date	Policy Number	Line	Claim Number	Payment Type	Claimant Name	Loss Date	Charge Date	Check Number	Check Amount
AT7	13370005	042	UT	CB	01/01/2022	306T3656	WC	FVK9599	M	JENSEN TRISTAN	04/11/2022	10/21/2022	92422368	(63.82)
AT7	13260	042	UT	CB	01/01/2019	306T3656	WC	FMP1766	M	MYERS LAURA	08/19/2019	10/24/2022	92422926	(190.94)
AT7	11030002	042	UT	CB	01/01/2022	306T3656	WC	FVK1229	M	FORBES CHARLES	03/01/2022	10/26/2022	92423151	(10.39)
<b>Total</b>													<b>2581</b>	<b>\$ 801,302.55</b>

Report Criteria:

Report type: Summary

Bank.Bank Number = 8

GL Period	Check Issue Date	Check Number	Vendor Number	Payee	Check GL Account	Amount
10/22	10/31/2022	1888751	1005	CNA Surety	22000000	10,216.64 M
11/22	11/10/2022	1904406	1005	CNA Surety	22000000	9,364.04 M
Grand Totals:						<u>19,580.68</u>

Summary by General Ledger Account Number

GL Account	Debit	Credit	Proof
22000000	10,512.72	30,093.40-	19,580.68-
24200000	30,093.40	.00	30,093.40
42-690000	.00	10,512.72-	10,512.72-
Grand Totals:	<u>40,606.12</u>	<u>40,606.12-</u>	<u>.00</u>

Report Criteria:

Report type: Summary

Bank.Bank Number = 8

GL Period	Check Issue Date	Check Number	Vendor Number	Payee	Check GL Account	Amount
10/22	10/31/2022	1888751	1005	CNA Surety	22000000	10,216.64 M
11/22	11/10/2022	1904406	1005	CNA Surety	22000000	9,364.04 M
Grand Totals:						<u>19,580.68</u>

Summary by General Ledger Account Number

GL Account	Debit	Credit	Proof
22000000	10,512.72	30,093.40-	19,580.68-
24200000	30,093.40	.00	30,093.40
42-690000	.00	10,512.72-	10,512.72-
Grand Totals:	<u>40,606.12</u>	<u>40,606.12-</u>	<u>.00</u>

**Investment Disbursements/Purchases by  
Amount  
Oct 2022 to Nov 2022**

<b>BOND#</b>	<b>SETTLEMENT DATE</b>	<b>AMOUNT</b>
22533AHJ9	11/30/22	5,000,000.00
89788MAF9	10/14/22	4,902,500.00
<b>Total</b>	<b>2</b>	<b>9,902,500.00</b>

**Investment Disbursements/Purchases by  
Bond Number  
Oct 2022 to Nov 2022**

<b>BOND#</b>	<b>SETTLEMENT DATE</b>	<b>AMOUNT</b>
22533AHJ9	11/30/22	5,000,000.00
89788MAF9	10/14/22	4,902,500.00
<b>Total</b>	<b>2</b>	<b>\$ 9,902,500.00</b>

Report Criteria:

Report type: Summary

Bank.Bank Number = 5

GL Period	Check Issue Date	Check Number	Vendor Number	Payee	Check GL Account	Amount
10/22	10/03/2022	12762	2014	FCF BENEFITS & ADMINISTRATION	22000000	425.06
10/22	10/17/2022	12763	2014	FCF BENEFITS & ADMINISTRATION	22000000	425.06
11/22	11/02/2022	12765	2014	FCF BENEFITS & ADMINISTRATION	22000000	425.06
11/22	11/14/2022	12766	2014	FCF BENEFITS & ADMINISTRATION	22000000	425.06
Grand Totals:						1,700.24

Summary by General Ledger Account Number

GL Account	Debit	Credit	Proof
22000000	.00	1,700.24-	1,700.24-
22050000	1,548.24	.00	1,548.24
6130-0000	152.00	.00	152.00
Grand Totals:	1,700.24	1,700.24-	.00

Report Criteria:

Report type: Summary

Bank.Bank Number = 5

GL Period	Check Issue Date	Check Number	Vendor Number	Payee	Check GL Account	Amount
10/22	10/03/2022	12762	2014	FCF BENEFITS & ADMINISTRATION	22000000	425.06
10/22	10/17/2022	12763	2014	FCF BENEFITS & ADMINISTRATION	22000000	425.06
11/22	11/02/2022	12765	2014	FCF BENEFITS & ADMINISTRATION	22000000	425.06
11/22	11/14/2022	12766	2014	FCF BENEFITS & ADMINISTRATION	22000000	425.06
Grand Totals:						<u>1,700.24</u>

Summary by General Ledger Account Number

GL Account	Debit	Credit	Proof
22000000	.00	1,700.24-	1,700.24-
22050000	1,548.24	.00	1,548.24
6130-0000	152.00	.00	152.00
Grand Totals:	<u>1,700.24</u>	<u>1,700.24-</u>	<u>.00</u>

## Payroll Disbursements by Amount

**October 2022 - November 2022**

GL CODE	DATE	DESCRIPTION	AMOUNT
2210-0000	10/01/2022	PAYROLL	44,523.93
2210-0000	11/01/2022	PAYROLL	44,334.21
2210-0000	11/11/2022	PAYROLL	44,309.75
2210-0000	10/14/2022	PAYROLL	44,279.16
2220-0000	11/01/2022	401K Pension	11,421.31
2220-0000	10/01/2022	401K Pension	11,414.14
2220-0000	10/14/2022	401K Pension	11,414.14
2220-0000	11/11/2022	401K Pension	11,414.14
2250-0000	10/01/2022	Fed W/H	5,868.98
2250-0000	11/01/2022	Fed W/H	5,801.81
2250-0000	11/11/2022	Fed W/H	5,793.52
2250-0000	10/14/2022	Fed W/H	5,786.40
2220-0000	11/01/2022	401K EE	4,303.85
2220-0000	11/11/2022	401K EE	4,301.66
2220-0000	10/14/2022	401K EE	4,296.72
2250-0000	11/01/2022	S.S. ER	4,282.01
2250-0000	11/11/2022	S.S. ER	4,278.97
2250-0000	10/01/2022	S.S. ER	4,272.77
2250-0000	10/14/2022	S.S. ER	4,272.77
2220-0000	10/01/2022	401K EE	3,952.66
2220-0000	11/01/2022	401K MATCH 5.5%	3,462.78
2220-0000	10/01/2022	401K MATCH 5.5%	3,460.59
2220-0000	10/14/2022	401K MATCH 5.5%	3,460.59
2220-0000	11/11/2022	401K MATCH 5.5%	3,460.59
2250-0000	11/01/2022	S.S. EE	3,324.53
2250-0000	11/11/2022	S.S. EE	3,322.03
2250-0000	10/14/2022	S.S. EE	3,317.05
2250-0000	10/01/2022	S.S. EE	3,317.04
2250-0000	10/01/2022	UT ST INCOME TAX	2,923.25
2250-0000	11/01/2022	UT ST INCOME TAX	2,912.18
2250-0000	11/11/2022	UT ST INCOME TAX	2,910.35
2250-0000	10/14/2022	UT ST INCOME TAX	2,906.57
2220-0000	10/01/2022	457 EE \$	1,038.47
2220-0000	11/01/2022	457 EE \$	1,038.47
2220-0000	10/14/2022	457 EE \$	1,038.47
2220-0000	11/11/2022	457 EE \$	1,038.47
2250-0000	11/01/2022	S.S. EE	957.49
2250-0000	11/11/2022	S.S. EE	956.87
2250-0000	10/01/2022	S.S. EE	955.74
2250-0000	10/14/2022	S.S. EE	955.71
2220-0000	10/01/2022	401K EE Loan	389.66
2220-0000	11/01/2022	401K EE Loan	389.66
2220-0000	10/14/2022	401K EE Loan	389.66



## Payroll Disbursements by Amount

October 2022 - November 2022

GL CODE	DATE	DESCRIPTION	AMOUNT
2220-0000	11/11/2022	401K EE Loan	389.66
2220-0000	10/01/2022	Roth EE \$	329.23
2220-0000	11/01/2022	Roth EE \$	329.23
2220-0000	10/14/2022	Roth EE \$	329.23
2220-0000	11/11/2022	Roth EE \$	329.23
2250-0000	10/01/2022	S.S. EE	111.71
2250-0000	11/01/2022	S.S. EE	111.71
2250-0000	10/14/2022	S.S. EE	111.70
2250-0000	11/11/2022	S.S. EE	111.70
6130-0000	10/01/2022	ADP Charges EZ Run	76.02
6130-0000	11/01/2022	ADP Charges EZ Run	76.02
6130-0000	10/14/2022	ADP Charges EZ Run	76.02
6130-0000	11/11/2022	ADP Charges EZ Run	76.02
6130-0000	10/14/2022	ADP Charges EZ Labor-Monthly	33.53
6130-0000	11/11/2022	ADP Charges EZ Labor-Monthly	33.53
2250-0000	10/01/2022	SUTA	10.75
2250-0000	10/14/2022	SUTA	10.75
2250-0000	11/01/2022	SUTA	9.59
2250-0000	11/11/2022	SUTA	5.29
<b>Total</b>	<b>62</b>		<b>330,810.04</b>

# Payroll Disbursements by Date

## October 2022 - November 2022

GL CODE	DATE	DESCRIPTION	AMOUNT
2250-0000	10/01/2022	SUTA	10.75
6130-0000	10/01/2022	ADP Charges EZ Run	76.02
2250-0000	10/01/2022	S.S. EE	111.71
2220-0000	10/01/2022	Roth EE \$	329.23
2220-0000	10/01/2022	401K EE Loan	389.66
2250-0000	10/01/2022	S.S. EE	955.74
2220-0000	10/01/2022	457 EE \$	1,038.47
2250-0000	10/01/2022	UT ST INCOME TAX	2,923.25
2250-0000	10/01/2022	S.S. EE	3,317.04
2220-0000	10/01/2022	401K MATCH 5.5%	3,460.59
2220-0000	10/01/2022	401K EE	3,952.66
2250-0000	10/01/2022	S.S. ER	4,272.77
2250-0000	10/01/2022	Fed W/H	5,868.98
2220-0000	10/01/2022	401K Pension	11,414.14
2210-0000	10/01/2022	PAYROLL	44,523.93
2250-0000	10/14/2022	SUTA	10.75
6130-0000	10/14/2022	ADP Charges EZ Labor-Monthly	33.53
6130-0000	10/14/2022	ADP Charges EZ Run	76.02
2250-0000	10/14/2022	S.S. EE	111.70
2220-0000	10/14/2022	Roth EE \$	329.23
2220-0000	10/14/2022	401K EE Loan	389.66
2250-0000	10/14/2022	S.S. EE	955.71
2220-0000	10/14/2022	457 EE \$	1,038.47
2250-0000	10/14/2022	UT ST INCOME TAX	2,906.57
2250-0000	10/14/2022	S.S. EE	3,317.05
2220-0000	10/14/2022	401K MATCH 5.5%	3,460.59
2250-0000	10/14/2022	S.S. ER	4,272.77
2220-0000	10/14/2022	401K EE	4,296.72
2250-0000	10/14/2022	Fed W/H	5,786.40
2220-0000	10/14/2022	401K Pension	11,414.14
2210-0000	10/14/2022	PAYROLL	44,279.16
2250-0000	11/01/2022	SUTA	9.59
6130-0000	11/01/2022	ADP Charges EZ Run	76.02
2250-0000	11/01/2022	S.S. EE	111.71
2220-0000	11/01/2022	Roth EE \$	329.23
2220-0000	11/01/2022	401K EE Loan	389.66
2250-0000	11/01/2022	S.S. EE	957.49
2220-0000	11/01/2022	457 EE \$	1,038.47
2250-0000	11/01/2022	UT ST INCOME TAX	2,912.18
2250-0000	11/01/2022	S.S. EE	3,324.53
2220-0000	11/01/2022	401K MATCH 5.5%	3,462.78
2250-0000	11/01/2022	S.S. ER	4,282.01

## Payroll Disbursements by Date

### October 2022 - November 2022

GL CODE	DATE	DESCRIPTION	AMOUNT
2220-0000	11/01/2022	401K EE	4,303.85
2250-0000	11/01/2022	Fed W/H	5,801.81
2220-0000	11/01/2022	401K Pension	11,421.31
2210-0000	11/01/2022	PAYROLL	44,334.21
2250-0000	11/11/2022	SUTA	5.29
6130-0000	11/11/2022	ADP Charges EZ Labor-Monthly	33.53
6130-0000	11/11/2022	ADP Charges EZ Run	76.02
2250-0000	11/11/2022	S.S. EE	111.70
2220-0000	11/11/2022	Roth EE \$	329.23
2220-0000	11/11/2022	401K EE Loan	389.66
2250-0000	11/11/2022	S.S. EE	956.87
2220-0000	11/11/2022	457 EE \$	1,038.47
2250-0000	11/11/2022	UT ST INCOME TAX	2,910.35
2250-0000	11/11/2022	S.S. EE	3,322.03
2220-0000	11/11/2022	401K MATCH 5.5%	3,460.59
2250-0000	11/11/2022	S.S. ER	4,278.97
2220-0000	11/11/2022	401K EE	4,301.66
2250-0000	11/11/2022	Fed W/H	5,793.52
2220-0000	11/11/2022	401K Pension	11,414.14
2210-0000	11/11/2022	PAYROLL	44,309.75
<b>Total</b>	<b>62</b>		<b>\$ 330,810.04</b>

## Wire Disbursements by Amount

### October 2022 - November 2022

GL CODE	DATE	DESCRIPTION	AMOUNT
1180-0000	10/31/22	Wire to PTIF Trust Savings Account	6,250,000.00
1180-0000	11/30/22	Wire to PTIF Trust Savings Account	5,000,000.00
<b>Total</b>	<b>2</b>		<b>11,250,000.00</b>

**Wire Disbursements by Date**  
**October 2022 - November 2022**

<b>GL CODE</b>	<b>DATE</b>	<b>DESCRIPTION</b>	<b>AMOUNT</b>
1180-0000	10/31/22	Wire to PTIF Trust Savings Account	6,250,000.00
1180-0000	11/30/22	Wire to PTIF Trust Savings Account	5,000,000.00
<b>Total</b>	<b>2</b>		<b>11,250,000.00</b>

**Vision Disbursements by Check Amount  
October 2022 - November 2022**

Check#	Date	Payee	Amount
11396	10/28/2022	GARY L HATCH	308.00
11421	11/28/2022	LYNDON L TAN	254.00
11373	10/7/2022	LYNDON L TAN	237.50
11406	11/10/2022	JODY PETTET	168.99
11392	10/28/2022	NATHAN L LARSEN	168.98
11397	10/28/2022	RYAN G ELLIOTT	163.95
11419	11/28/2022	MARCUS B BOTT	152.00
11418	11/28/2022	TRUDEE HOWES	152.00
11415	11/10/2022	KYLE W LAWS	152.00
11414	11/10/2022	KYLE W LAWS	152.00
11405	11/10/2022	APRIL D MERRILL	152.00
11403	11/10/2022	MARK D KELLY	152.00
11390	10/28/2022	RILEY G ASTILL	152.00
11389	10/7/2022	CYNTHIA RANEE HUNTER	152.00
11388	10/7/2022	DERRICK K LARSON	152.00
11381	10/7/2022	KORY N KLOTZ	152.00
11375	10/7/2022	KACIE A CRUZ	152.00
11413	11/10/2022	KYLE W LAWS	151.00
11407	11/10/2022	JODY PETTET	149.98
11374	10/7/2022	TYSON L DOVE	145.98
11369	10/7/2022	JODY L MATAVAO	144.60
11408	11/10/2022	DON O NELSON	137.00
11402	11/10/2022	MARIA L BAILEY	122.00
11395	10/28/2022	JARED HILLHOUSE	122.00
11386	10/7/2022	ELIZABETH C KEELER	122.00
11385	10/7/2022	BRETT L KEELER	122.00
11372	10/7/2022	SANDRA LANE	122.00
11422	11/28/2022	JARED S STEWART	110.00
11417	11/28/2022	BRYAN D THIRIOT	110.00
11387	10/7/2022	DERRICK K LARSON	110.00
11384	10/7/2022	WAHID A SUJUDI	110.00
11383	10/7/2022	WAHID A SUJUDI	110.00
11382	10/7/2022	JULIE B HINTZE	110.00
11378	10/7/2022	COLBEY R BENTLEY	110.00
11376	10/7/2022	BRENDA ALONSO	110.00
11371	10/7/2022	SCOTT PATRICK RAY	110.00
11370	10/7/2022	LIANA DAWN BISHOP	110.00
11398	10/28/2022	TARA C PENTZ	105.85
11412	11/10/2022	KYLE W LAWS	102.02
11404	11/10/2022	TYLER KEITH JACOBSON	102.00
11393	10/28/2022	MAYLYN J DICKSON	84.00
11380	10/7/2022	JODY PETTET	84.00

**Vision Disbursements by Check Amount  
October 2022 - November 2022**

<b>Check#</b>	<b>Date</b>	<b>Payee</b>	<b>Amount</b>
11379	10/7/2022	JODY PETTET	84.00
11420	11/28/2022	BOYD R DAVIS	42.00
11416	11/28/2022	KACIE A CRUZ	42.00
11411	11/10/2022	KYLE W LAWS	42.00
11410	11/10/2022	JUSTIN R LEE	42.00
11409	11/10/2022	JUSTIN R LEE	42.00
11400	10/28/2022	JON M CRAWFORD	42.00
11394	10/28/2022	ROBERT S SCHOVAERS	42.00
11368	10/7/2022	JODY L MATAVAO	42.00
11367	10/7/2022	JODY L MATAVAO	42.00
11391	10/28/2022	MELODIE B HAYES	41.00
11399	10/28/2022	RYAN HATCH	40.98
11377	10/7/2022	SUSANNE F MONSEN	30.00
<b>Total</b>	<b>55</b>		<b>6,463.83</b>

**Vision Disbursements by Check Number  
October 2022 - November 2022**

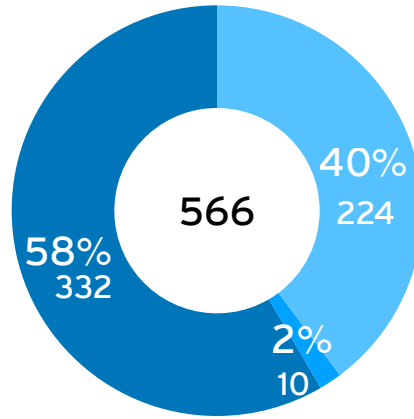
<b>Check#</b>	<b>Date</b>	<b>Payee</b>	<b>Amount</b>
11367	10/7/2022	JODY L MATAVAO	42.00
11368	10/7/2022	JODY L MATAVAO	42.00
11369	10/7/2022	JODY L MATAVAO	144.60
11370	10/7/2022	LIANA DAWN BISHOP	110.00
11371	10/7/2022	SCOTT PATRICK RAY	110.00
11372	10/7/2022	SANDRA LANE	122.00
11373	10/7/2022	LYNDON L TAN	237.50
11374	10/7/2022	TYSON L DOVE	145.98
11375	10/7/2022	KACIE A CRUZ	152.00
11376	10/7/2022	BRENDA ALONSO	110.00
11377	10/7/2022	SUSANNE F MONSEN	30.00
11378	10/7/2022	COLBEY R BENTLEY	110.00
11379	10/7/2022	JODY PETTET	84.00
11380	10/7/2022	JODY PETTET	84.00
11381	10/7/2022	KORY N KLOTZ	152.00
11382	10/7/2022	JULIE B HINTZE	110.00
11383	10/7/2022	WAHID A SUJUDI	110.00
11384	10/7/2022	WAHID A SUJUDI	110.00
11385	10/7/2022	BRETT L KEELER	122.00
11386	10/7/2022	ELIZABETH C KEELER	122.00
11387	10/7/2022	DERRICK K LARSON	110.00
11388	10/7/2022	DERRICK K LARSON	152.00
11389	10/7/2022	CYNTHIA RANEE HUNTER	152.00
11390	10/28/2022	RILEY G ASTILL	152.00
11391	10/28/2022	MELODIE B HAYES	41.00
11392	10/28/2022	NATHAN L LARSEN	168.98
11393	10/28/2022	MAYLYN J DICKSON	84.00
11394	10/28/2022	ROBERT S SCHOVAERS	42.00
11395	10/28/2022	JARED HILLHOUSE	122.00
11396	10/28/2022	GARY L HATCH	308.00
11397	10/28/2022	RYAN G ELLIOTT	163.95
11398	10/28/2022	TARA C PENTZ	105.85
11399	10/28/2022	RYAN HATCH	40.98
11400	10/28/2022	JON M CRAWFORD	42.00
11402	11/10/2022	MARIA L BAILEY	122.00
11403	11/10/2022	MARK D KELLY	152.00
11404	11/10/2022	TYLER KEITH JACOBSON	102.00
11405	11/10/2022	APRIL D MERRILL	152.00
11406	11/10/2022	JODY PETTET	168.99
11407	11/10/2022	JODY PETTET	149.98
11408	11/10/2022	DON O NELSON	137.00
11409	11/10/2022	JUSTIN R LEE	42.00



**Vision Disbursements by Check Number  
October 2022 - November 2022**

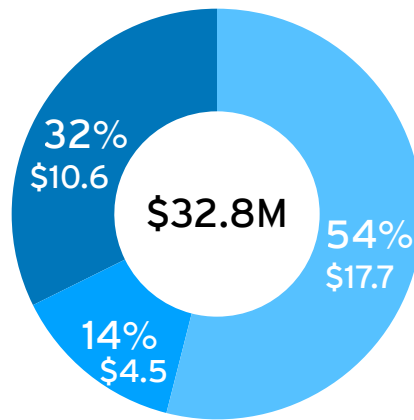
<b>Check#</b>	<b>Date</b>	<b>Payee</b>	<b>Amount</b>
11410	11/10/2022	JUSTIN R LEE	42.00
11411	11/10/2022	KYLE W LAWS	42.00
11412	11/10/2022	KYLE W LAWS	102.02
11413	11/10/2022	KYLE W LAWS	151.00
11414	11/10/2022	KYLE W LAWS	152.00
11415	11/10/2022	KYLE W LAWS	152.00
11416	11/28/2022	KACIE A CRUZ	42.00
11417	11/28/2022	BRYAN D THIRIOT	110.00
11418	11/28/2022	TRUDEE HOWES	152.00
11419	11/28/2022	MARCUS B BOTT	152.00
11420	11/28/2022	BOYD R DAVIS	42.00
11421	11/28/2022	LYNDON L TAN	254.00
11422	11/28/2022	JARED S STEWART	110.00
<b>Total</b>	<b>55</b>		<b>6,463.83</b>

### Composition by Entity Type



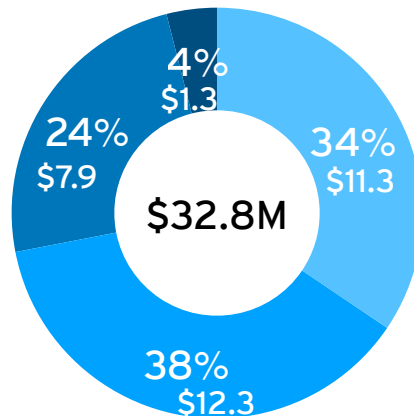
● City/Town ● County ● Special Service District

### Composition by Premium



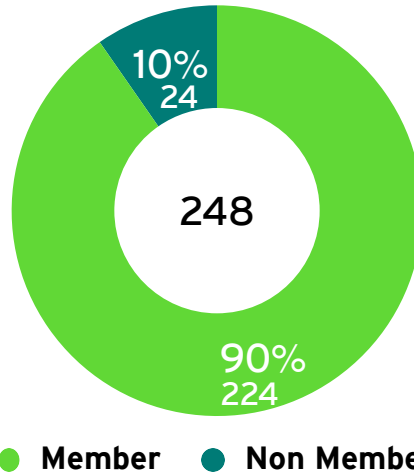
● City/Town ● County ● Special Service District

### Composition by Line of Business

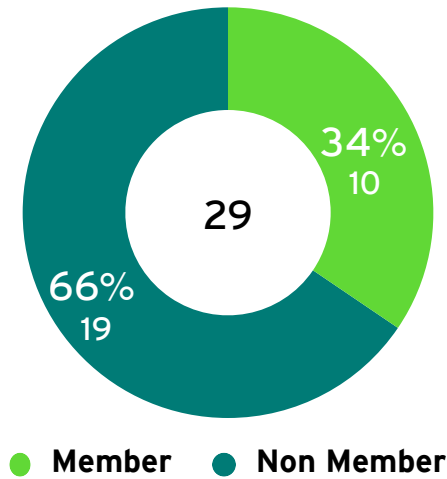


● Property ● Liability ● Workers Compensation ● Other

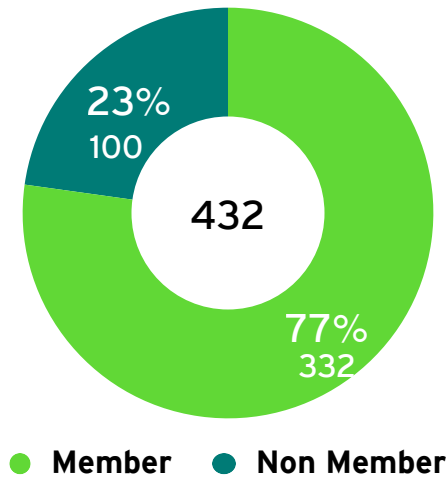
### Market Penetration of Cities/Towns

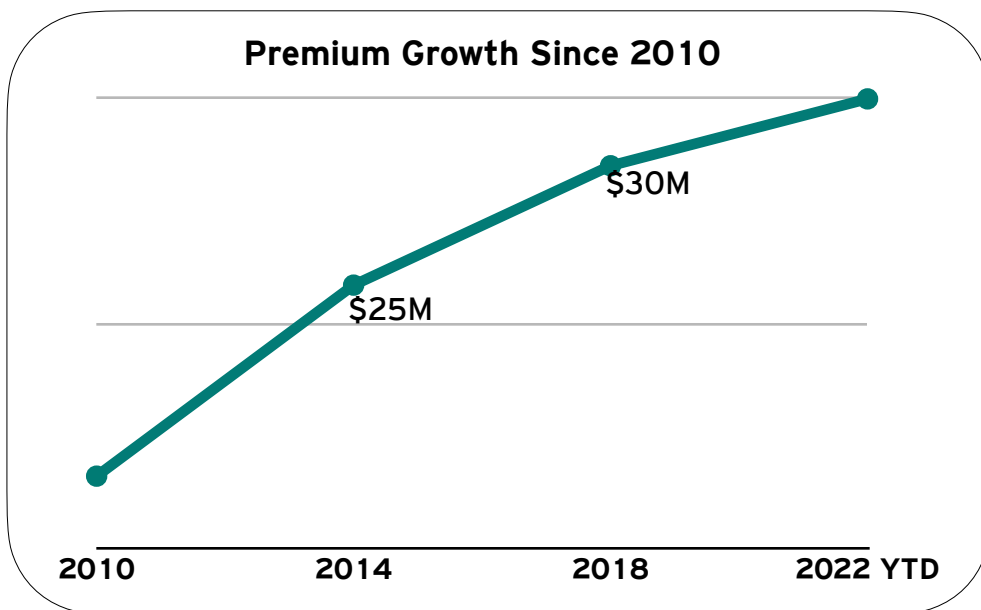
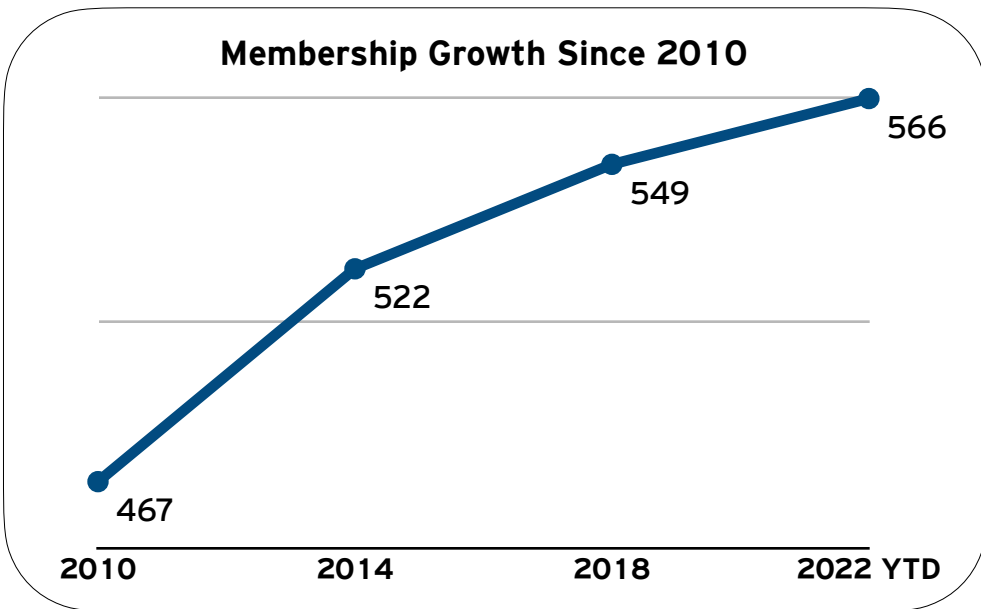
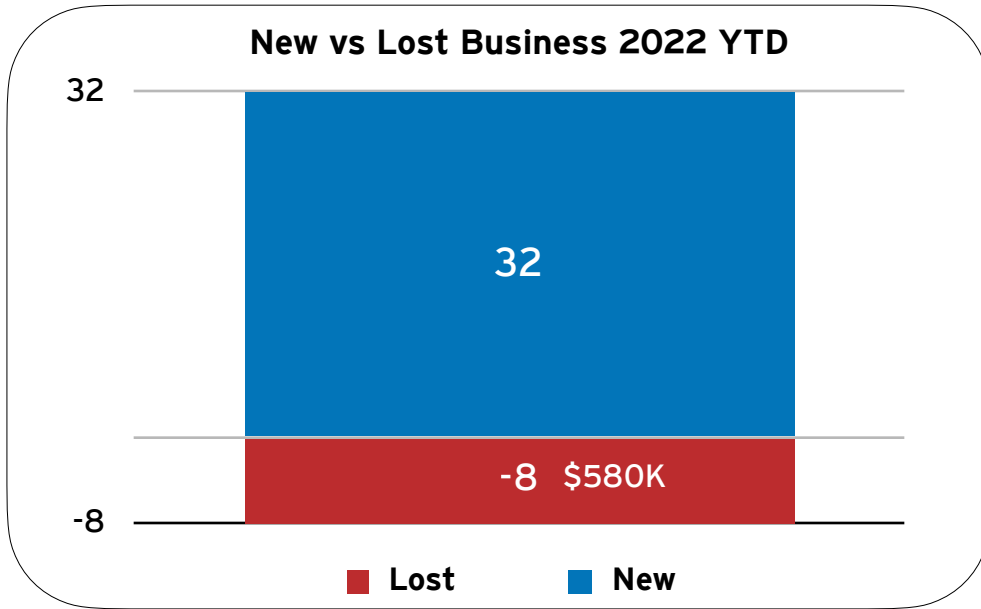


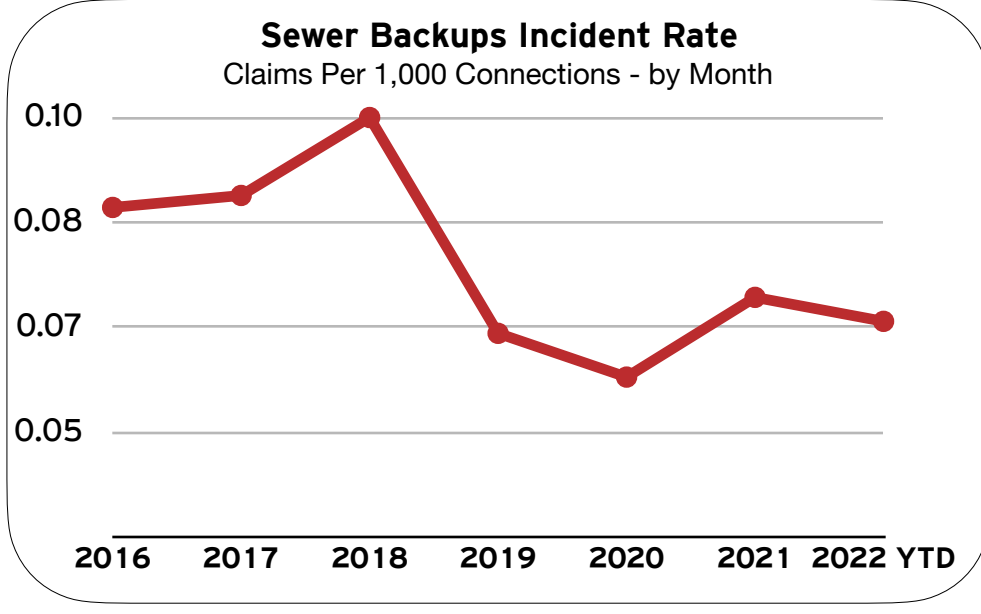
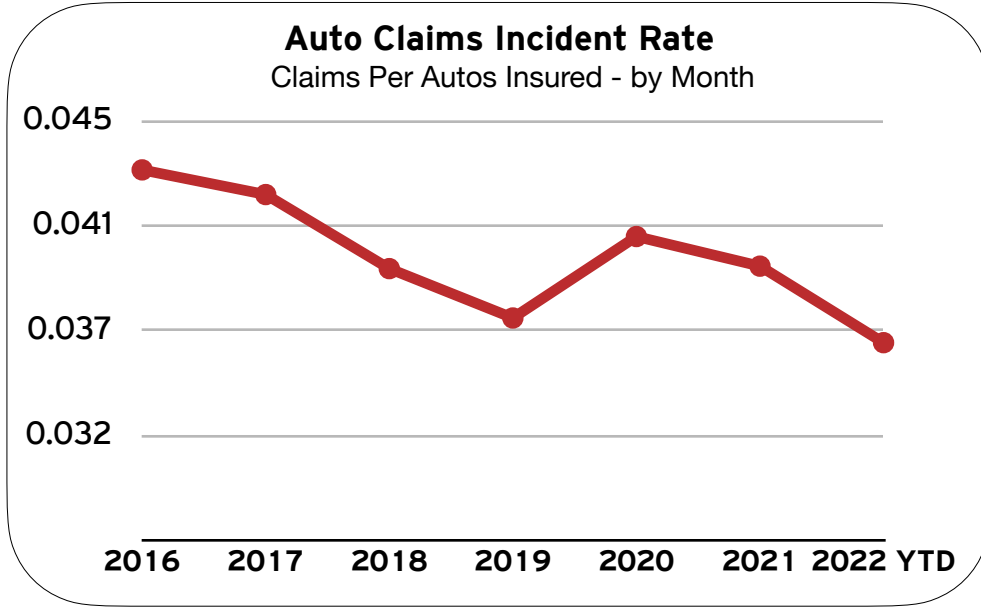
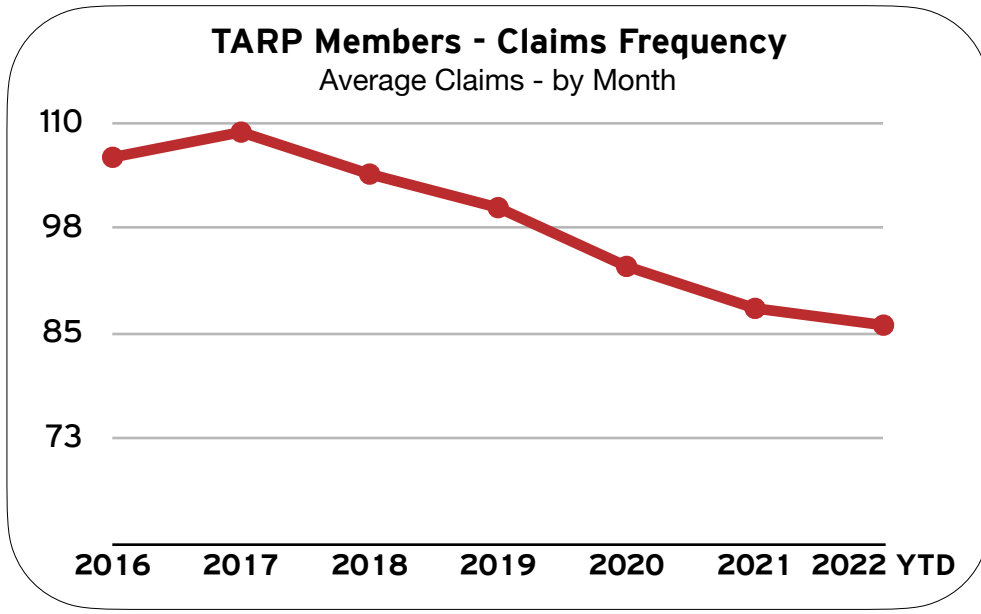
### Market Penetration of Counties

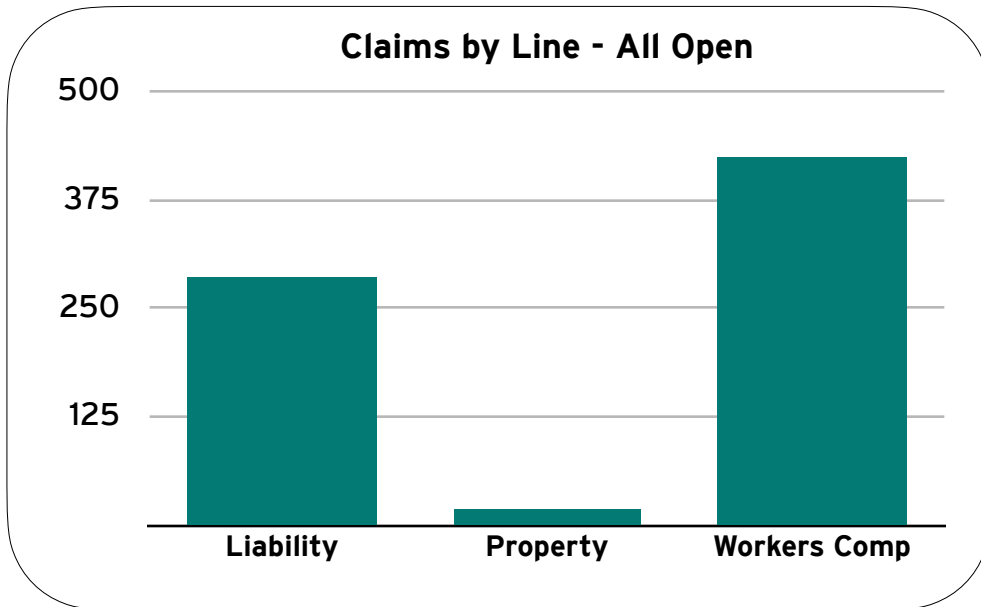
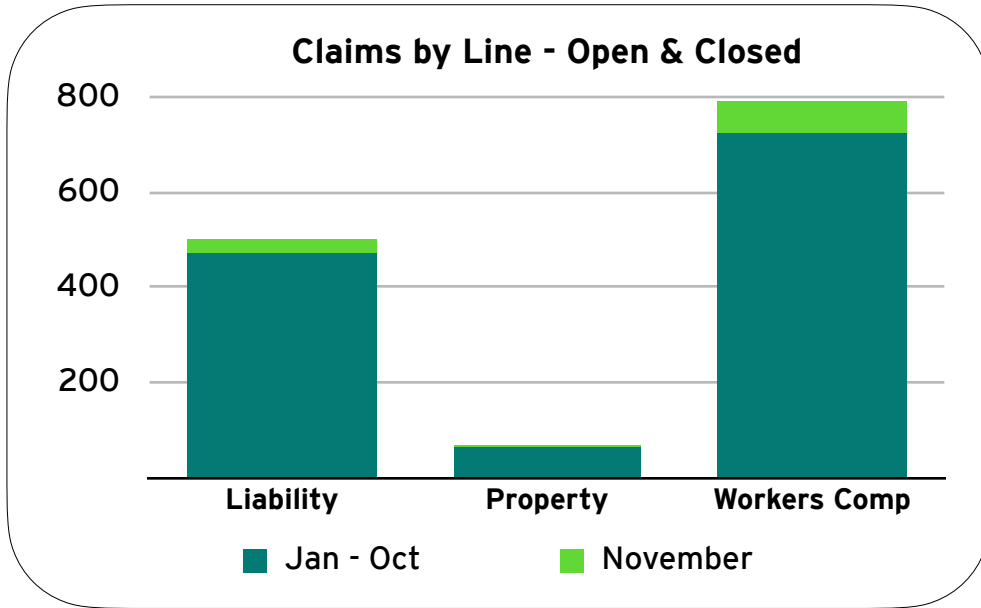


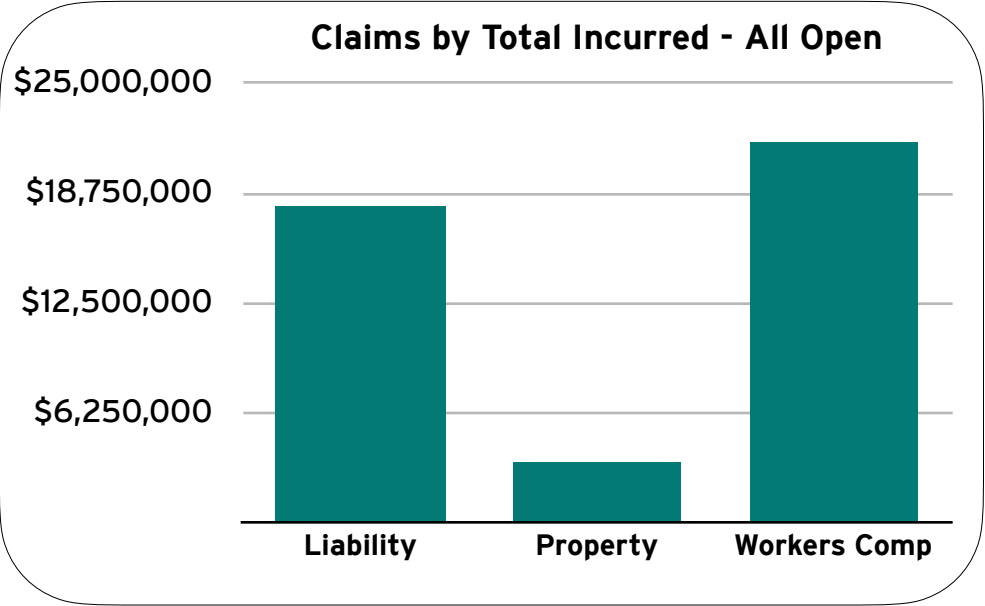
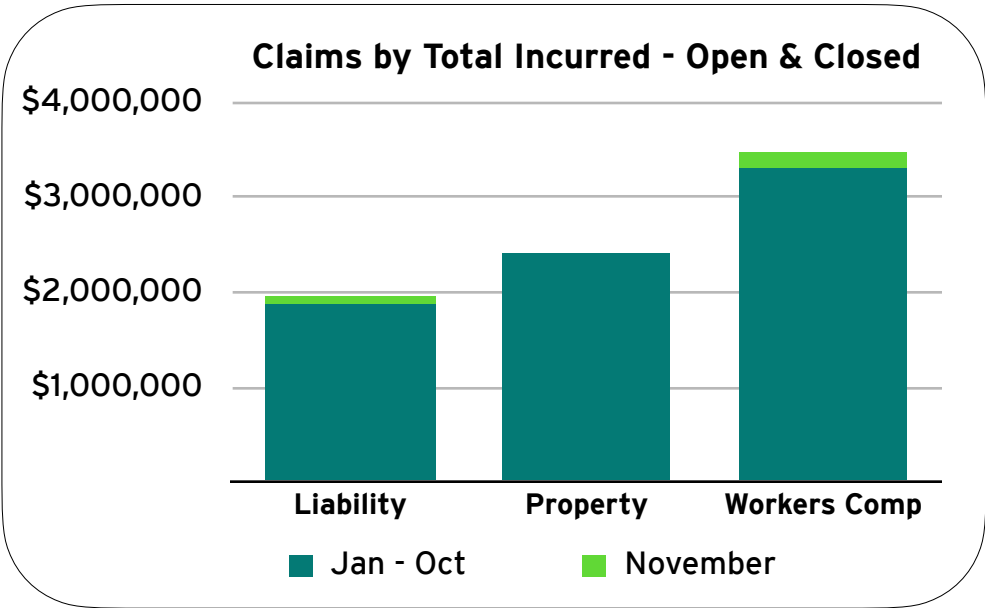
### Market Penetration of Special Service Districts


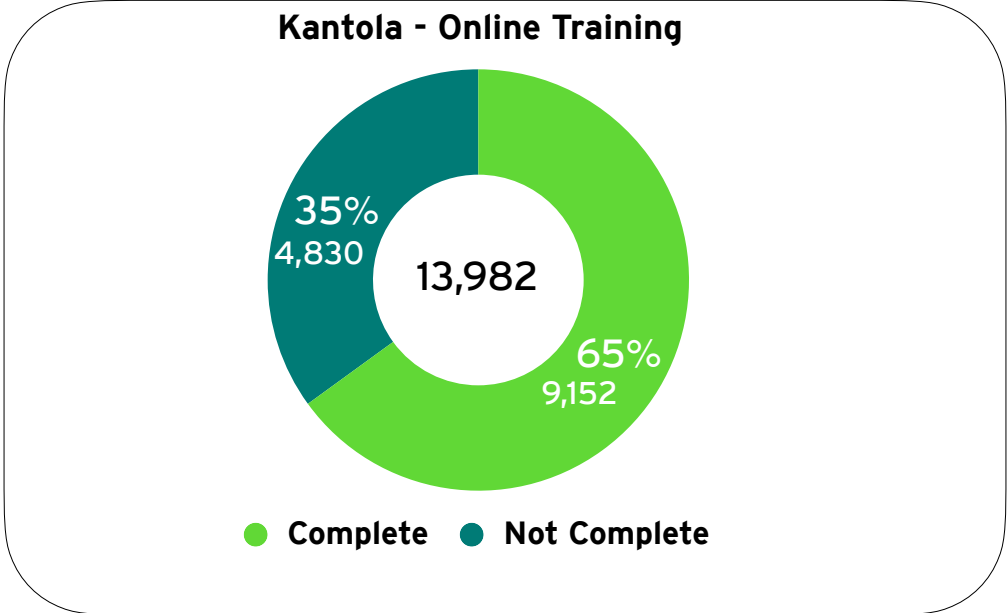




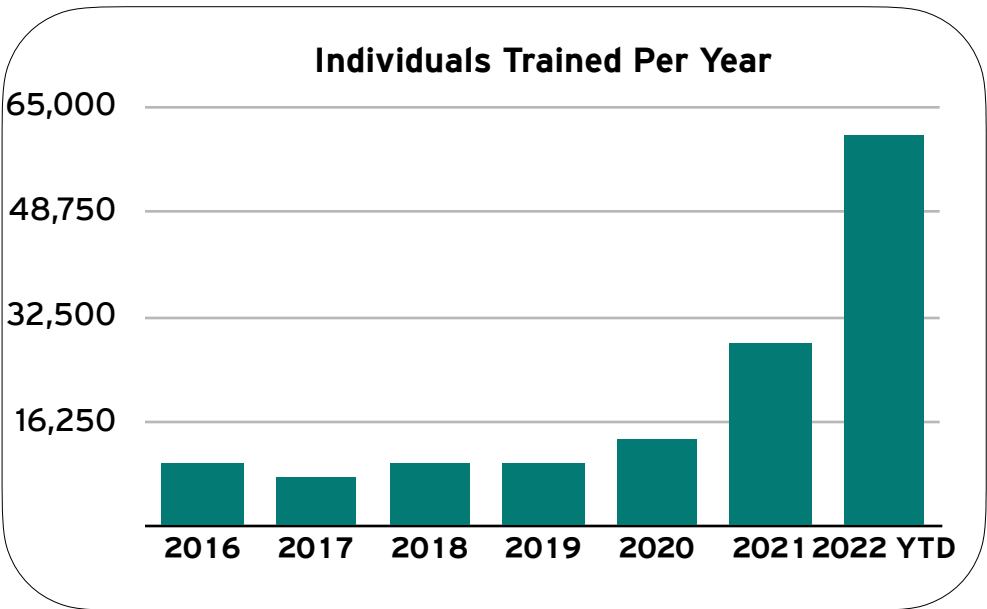
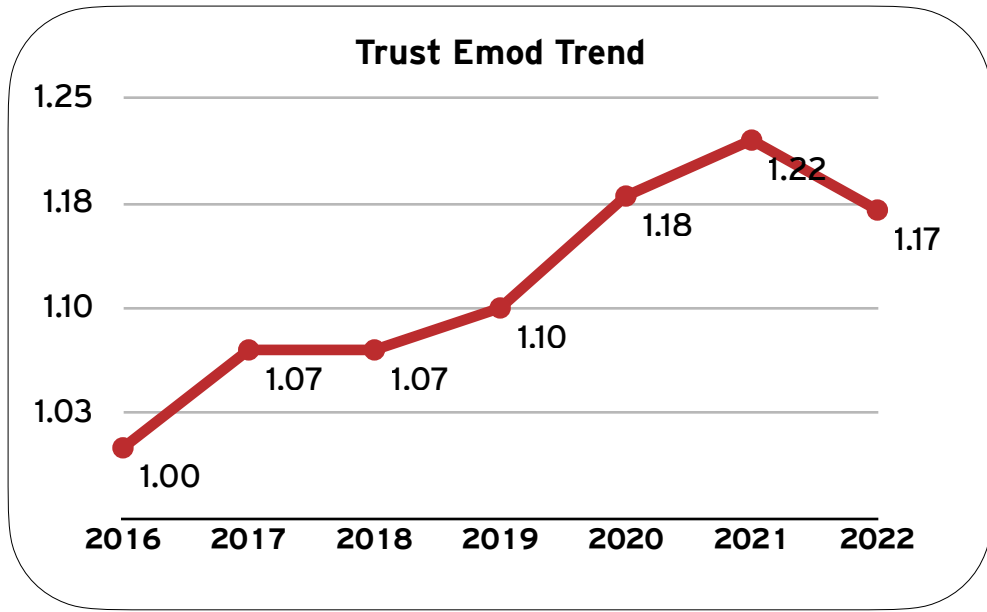












# Performance Overview Default

Workers Compensation

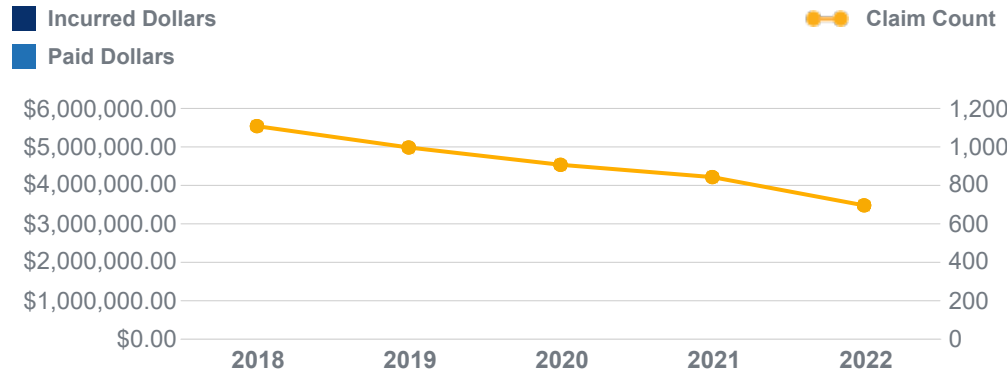
Date Selection: Latest 5 Policy Years  
 Valued as of: 11/2022



UTAH LOCAL GOVERNMENTS TRUST

UTAH LOCAL GOVERNMENTS TRUST

## Loss Summary (Latest 5 Policy Years)



Policy Year	Claim Count	Incurred Dollars	Paid Dollars
2018	1,108	\$4,933,132.00	\$4,784,135.76
2019	997	\$4,459,323.00	\$4,302,482.89
2020	907	\$4,375,189.00	\$4,141,663.12
2021	843	\$5,082,356.00	\$4,477,425.69
2022	696	\$3,215,070.00	\$1,756,458.19

## Open Claims Summary (All Years)

**329 Open Claims**

Incurred Dollars \$22,330,010.00  
 Paid Dollars \$14,874,550.99  
 Outstanding Dollars \$7,455,459.01

- 192 claims classified as Indemnity Only (CB)
- 121 claims where incurred dollars are greater than or equal to \$25,000
- 183 claims open 90 days or longer
- 14 claims where employee is currently out of work
- 34 claims where employee is on modified duty
- 29 claims with legal activity

# Performance Overview Default

Workers Compensation

Date Selection Latest 5 Policy Years Valued as of 11/2022



UTAH LOCAL GOVERNMENTS TRUST

UTAH LOCAL GOVERNMENTS TRUST

## Most Expensive Open Claims (All Years)

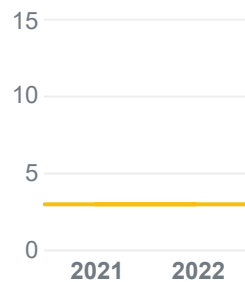
Claimant/Driver	Claim Number	Accident Date	Incurred Dollars	Paid Dollars
JENSEN,MICHAEL	A4J7066	04/25/1989	\$1,020,641.00	\$596,557.61
PENOVICH,MICHAEL,J	CAU3007	07/05/2007	\$957,887.00	\$437,633.60
BIRD,TRACY	A4J7016	07/25/1998	\$882,919.00	\$431,854.54
CRUMP,DANNY,R	A4J5660	07/21/2009	\$844,559.00	\$429,848.90
DOMINGO,MANUEL	A9E3676	01/21/2008	\$684,586.00	\$634,526.85
SKINNER,CHARLES,B	A5V0391	11/03/2008	\$640,931.00	\$522,798.25
HAMILTON,CLARENCE	A4J7037	10/01/1999	\$637,532.00	\$520,244.50
SHROPE,LOUIS	EZD4860	02/17/2005	\$633,015.00	\$470,615.76
JOHNSON,KELLY,R	EMM9305	12/30/2010	\$581,505.00	\$520,931.83
OAKS,EDWIN	A4J7033	08/08/1990	\$545,751.00	\$400,423.73

## Claim Reporting Lag (Latest 2 Policy Years)

Average Lag - Accident → Employer

Average Lag - Employer → Travelers

Target (3 days)



Policy Year	Average Lag	Lag Days 0-3		Lag Days 4-7		Lag Days 8-10		Lag Days 11+	
		% to Total Claims	Claim Count	% to Total Claims	Claim Count	% to Total Claims	Claim Count	% to Total Claims	Claim Count
2021	14.08	52%	437	21%	177	5%	46	22%	183
2022	10.25	52%	363	22%	151	6%	40	20%	142

Lag Days measured from Accident Date to Date Reported to Travelers

# Performance Overview Default

Workers Compensation

Date Selection Latest 5 Policy Years Valued as of 11/2022



UTAH LOCAL GOVERNMENTS TRUST

UTAH LOCAL GOVERNMENTS TRUST

## Top Causes (Latest 5 Policy Years)

### Most Common Causes

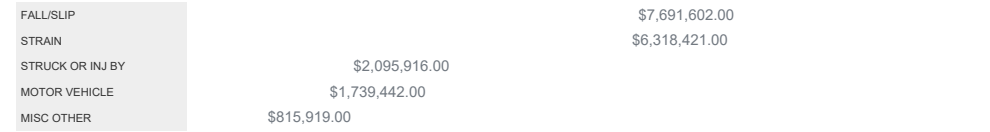
Claim Count



NCCI Cause Group (WC)	Claim Count	% to Total Claims	Incurred Dollars	Average Incurred Dollars	Largest Loss
STRAIN	1,073	24%	\$6,318,421.00	\$5,888.56	\$372,682.00
FALL/SLIP	819	18%	\$7,691,602.00	\$9,391.46	\$242,064.00
STRUCK OR INJ BY	521	11%	\$2,095,916.00	\$4,022.87	\$183,639.00
CUT/PUNCTURE	498	11%	\$647,087.00	\$1,299.37	\$125,562.00
MISC OTHER	394	9%	\$815,919.00	\$2,070.86	\$59,419.00
All Other	1,246	27%	\$4,496,125.00	\$3,608.45	\$296,568.00

### Most Costly Causes

Incurred Dollars



NCCI Cause Group (WC)	Claim Count	Incurred Dollars	% to Total Dollars	Average Incurred Dollars	Largest Loss
FALL/SLIP	819	\$7,691,602.00	35%	\$9,391.46	\$242,064.00
STRAIN	1,073	\$6,318,421.00	29%	\$5,888.56	\$372,682.00
STRUCK OR INJ BY	521	\$2,095,916.00	9%	\$4,022.87	\$183,639.00
MOTOR VEHICLE	189	\$1,739,442.00	8%	\$9,203.40	\$171,911.00
MISC OTHER	394	\$815,919.00	4%	\$2,070.86	\$59,419.00
All Other	1,555	\$3,403,770.00	15%	\$2,188.92	\$296,568.00

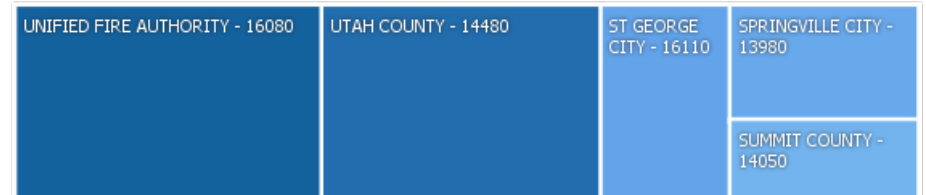
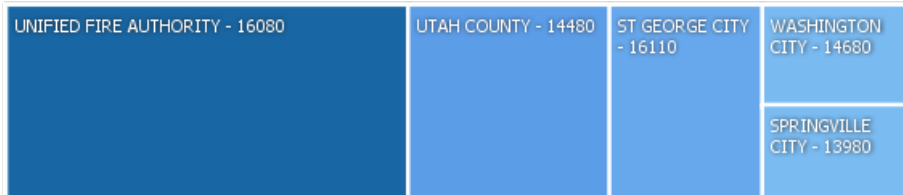
## Organization Analysis (Latest 5 Policy Years)

### Largest Number of Claims by ULGTACCT

ULGTACCT	Claim Count	% to Total Claims	Incurred Dollars	Largest Loss
UNIFIED FIRE AUTHORITY - 16080	689	15%	\$2,217,971.00	\$136,335.00
UTAH COUNTY - 14480	345	8%	\$2,020,206.00	\$152,987.00
ST GEORGE CITY - 16110	262	6%	\$934,470.00	\$85,019.00
WASHINGTON CITY - 14680	130	3%	\$241,700.00	\$51,474.00
SPRINGVILLE CITY - 13980	119	3%	\$808,145.00	\$174,183.00
All Other	3,006	48%	\$15,842,578.00	\$372,682.00

### Highest Claim Costs by ULGTACCT

ULGTACCT	Claim Count	Incurred Dollars	% to Total Dollars	Largest Loss
UNIFIED FIRE AUTHORITY - 16080	689	\$2,217,971.00	10%	\$136,335.00
UTAH COUNTY - 14480	345	\$2,020,206.00	9%	\$152,987.00
ST GEORGE CITY - 16110	262	\$934,470.00	4%	\$85,019.00
SPRINGVILLE CITY - 13980	119	\$808,145.00	4%	\$174,183.00
SUMMIT COUNTY - 14050	74	\$543,305.00	2%	\$168,088.00
All Other	3,062	\$15,540,973.00	70%	\$372,682.00



# Performance Overview Default

Workers Compensation

Date Selection

Valued as of

Latest 5 Policy Years

11/2022



UTAH LOCAL GOVERNMENTS TRUST

UTAH LOCAL GOVERNMENTS TRUST

## Factors Influencing Claim Costs (Latest 5 Policy Years)

Note: Indemnity (CB) claims only

	2018	2019	2020	2021	2022
Claim Count	276	257	243	260	195
Claims with Legal Activity	10%	7%	6%	3%	5%
Claims Reported within 3 Days	48%	49%	47%	51%	56%
Average Length of Employment (Years)	9	8	8	8	7
Average Age	46	42	42	43	42
Average Claim Duration (days)	334	279	263	218	90
Average Out of Work Days	31	35	28	22	21
Average Modified Duty Days	63	58	68	61	26

# Performance Overview Default

Automobile

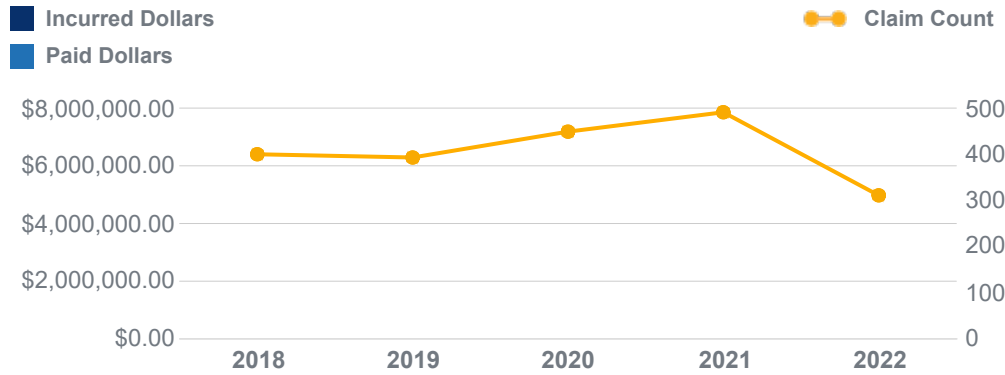
Date Selection Latest 5 Policy Years  
 Valued as of 11/2022



UTAH LOCAL GOVERNMENTS TRUST

UTAH LOCAL GOVERNMENTS TRUST

## Loss Summary (Latest 5 Policy Years)



Policy Year	Claim Count	Incurred Dollars	Paid Dollars
2018	400	\$7,799,966.00	\$7,799,974.28
2019	393	\$1,882,457.00	\$1,800,684.77
2020	449	\$1,919,561.00	\$1,602,522.30
2021	491	\$3,984,781.00	\$2,996,688.06
2022	311	\$1,124,734.00	\$877,101.28

## Open Claims Summary (All Years)

**98 Open Claims**

Incurred Dollars	\$3,196,636.00
Paid Dollars	\$1,532,501.18
Outstanding Dollars	\$1,664,134.82

- 22 claims where incurred dollars are greater than or equal to \$25,000
- 60 claims open 90 days or longer
- 26 claims with legal activity

# Performance Overview Default

Automobile

Date Selection  
Latest 5 Policy Years

Valued as of  
11/2022



UTAH LOCAL GOVERNMENTS TRUST

UTAH LOCAL GOVERNMENTS TRUST

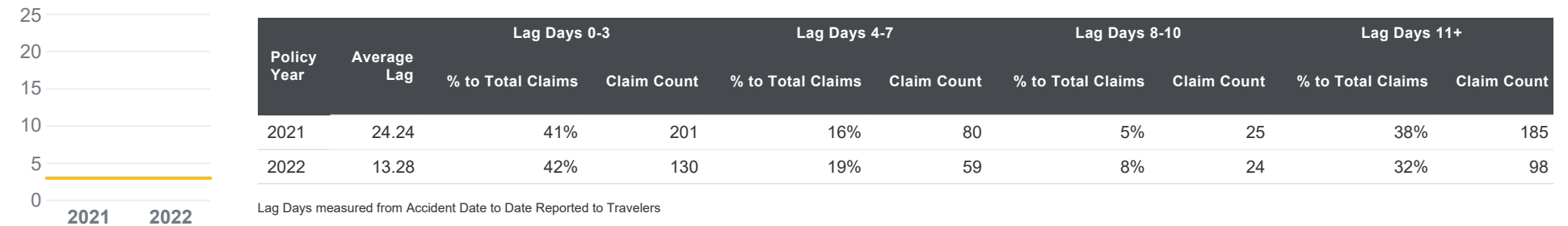
## Most Expensive Open Claims (All Years)

Claimant/Driver	Claim Number	Accident Date	Incurred Dollars	Paid Dollars
Facer, Christian	FTG7121	10/16/2021	\$1,133,000.00	\$1,041,129.50
GREENWOOD, TREVON	FRW9216	10/12/2021	\$451,500.00	\$5,000.00
ALLRED, KIM	FMW5358	02/25/2020	\$299,146.00	\$16,019.04
COCHRANE, JACK	FTG2234	12/03/2021	\$92,329.00	\$2,671.86
HANSEN, BRADLEY	FRW1345	06/07/2021	\$78,134.00	\$2,133.92
THURSTON, DALLAS	FTG3895	01/06/2022	\$77,293.00	\$5,215.17
HUFFAKER (parked), KELLY	A2H1771	05/12/2022	\$61,188.00	\$61,187.52
EDWARDS, AMANDA	FRW7550	09/09/2021	\$59,501.00	\$4,242.18
Johnson, Janice	FLU1689	08/30/2019	\$56,889.00	\$13,317.71
MOYER, SHAYLA	FKF8553	09/04/2019	\$56,501.00	\$18,306.02

## Claim Reporting Lag (Latest 2 Policy Years)

**Average Lag - Accident → Travelers**

Target (3 days)



# Performance Overview Default

Automobile

Date Selection Latest 5 Policy Years Valued as of 11/2022

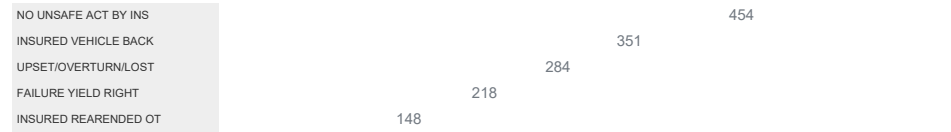


UTAH LOCAL GOVERNMENTS TRUST

UTAH LOCAL GOVERNMENTS TRUST

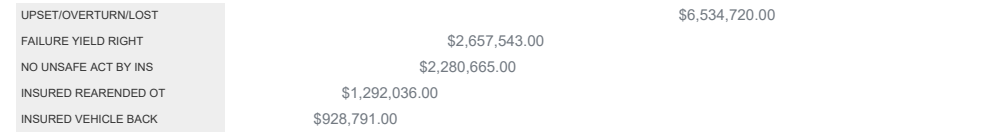
## Top Causes (Latest 5 Policy Years)

### Most Common Causes



Cause	Claim Count	% to Total Claims	Incurred Dollars	Average Incurred Dollars	Largest Loss
NO UNSAFE ACT BY INSURED - 15	454	22%	\$2,280,665.00	\$5,023.49	\$1,133,000.00
INSURED VEHICLE BACKED INTO OV - C6	351	17%	\$928,791.00	\$2,646.13	\$73,814.00
UPSET/OVERTURN/LOST CONTROL - C8	284	14%	\$6,534,720.00	\$23,009.58	\$4,920,855.00
FAILURE YIELD RIGHT OF WAY - C1	218	11%	\$2,657,543.00	\$12,190.56	\$451,500.00
INSURED REARENDED OTHER VEHICLE - C2	148	7%	\$1,292,036.00	\$8,729.97	\$119,675.00
All Other	589	29%	\$3,017,744.00	\$5,123.50	\$793,032.00

### Most Costly Causes



Cause	Claim Count	Incurred Dollars	% to Total Dollars	Average Incurred Dollars	Largest Loss
UPSET/OVERTURN/LOST CONTROL - C8	284	\$6,534,720.00	39%	\$23,009.58	\$4,920,855.00
FAILURE YIELD RIGHT OF WAY - C1	218	\$2,657,543.00	16%	\$12,190.56	\$451,500.00
NO UNSAFE ACT BY INSURED - 15	454	\$2,280,665.00	14%	\$5,023.49	\$1,133,000.00
INSURED REARENDED OTHER VEHICLE - C2	148	\$1,292,036.00	8%	\$8,729.97	\$119,675.00
INSURED VEHICLE BACKED INTO OV - C6	351	\$928,791.00	6%	\$2,646.13	\$73,814.00
All Other	589	\$3,017,744.00	18%	\$5,123.50	\$793,032.00


## Organization Analysis (Latest 5 Policy Years)

### Largest Number of Claims by ULGTACCT

ULGTACCT	Claim Count	% to Total Claims	Incurred Dollars	Largest Loss
UTAH COUNTY - 14480	227	11%	\$1,611,717.00	\$793,032.00
WASATCH FRONT WASTE & RECYCLING DIST - 17310	92	5%	\$658,693.00	\$119,675.00
COTTONWOOD HEIGHTS - 16250	84	4%	\$208,835.00	\$12,964.00
LOGAN CITY - 12230	75	4%	\$387,552.00	\$92,303.00
TOOELE COUNTY - 14190	57	3%	\$507,701.00	\$299,146.00
All Other	1,509	74%	\$13,337,001.00	\$4,920,855.00

### Highest Claim Costs by ULGTACCT

ULGTACCT	Claim Count	Incurred Dollars	% to Total Dollars	Largest Loss
PLEASANT GROVE CITY - 13020	39	\$5,017,464.00	30%	\$4,920,855.00
UTAH COUNTY - 14480	227	\$1,611,717.00	10%	\$793,032.00
NORTH SALT LAKE CITY - 12810	19	\$1,176,760.00	7%	\$1,133,000.00
WASATCH FRONT WASTE & RECYCLING DIST - 17310	92	\$658,693.00	4%	\$119,675.00
LEHI CITY - 12180	15	\$610,392.00	4%	\$217,740.00
All Other	1,652	\$7,636,473.00	46%	\$451,500.00





# Performance Overview Default

General Liability

Date Selection  
Latest 5 Policy Years

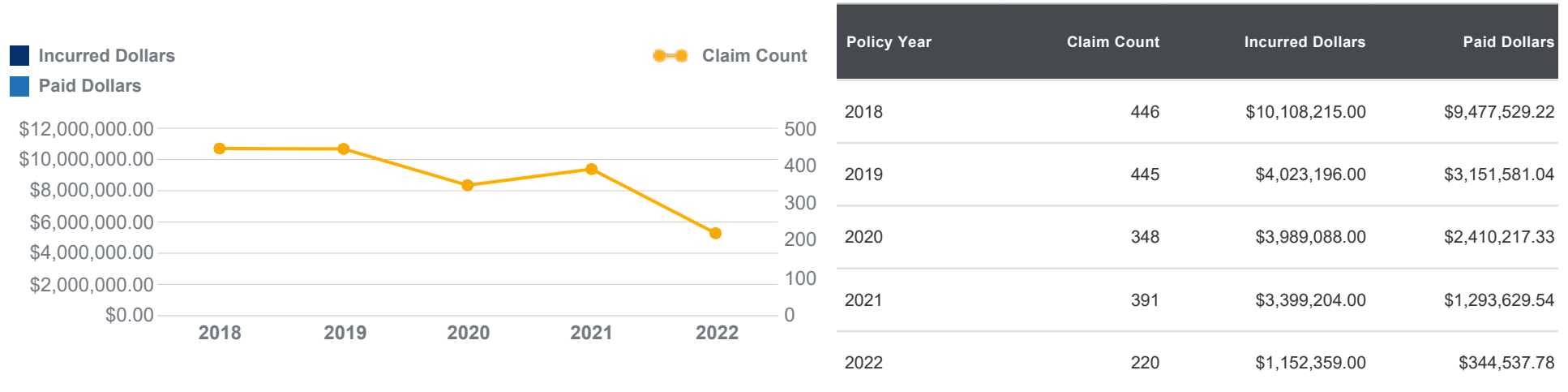
Valued as of  
11/2022



UTAH LOCAL GOVERNMENTS TRUST

UTAH LOCAL GOVERNMENTS TRUST

## Loss Summary (Latest 5 Policy Years)



## Open Claims Summary (All Years)

**207 Open Claims**

Incurred Dollars	\$15,447,716.00
Paid Dollars	\$8,202,290.56
Outstanding Dollars	\$7,245,425.44

- 83 claims where incurred dollars are greater than or equal to \$25,000
- 150 claims open 90 days or longer
- 145 claims with legal activity

# Performance Overview Default

General Liability

Date Selection                      Valued as of  
 Latest 5 Policy Years              11/2022



UTAH LOCAL GOVERNMENTS TRUST

UTAH LOCAL GOVERNMENTS TRUST

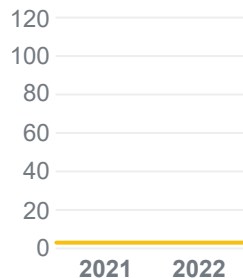
## Most Expensive Open Claims (All Years)

Claimant/Driver	Claim Number	Accident Date	Incurred Dollars	Paid Dollars
JAMES,ZANE	FKP2777	05/29/2018	\$4,433,000.00	\$4,293,696.80
TRUMAN,CONRAD	FBC2429	07/19/2013	\$1,100,000.00	\$210,909.57
ATKIN,FREDRICK,J	FPA4684	12/27/2019	\$550,002.00	\$533,413.52
BURY,HALEY	FPA8811	08/12/2020	\$541,162.00	\$134,892.41
JAMES,AARON	FQL8500	08/02/2020	\$512,000.00	\$151,177.72
SPENCER,JOSEPH	FQL7780	03/16/2021	\$510,000.00	\$5,138.55
FINLINSON,GEORGE	E5G4808	07/29/2014	\$400,000.00	\$368,724.32
JAMES,AARON	FTG1027	05/29/2018	\$350,000.00	\$193,594.66
MURRAY,TODD	ESP8789	04/01/2007	\$350,000.00	\$316,149.51
CASTER,CHARLES,D	A2H9373	09/22/2021	\$348,400.00	\$0.00

## Claim Reporting Lag (Latest 2 Policy Years)

**Average Lag - Accident →Travelers**

Target (3 days)



Policy Year	Average Lag	Lag Days 0-3		Lag Days 4-7		Lag Days 8-10		Lag Days 11+	
		% to Total Claims	Claim Count	% to Total Claims	Claim Count	% to Total Claims	Claim Count	% to Total Claims	Claim Count
2021	112.70	19%	76	10%	39	7%	27	64%	249
2022	31.07	25%	54	17%	37	6%	14	52%	115

Lag Days measured from Accident Date to Date Reported to Travelers

# Performance Overview Default

General Liability

Date Selection Latest 5 Policy Years Valued as of 11/2022

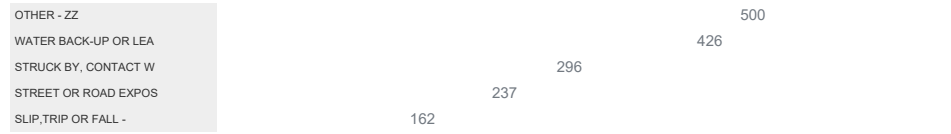


UTAH LOCAL GOVERNMENTS TRUST

UTAH LOCAL GOVERNMENTS TRUST


## Top Causes (Latest 5 Policy Years)

### Most Common Causes



Cause	Claim Count	% to Total Claims	Incurred Dollars	Average Incurred Dollars	Largest Loss
OTHER - ZZ	500	27%	\$11,209,676.00	\$22,419.35	\$4,433,000.00
WATER BACK-UP OR LEAKING - TE	426	23%	\$4,059,036.00	\$9,528.25	\$293,368.00
STRUCK BY, CONTACT WITH OR CAUGHT IN - U9	296	16%	\$1,524,574.00	\$5,150.59	\$510,000.00
STREET OR ROAD EXPOSURE - U8	237	13%	\$1,429,841.00	\$6,033.08	\$541,162.00
SLIP, TRIP OR FALL - U6	162	9%	\$1,555,509.00	\$9,601.91	\$465,501.00
All Other	229	12%	\$2,893,426.00	\$12,635.05	\$512,000.00

### Most Costly Causes



Cause	Claim Count	Incurred Dollars	% to Total Dollars	Average Incurred Dollars	Largest Loss
OTHER - ZZ	500	\$11,209,676.00	49%	\$22,419.35	\$4,433,000.00
WATER BACK-UP OR LEAKING - TE	426	\$4,059,036.00	18%	\$9,528.25	\$293,368.00
SLIP, TRIP OR FALL - U6	162	\$1,555,509.00	7%	\$9,601.91	\$465,501.00
STRUCK BY, CONTACT WITH OR CAUGHT IN - U9	296	\$1,524,574.00	7%	\$5,150.59	\$510,000.00
STREET OR ROAD EXPOSURE - U8	237	\$1,429,841.00	6%	\$6,033.08	\$541,162.00
All Other	229	\$2,893,426.00	13%	\$12,635.05	\$512,000.00


## Organization Analysis (Latest 5 Policy Years)

### Largest Number of Claims by ULGTACCT

ULGTACCT	Claim Count	% to Total Claims	Incurred Dollars	Largest Loss
COVERAGE ONLY - 99996	170	9%	\$92,973.00	\$4,563.00
WASHINGTON CITY - 14680	66	4%	\$251,367.00	\$73,689.00
SPRINGVILLE CITY - 13980	64	3%	\$539,341.00	\$157,564.00
COTTONWOOD HEIGHTS - 16250	54	3%	\$5,912,485.00	\$4,433,000.00
PLEASANT GROVE CITY - 13020	48	3%	\$54,385.00	\$22,918.00
All Other	1,448	78%	\$15,821,511.00	\$550,002.00

### Highest Claim Costs by ULGTACCT

ULGTACCT	Claim Count	Incurred Dollars	% to Total Dollars	Largest Loss
COTTONWOOD HEIGHTS - 16250	54	\$5,912,485.00	26%	\$4,433,000.00
UTAH COUNTY - 14480	46	\$1,391,864.00	6%	\$510,000.00
CACHE COUNTY - 15320	26	\$786,040.00	3%	\$541,162.00
VINEYARD TOWN - 14600	10	\$659,473.00	3%	\$465,501.00
SOUTH OGDEN CITY - 16140	21	\$650,502.00	3%	\$550,002.00
All Other	1,693	\$13,271,698.00	59%	\$348,400.00



# Performance Overview Default

## Performance Overview

Date Selection Latest 5 Policy Years Valued as of 11/2022



UTAH LOCAL GOVERNMENTS TRUST

UTAH LOCAL GOVERNMENTS TRUST

### Parameters

Alias UTAHLGOV User Name STAGG,MIKE Run Date 12/09/2022 Schedule Indicator No

### Filters

Field	Operator	Values
Policy Year	Greater Than or Equal To	2018
Carrier	Equal To	

### Report Specific Criteria

Capping: No capping applied

#### Workers Compensation

##### Loss Summary

- Exclude Incomplete Year: Not Selected

##### Open Claims Summary

- Incurred Dollars greater than or equal to \$25,000
- Claims open 90 days or longer

##### Most Expensive Open Claims

- Claimant/Driver: Show

##### Claim Reporting Lag

- Reporting Lag Target: 3 Days

##### Top Causes

- Show: NCCI Cause Group (WC)

##### Organization Analysis

- Organization Level: ULGTACCT

##### Factors Influencing Claim Costs

- Exclude Incomplete Year: Not Selected

#### Automobile

##### Loss Summary

- Exclude Incomplete Year: Not Selected

##### Open Claims Summary

- Incurred Dollars greater than or equal to \$25,000
- Claims open 90 days or longer

##### Most Expensive Open Claims

- Claimant/Driver: Show

##### Claim Reporting Lag

- Reporting Lag Target: 3 Days

##### Top Causes

##### Organization Analysis

- Organization Level: ULGTACCT

#### General Liability

##### Loss Summary

- Exclude Incomplete Year: Not Selected

##### Open Claims Summary

- Incurred Dollars greater than or equal to \$25,000
- Claims open 90 days or longer

##### Most Expensive Open Claims

- Claimant/Driver: Show

##### Claim Reporting Lag

- Reporting Lag Target: 3 Days

##### Top Causes

##### Organization Analysis

- Organization Level: ULGTACCT

Note: Self-Administration Occurrences are not included in this report.

Executive Savings Summary

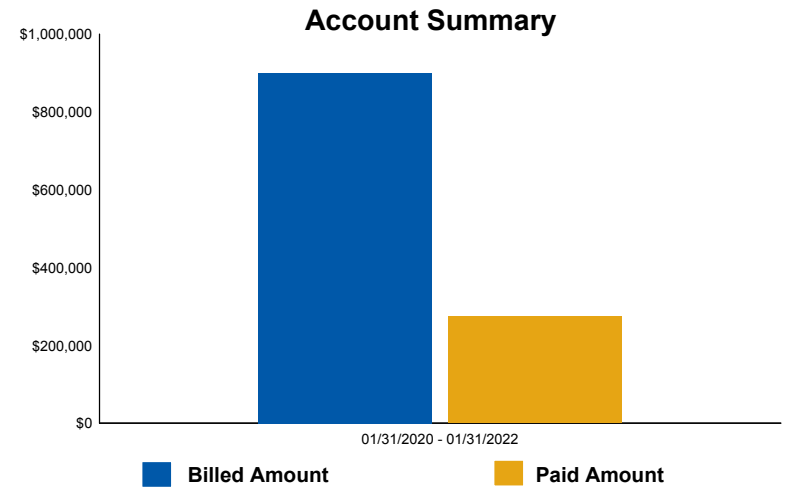


Date Range: 1/31/2020 to 1/31/2022

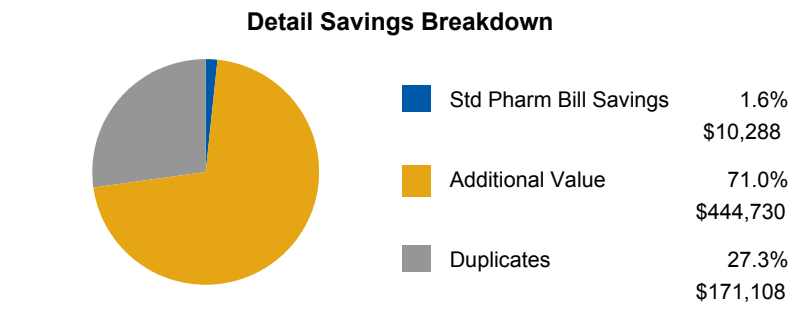
Data Source: All Field Office(s): ALL Account ID(s): 7440B9128

State of Jurisdiction: ALL Group By: No Grouping Selected Date Field: Date Submitted

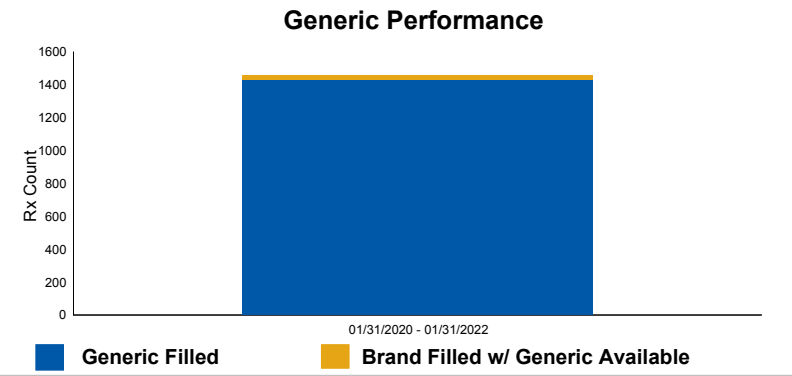
<b>Transaction Summary</b>	01/31/2020 - 01/31/2022	Total
Billed Amount	\$899,916	\$899,916
Paid Amount	\$273,790	\$273,790
Savings	\$626,126	\$626,126
Percentage Savings	69.6%	69.6%
Script Count (excl. Duplicates)	2,792	2,792
Duplicate Script Count	223	223
<u>Network Penetration</u>		
Network Penetration - Scripts	72.4%	72.4%
Network Penetration - Spend	90.0%	90.0%



<b>Detail Savings</b>	01/31/2020 - 01/31/2022	Total
<u>Detail: Std Pharmacy Bill Savings</u>		
Fee Schedule	\$7,362	\$7,362
Usual & Customary	\$2,926	\$2,926
<u>Detail: Additional Value</u>		
Network	\$304,306	\$304,306
Unrelated	\$140,424	\$140,424
<u>Detail: Additional Savings</u>		
Duplicates	\$171,108	\$171,108
<b>TOTAL SAVINGS:</b>	<b>\$626,126</b>	<b>\$626,126</b>



<b>POS Generic Performance</b>	01/31/2020 - 01/31/2022	Total
1. Total Rx's Filled	1,584	1,584
2. Generic Scripts Available	1,457	1,457
3. Generic Filled	1,431	1,431
4. Requested Brand	26	26
5. Generic Fill Rate (3+1)	90.3%	90.3%
6. Generic Efficiency Rate (3+2)	98.2%	98.2%



Report Parameters/Header:

- Date Submitted: Date the transaction was adjudicated
- Date Filled: Date the medication was filled
- Report data is from all sources that process pharmacy transactions. Contains paid and rejected transactions.

Summary:

- Billed amount is the charge invoiced by the pharmacy
- Paid amount is the portion of the invoiced amount legally owed and paid to the pharmacy
- Savings is the difference between what was invoiced and what was legally owed and paid
- Percent savings is the Savings divided by the Billed Amount
- Script count is the total number of prescriptions during the selected time period (excludes duplicates)
- Duplicate script count is the number of prescriptions submitted more than once

Network Penetration – the total prescription dollars that were processed and paid at the point of sale.

Detail: Savings

- Detail: Standard Pharmacy Bill Savings
  - o Fee Schedule savings associated with the application of basic technology software. Invoiced charges are reduced as necessary to conform to the individual state schedules on compensable claims.
  - o Usual & Customary savings associated with the application of basic technology software. Invoiced charges are reduced as necessary to conform to the established usual & customary charges on compensable claims.
- Detail: Additional Value
  - o Network – savings associated with the application of contracted Preferred Pharmacy Network discounts for transactions processed and paid at point of sale. Includes the discount received on electronic processed out of network bills.
  - o Unrelated – Non duplicate DUR reject savings and other negotiated reductions.
- Detail: Additional Savings
  - o Duplicates – savings resulting from detecting duplicate charges submitted on the same claim.

POS Generic Performance

1. Total Rxs Filled - the total number of point of sale prescriptions during the selected time period.
2. Total Scripts Available Generically - the number of scripts that have a generic substitution
3. Generic Filled - the total number of prescriptions filled as generic medications during the service date ranges
4. Doctor/Patient Requested Brand – the number of scripts that the Doctor or the Patient required the use of a brand medication
5. Generic Fill Rate - the “Generic Filled” divided by the “Total Rxs Filled”. [3 ÷ 1]
6. Generic Efficiency Rate - the “Generic Filled” prescriptions divided by the “Generic Prescriptions Available” [3 ÷ 2]

*A customer charge is applied to the claim file when Travelers Pharmacy Bill Management process*

- *applies the Preferred Provider Network discounts to pharmacy bills*
- *repricing the bill in accordance with the applicable state regulations*

# Medical Bill Management Executive Summary

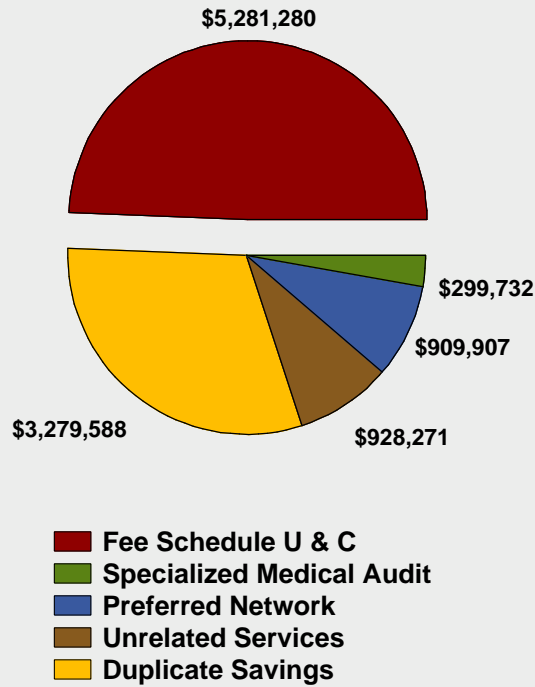
## UTAH LOCAL GOVERNMENT TRUST

	Service Period 1: 2018 Thru 10/31/2022	Service Period 2: 2019 Thru 10/31/2022	Service Period 3: 2020 Thru 10/31/2022	Service Period 4: 2021 Thru 10/31/2022
<b>Summary: Medical Bill Management</b>				
Billed Amount	\$6,056,350	\$5,311,631	\$5,836,330	\$4,723,325
Paid Amount	\$3,153,167	\$2,743,964	\$2,899,092	\$2,432,635
Gross Savings	\$2,903,183	\$2,567,667	\$2,937,238	\$2,290,690
Cost Containment Charges	\$132,846	\$106,335	\$134,565	\$102,803
CC Charge % of Gross Savings	5%	4%	5%	4%
Net Savings	\$2,770,337	\$2,461,333	\$2,802,672	\$2,187,887
<b>Bill Count (excluding duplicates)</b>				
Bill Count (excluding duplicates)	5,676	4,830	4,612	3,648
Duplicate Bill Count	306	221	265	188
<b>Network Penetration</b>				
Network Penetration	94%	92%	90%	95%
<b>Detail: Standard Bill Repricing Savings</b>				
Fee Schedule	\$1,418,763	\$1,236,579	\$1,504,123	\$1,103,453
Usual and Customary	\$10,600	\$2,305	\$3,293	\$2,165
<b>Detail: Value Added Bill Repricing Savings</b>				
SMART Savings	\$104,321	\$63,691	\$63,792	\$67,928
Preferred Network Discount	\$229,642	\$175,732	\$281,938	\$222,595
<b>Detail: Savings Without a Charge</b>				
Duplicate Charges	\$949,032	\$703,445	\$967,481	\$659,631
Unrelated Charges	\$190,827	\$385,916	\$116,610	\$234,918
<b>Total Gross Savings</b>				
Total Gross Savings	\$2,903,183	\$2,567,667	\$2,937,238	\$2,290,690
<b>Net Payout Per Dollar Billed</b>				
Billed Amount	1.00	1.00	1.00	1.00
Paid Amount	.52	.52	.50	.52
Gross Savings	.48	.48	.50	.48
Cost Containment Charges	.02	.02	.02	.02
Net Savings	.46	.46	.48	.46
Paid by Policyholder	.54	.54	.52	.54

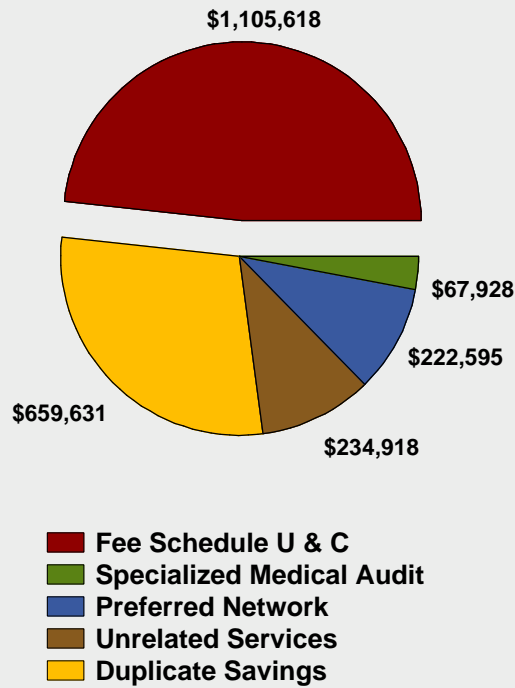
# Medical Bill Management Savings by Category

## UTAH LOCAL GOVERNMENT TRUST

### All Years



### Current Period



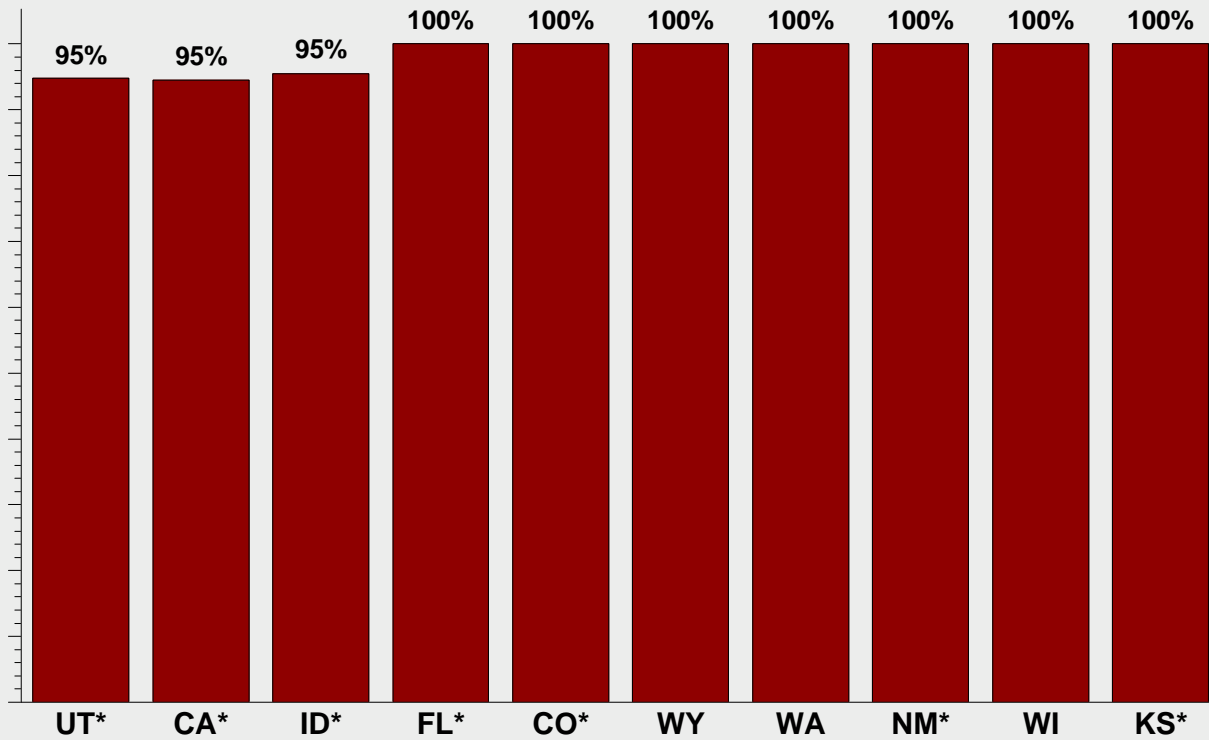
	All Years	Current Year
Billed Amount	\$21,927,636	\$4,723,325
Bill Count	18,766	3,648
Duplicate Bill Count	980	188



# Medical Bill Management Network Penetration and Savings

## UTAH LOCAL GOVERNMENT TRUST

### Current Period Network Penetration by Total Medical Paid Per Procedure State



\* Indicates states where employers have provider preference

### Current Period Medical Bills, Dollars and Penetration by Procedure State

Rank	State	Bill Count	Medical Invoice	Medical Paid	Gross Savings	Savings Percent	Client Penetration	Travelers Penetration
1	UT*	3,591	\$4,637,287	\$2,400,349	\$2,236,938	48%	95%	91%
2	CA*	18	\$50,672	\$11,348	\$39,325	78%	95%	91%
3	ID*	12	\$13,831	\$10,522	\$3,309	24%	95%	92%
4	FL*	1	\$6,386	\$3,640	\$2,746	43%	100%	88%
5	CO*	11	\$6,978	\$3,504	\$3,474	50%	100%	93%
6	WY	2	\$2,992	\$1,778	\$1,215	41%	100%	41%
7	WA	2	\$603	\$603	\$0	0%	100%	49%
8	NM*	2	\$1,374	\$466	\$908	66%	100%	89%
9	WI	2	\$535	\$176	\$359	67%	100%	91%
10	KS*	4	\$1,874	\$129	\$1,745	93%	100%	92%

**1 - Liability**  
**BUDGET 2023**

	<u>Per Financials</u> <u>YTD 08/31/22</u>	<u>\$ Projected</u>	<u>PRELIMINARY</u> <u>BUDGET 2023</u>
Liability Premium	7,912,847	12,061,969	
Reverse endorsements		-	
Reverse new business included in earned premiums		23,165	
Total Net of New Business		12,085,134	
Liability Endorsements	-	-	
Projected liability endorsements equal current liability endorsements			
Liability Premium			11,952,793 1.1
Projected Liab Net New Business Earned Premium	(15,443)	(23,165)	
Budget Projected Liability Net New Business - See support document			18,945 1.1
<b>Total With Net of New Business</b>	7,897,404	12,061,969	

Projected / Budgeted				
Line	2022 Premium With New Business	Overall Projected % Change	2023 Estimated Premium	2023 Premium Change
Liability	12,061,969	-1%	11,952,793	-109,176
WC	8,791,082	0%	8,797,095	6,013
Property	7,455,446	-2%	7,274,005	-181,441
Auto PD	3,346,956	-1%	3,318,698	-28,258
Vision	116,441	0.00%	116,441	0
Accidental Dental	6,114	0.00%	6,114	0
	<b>31,778,008</b>	<b>-1%</b>	<b>31,465,146</b>	<b>-312,862</b>

2023 Proposed Earned Premium - Net Business Growth Budgeted					
Line	New Business Objective Premium	New Business Objective %	Estimated Lost Business	Net Gain Earned Premium	Net Gain %
Liability	63,350	0.53%	44,405	<b>18,945</b>	0.16%
WC	160,500	1.83%	50,000	110,500	1.26%
Property	120,825	1.62%	40,728	80,097	1.07%
Auto PD	13,725	0.41%	11,176	2,549	0.08%
	<b>358,400</b>	<b>1.13%</b>	<b>146,309</b>	<b>212,091</b>	<b>0.67%</b>

Property & Auto PD Combined

<b>82,646</b>	<b>0.77%</b>
---------------	--------------

NOTES	
<b>Liability</b>	We anticipate 3% organic growth in exposures. We will increase premium 0%.
<b>WC</b>	We anticipate 3% organic growth in payroll. We will have 0% increase in rate, NCCI class codes down 5%
<b>Property</b>	We anticipate 3% organic growth in TIV. We will increase property rates 0%, including increased cost of cyber coverage.
<b>Auto</b>	We anticipate 3% organic growth in exposure, 0% increase.
<b>Vision</b>	Numbers from AllAccountsAllLinesAllPremiums report from myTRUST generated on 08/25/2022. No rate change - Flat.
<b>Accidental Dental</b>	Numbers from AllAccountsAllLinesAllPremiums report from myTRUST generated on 08/25/2022. No rate change - Flat.

**2 - Workers Compensation**  
**BUDGET 2023**

	<b>Per Financials</b>		<b>PRELIMINARY</b>
	<b><u>YTD 08/31/22</u></b>	<b><u>\$ Projected</u></b>	<b><u>BUDGET 2023</u></b>
Workers Compensation Premium	6,084,086	8,791,082	
Reverse new business included in earned premiums		(38,940)	
Total Net of New Business		<b>8,752,142</b>	
Projected W/C Net New Business Earned Premium	25,960	38,940	<b>8,797,095 1.1</b>
Budget Projected W/C Net New Business - See support document			<b>110,500 1.1</b>
<b>Total With Net of New Business</b>	<b>6,110,046</b>	<b>8,791,082</b>	<b>8,907,595</b>

Projected / Budgeted				
Line	2022 Premium With New Business	Overall Projected % Change	2023 Estimated Premium	2023 Premium Change
Liability	12,061,969	-1%	11,952,793	-109,176
WC	8,791,082	0%	8,797,095	6,013
Property	7,455,446	-2%	7,274,005	-181,441
Auto PD	3,346,956	-1%	3,318,698	-28,258
Vision	116,441	0.00%	116,441	0
Accidental Dental	6,114	0.00%	6,114	0
	<b>31,778,008</b>	<b>-1%</b>	<b>31,465,146</b>	<b>-312,862</b>

2023 Proposed Earned Premium - Net Business Growth Budgeted					
Line	New Business Objective Premium	New Business Objective %	Estimated Lost Business	Net Gain Earned Premium	Net Gain %
Liability	63,350	0.53%	44,405	18,945	0.16%
WC	160,500	1.83%	50,000	<b>110,500</b>	1.26%
Property	120,825	1.62%	40,728	80,097	1.07%
Auto PD	13,725	0.41%	11,176	2,549	0.08%
	<b>358,400</b>	<b>1.13%</b>	<b>146,309</b>	<b>212,091</b>	<b>0.67%</b>

Property & Auto PD Combined

<b>82,646</b>	<b>0.77%</b>
---------------	--------------

NOTES	
<b>Liability</b>	We anticipate 3% organic growth in exposures. We will increase premium 0%.
<b>WC</b>	We anticipate 3% organic growth in payroll. We will have 0% increase in rate, NCCI class codes down 5%
<b>Property</b>	We anticipate 3% organic growth in TIV. We will increase property rates 0%, including increased cost of cyber coverage.
<b>Auto</b>	We anticipate 3% organic growth in exposure, 0% increase.
<b>Vision</b>	Numbers from AllAccountsAllLinesAllPremiums report from myTRUST generated on 08/25/2022. No rate change - Flat.
<b>Accidental Dental</b>	Numbers from AllAccountsAllLinesAllPremiums report from myTRUST generated on 08/25/2022. No rate change - Flat.

**3 - Vision**  
**BUDGET 2023**

	Per Financials YTD 08/31/22	\$ Projected	PRELIMINARY BUDGET 2023
Vision Premium	77,651		
Total Projected - See support document		116,441	
<b>Budget Projected Vision - See support document</b>			<b>116,441 3.1</b>

Projected / Budgeted				
Line	2022 Premium With New Business	Overall Projected % Change	2023 Estimated Premium	2023 Premium Change
Liability	12,061,969	-1%	11,952,793	-109,176
WC	8,791,082	0%	8,797,095	6,013
Property	7,455,446	-2%	7,274,005	-181,441
Auto PD	3,346,956	-1%	3,318,698	-28,258
Vision	116,441	0.00%	116,441	0
Accidental Dental	6,114	0.00%	6,114	0
	<b>31,778,008</b>	<b>-1%</b>	<b>31,465,146</b>	<b>-312,862</b>

2023 Proposed Earned Premium - Net Business Growth Budgeted					
Line	New Business Objective Premium	New Business Objective %	Estimated Lost Business	Net Gain Earned Premium	Net Gain %
Liability	63,350	0.53%	44,405	18,945	0.16%
WC	160,500	1.83%	50,000	110,500	1.26%
Property	120,825	1.62%	40,728	80,097	1.07%
Auto PD	13,725	0.41%	11,176	2,549	0.08%
	<b>358,400</b>	<b>1.13%</b>	<b>146,309</b>	<b>212,091</b>	<b>0.67%</b>

Property & Auto PD Combined

<b>82,646</b>	<b>0.77%</b>
---------------	--------------

NOTES	
<b>Liability</b>	We anticipate 3% organic growth in exposures. We will increase premium 0%.
<b>WC</b>	We anticipate 3% organic growth in payroll. We will have 0% increase in rate, NCCI class codes down 5%
<b>Property</b>	We anticipate 3% organic growth in TIV. We will increase property rates 0%, including increased cost of cyber coverage.
<b>Auto</b>	We anticipate 3% organic growth in exposure, 0% increase.
<b>Vision</b>	Numbers from AllAccountsAllLinesAllPremiums report from myTRUST generated on 08/25/2022. No rate change - Flat.
<b>Accidental Dental</b>	Numbers from AllAccountsAllLinesAllPremiums report from myTRUST generated on 08/25/2022. No rate change - Flat.

**4 - Accidental Dental**  
**BUDGET 2023**

	Per Financials YTD 08/31/22	\$ Projected	PRELIMINARY BUDGET 2023
Accidental Dental Premium	4,101		
Projected - See support document		6,114	
Budget Projected Accidental Dental - See support document			6,114 4.1



Projected / Budgeted				
Line	2022 Premium With New Business	Overall Projected % Change	2023 Estimated Premium	2023 Premium Change
Liability	12,061,969	-1%	11,952,793	-109,176
WC	8,791,082	0%	8,797,095	6,013
Property	7,455,446	-2%	7,274,005	-181,441
Auto PD	3,346,956	-1%	3,318,698	-28,258
Vision	116,441	0.00%	116,441	0
Accidental Dental	6,114	0.00%	6,114	0
	<b>31,778,008</b>	<b>-1%</b>	<b>31,465,146</b>	<b>-312,862</b>

2023 Proposed Earned Premium - Net Business Growth Budgeted					
Line	New Business Objective Premium	New Business Objective %	Estimated Lost Business	Net Gain Earned Premium	Net Gain %
Liability	63,350	0.53%	44,405	18,945	0.16%
WC	160,500	1.83%	50,000	110,500	1.26%
Property	120,825	1.62%	40,728	80,097	1.07%
Auto PD	13,725	0.41%	11,176	2,549	0.08%
	<b>358,400</b>	<b>1.13%</b>	<b>146,309</b>	<b>212,091</b>	<b>0.67%</b>

Property & Auto PD Combined

<b>82,646</b>	<b>0.77%</b>
---------------	--------------

NOTES	
<b>Liability</b>	We anticipate 3% organic growth in exposures. We will increase premium 0%.
<b>WC</b>	We anticipate 3% organic growth in payroll. We will have 0% increase in rate, NCCI class codes down 5%
<b>Property</b>	We anticipate 3% organic growth in TIV. We will increase property rates 0%, including increased cost of cyber coverage.
<b>Auto</b>	We anticipate 3% organic growth in exposure, 0% increase.
<b>Vision</b>	Numbers from AllAccountsAllLinesAllPremiums report from myTRUST generated on 08/25/2022. No rate change - Flat.
<b>Accidental Dental</b>	Numbers from AllAccountsAllLinesAllPremiums report from myTRUST generated on 08/25/2022. No rate change - Flat.

**5 - Property / Auto**  
**BUDGET 2023**

	<b>Per Financials</b> <b><u>YTD 08/31/22</u></b>	<b><u>\$ Projected</u></b>	<b><u>PRELIMINARY</u></b> <b><u>BUDGET 2023</u></b>
Property / Auto Premium	7,014,119	10,802,402	
Reverse new business included in earned premiums		91,256	
Total Net of New Business		<b>10,893,658</b>	
			<b>10,592,702 5.1</b>
Projected Prop/Auto net new business earned premium	(60,837)	<b>(91,256)</b>	
Budget Projected Prop / Auto net new business - See support document			<b>82,646 5.1</b>
<b>Total With Net of New Business</b>	<b>6,953,281</b>	<b>10,802,402</b>	10,675,348

Projected / Budgeted				
Line	2022 Premium With New Business	Overall Projected % Change	2023 Estimated Premium	2023 Premium Change
Liability	12,061,969	-1%	11,952,793	-109,176
WC	8,791,082	0%	8,797,095	6,013
Property	7,455,446	-2%	7,274,005	-181,441
Auto PD	3,346,956	-1%	3,318,698	-28,258
Vision	116,441	0.00%	116,441	0
Accidental Dental	6,114	0.00%	6,114	0
	<b>31,778,008</b>	<b>-1%</b>	<b>31,465,146</b>	<b>-312,862</b>
	10,802,402	<b>-1.94%</b>	<b>10,592,702</b>	

2023 Proposed Earned Premium - Net Business Growth Budgeted					
Line	New Business Objective Premium	New Business Objective %	Estimated Lost Business	Net Gain Earned Premium	Net Gain %
Liability	63,350	0.53%	44,405	18,945	0.16%
WC	160,500	1.83%	50,000	110,500	1.26%
Property	120,825	1.62%	40,728	<b>80,097</b>	1.07%
Auto PD	13,725	0.41%	11,176	<b>2,549</b>	0.08%
	<b>358,400</b>	<b>3.32%</b>	<b>146,309</b>	<b>212,091</b>	<b>0.67%</b>

Property & Auto PD Combined

**82,646**

**0.77%**

NOTES	
Liability	We anticipate 3% organic growth in exposures. We will increase premium 0%.
WC	We anticipate 3% organic growth in payroll. We will have 0% increase in rate, NCCI class codes down 5%
Property	We anticipate 3% organic growth in TIV. We will increase property rates 0%, including increased cost of cyber coverage.
Auto	We anticipate 3% organic growth in exposure, 0% increase.
Vision	Numbers from AllAccountsAllLinesAllPremiums report from myTRUST generated on 08/25/2022. No rate change - Flat.
Accidental Dental	Numbers from AllAccountsAllLinesAllPremiums report from myTRUST generated on 08/25/2022. No rate change - Flat.

**6 - Reinsurance Liability**  
**BUDGET 2023**

	Per Financials YTD 08/31/22	\$ Projected	PRELIMINARY BUDGET 2023
Current Reinsurance Liability	<b>2,277,094</b>	2,277,094	
Audit premium paid		287,868 *	
Normal reinsurance liability monthly expense: General Liability & Crime		4	
Multiplied by 4 months remaining		1,151,474	
Total			
Monthly Reinsurance Service Fee		9,250	
Multiplied by 4 months remaining		4	
Total		37,000	
Projected current liability reinsurance expense		<b>\$ 3,465,568</b>	
Reinsurance audit accrual		50,000 *	
Total		<b>50,000</b>	
Budgeted			<b>\$ 2,253,961 6.1</b>
Administration Fee			111,000
Total Budgeted			<b>2,364,961</b>
(Includes: 15% increase in rate and 3% increase in exposure)			
Additional reinsurance liability expenses (Audits, etc...)			<b>50,000</b>

**2022 - 2023 Projected Exposure Summary**

**2023 Budgeted Reinsurance Cost**

	2022 - 2023 Projected Exposure Summary				2023 Budgeted Reinsurance Cost				
	2022	2023	% Change*	Δ Change	Current Rate (2022)	Projected Rate Increase	Budgeted Reinsurance Cost	2023 Projected-Mid Year Split	
Workers Compensation (Payroll)	833,618,702	858,627,263	3%	25,008,561	0.1096 Per \$100 of payroll	10%	\$ 1,035,161	776,371	4/23 to 12/31/23
							Current Contract	228,863	1/23 to 3/31/23
								1,005,234	
<b>Liability (Net Operating Expenses) Safety National</b>	2,481,466,127	2,555,910,111	3%	74,443,984	1.1492 Per \$1,000 of NOE	15%	\$ 3,377,769	-	6/23 to 12/31/23
							Current Contract	1,727,211	1/23 to 6/30/23
<b>Liability Great American</b>							** See below	281,750	6/23 to 12/31/23
							Current Contract	245,000	1/23 to 6/30/23
								2,253,961	
Property (TIV) includes APIP Pollution and Cyber	6,298,541,188	6,487,497,424	3%	188,956,236	0.0779 Per \$100 of TIV	10%	\$ 6,133,363	3,066,681	6/23 to 12/31/23
								(337,335)	Commission
Auto Physical Damage (TIV)	651,261,168	670,799,003	3%	19,537,835				2,729,347	Less Commission
							Current Contract	2,417,020	1/23 to 6/30/23
								5,146,367	

Organic Growth	
Workers Compensation	3%
Liability	3%
Property	3%
Auto Physical Damage	3%

	2022 Premium	Other Policies				
**50%	\$132,682	Crime - Effective Date 7/1	50%	\$	199,023	99,512
**50%	\$66,341	Crime - Current Contract				66,341
						165,853
						\$ 5,312,219
						Total
	\$30,337	Trust E&O	10%	\$	34,462	
	\$101,442	Airport Liability-Pass through to Member	15%	\$	116,658.30	
**50%	\$ 245,000	490,000 Liability (Payroll) Great American*	15%	\$	563,500.00	\$ 281,750.00 **

\* % Change incorporates organic growth (listed above) and exposure increases from projected new business.

Revision Date: 9/27/22

\*Rates:  
 0.4910 Per \$1000 of Payroll \$1M xs \$5M layer  
 0.3683 Per \$1000 of Payroll \$1M xs \$6M layer  
 0.2762 Per \$1000 of Payroll \$1M xs \$7M layer  
 0.2072 Per \$1000 of Payroll \$1M xs \$8M layer  
 0.1554 Per \$1000 of Payroll \$1M xs \$9M layer

**7 - Reinsurance Property / Auto**  
**BUDGET 2023**

	<b>Per Financials</b>		<b>PRELIMINARY</b>
	<b>YTD 08/31/22</b>	<b>\$ Projected</b>	<b>BUDGET 2023</b>
Current Reinsurance Property / Auto	<b>3,231,375</b>	3,231,375	
Used normal reinsurance property / auto monthly expense		402,837 *	
Multiplied by 4 months remaining		4	
Total		1,611,347	
Monthly Reinsurance Service Fee		13,250	
Multiplied by 4 months remaining		4	
Total		53,000	
Projected current property / auto reinsurance expense		<b>\$ 4,895,722</b>	
Reinsurance audit accrual		50,000	
<i>Total</i>		<b>50,000</b>	
Projected Property / Auto Reinsurance			
Budgeted			<b>5,312,219</b> <b>7.1</b>
Administration Fee		159,000	
Total Budgeted			<b>5,471,219</b>
(Includes: 10% increase in rate and an increase in exposure base of 3% for property & 3% for Auto)			
Additional reinsurance property / auto expenses (Audits, etc...)			<b>50,000</b>

2021 - 2022 Projected Exposure Summary

2023 Budgeted Reinsurance Cost

	2021 - 2022 Projected Exposure Summary				2023 Budgeted Reinsurance Cost			2022 Projected-Mid Year Split		
	2022	2023	% Change*	Δ Change	Current Rate (2022)	Projected Rate Increase	Budgeted Reinsurance Cost			
Workers Compensation (Payroll)	833,618,702	858,627,263	3%	25,008,561	0.1096	Per \$100 of payroll	10%	\$ 1,035,161	776,371	4/23 to 12/31/23
								Current Contract	228,863	1/23 to 3/31/23
									1,005,234	
Liability (Net Operating Expenses) Safety National	2,481,466,127	2,555,910,111	3%	74,443,984	1.1492	Per \$1,000 of NOE	15%	\$ 3,377,769	-	6/23 to 12/31/23
								Current Contract	1,727,211	1/23 to 6/30/23
Liability Great American								** See below	281,750	
								Current Contract	245,000	1/23 to 6/30/23
									2,253,961	
Property (TIV) includes APIP Pollution and Cyber	6,298,541,188	6,487,497,424	3%	188,956,236	0.0779	Per \$100 of TIV	10%	\$ 6,133,363	3,066,681	6/23 to 12/31/23
									(337,335)	Commission
Auto Physical Damage (TIV)	651,261,168	670,799,003	3%	19,537,835					2,729,347	Less Commission
Combined	6,949,802,356	7,158,296,427	3.0%	208,494,071				Current Contract	2,417,020	1/23 to 6/30/23
									5,146,367	

Organic Growth	
Workers Compensation	3%
Liability	3%
Property	3%
Auto Physical Damage	3%

2022 Premium

Other Policies

**50%	\$132,682	Crime - Effective Date 7/1	50%	\$	199,023	99,512	6/23 to 12/31/23
**50%	\$66,341	Crime - Current Contract				66,341	1/23 to 6/30
						165,853	
	\$30,337	Trust E&O	10%	\$	34,462		
	\$101,442	Airport Liability-Pass through to Member	15%	\$	116,658.30		
**50%	\$ 245,000	Liability (Payroll) Great American*	15%	\$	563,500.00	\$ 281,750.00	c
						\$ 5,312,219	Total

\* % Change incorporates organic growth (listed above) and exposure increases from projected new business.

Revision Date: 9/27/22

\*Rates:  
0.4910 Per \$1000 of Payroll \$1M xs \$5M layer

**8 - Reinsurance Workers Compensation**  
**BUDGET 2023**

	Per Financials YTD 08/31/22	\$ Projected	PRELIMINARY BUDGET 2023
Current Reinsurance Workers Compensation (Includes \$0.00 Audit Premium)	<b>626,302</b>	626,302	
Use normal reinsurance W/C monthly expense	-	76,288 *	
Multiplied by 4 months remaining		<u>4</u>	
Total		305,151	
Monthly Reinsurance Service Fee		2,500	
Multiplied by 4 months remaining		<u>4</u>	
Total		10,000	
Projected current W/C reinsurance expense		<b>941,454</b>	
Reinsurance audit accrual		50,000 *	
<i>Total</i>		<b>50,000</b>	
Budgeted			<b>1,005,234</b> <b>8.1</b>
Administration Fee			30,000
Total Budgeted			<b>1,035,234</b>
(Includes: 10% increase in rate and 3% increase in exposure)			
Additional reinsurance W/C expenses (Audits, etc...)			<b>50,000</b>



2021 - 2022 Projected Exposure Summary					2023 Budgeted Reinsurance Cost				
	2022	2023	% Change*	Δ Change	Current Rate (2022)		Projected Rate Increase	Budgeted Reinsurance Cost	2023 Projected-Mid Year Split
Workers Compensation (Payroll)	833,618,702	858,627,263	3%	25,008,561	0.1096	Per \$100 of payroll	10%	\$ 1,035,161 Current Contract	776,371 228,863 <b>1,005,234</b>
Liability (Net Operating Expenses) Safety National	2,481,466,127	2,555,910,111	3%	74,443,984	1.1492	Per \$1,000 of NOE	15%	\$ 3,377,769 Current Contract	- 1,727,211
Liability Great American								** See below Current Contract	281,750 245,000 2,253,961
Property (TIV) includes APIP Pollution and Cyber	6,298,541,188	6,487,497,424	3%	188,956,236	0.0779	Per \$100 of TIV	10%	\$ 6,133,363	3,066,681
Auto Physical Damage (TIV)	651,261,168	670,799,003	3%	19,537,835				11%	(337,335)
								Current Contract	2,729,347
									2,417,020
									5,146,367

	2022 Premium	Other Policies			
**50%	\$132,682	Crime - Effective Date 7/1	50%	\$ 199,023	99,512
**50%	\$66,341	Crime - Current Contract			66,341
					165,853
					\$ 5,312,219
		\$30,337 Trust E&O	10%	\$ 34,462	
		\$101,442 Airport Liability-Pass through to Member	15%	\$ 116,658.30	
**50%	\$ 50,721	\$101,442 Liability (Payroll) Great American*	15%	\$ 563,500.00	\$ 281,750.00

\* % Change incorporates organic growth (listed above) and exposure increases from projected new business.

Revision Date: 9/27/22

\*Rates:  
 0.4910 Per \$1000 of Payroll \$1M xs \$5M layer  
 0.3683 Per \$1000 of Payroll \$1M xs \$6M layer  
 0.2762 Per \$1000 of Payroll \$1M xs \$7M layer

**9.1 - Administrative Fees - PEHP**  
**BUDGET 2023**

	<b>Per Financials</b> <b>YTD 08/31/22</b>	<b>\$ Projected</b>	<b>PRELIMINARY</b> <b>BUDGET 2023</b>
Administrative Fees - PEHP	<b>230,516</b>	230,516	
Estimated from Sept to Dec		<u>277,398</u>	
Total Projected PEHP Net (100% & 50% Trust Shared Commissions with IFB - See support document)		<b>507,914</b>	<b>9.1a</b>
Total Estimated Budget (See support document)			<b>557,998</b> <b>9.1a</b>



**9.2 - Administrative Fees - ULGT HEALTH CHOICE**  
**BUDGET 2023**

	<b>Per Financials</b>		<b>PRELIMINARY</b>
	<b><u>YTD 08/31/22</u></b>	<b><u>\$ Projected</u></b>	<b><u>BUDGET 2023</u></b>
Administrative Fees - ULGT HEALTH CHOICE			
Estimated from Sept to Dec	20,414	20,414	
		<b>29,551</b>	
Total Projected Gallagher (50% Trust Shared Commissions with IFB - See support document)		<b>49,966</b>	<b>9.2a</b>
Total Estimated Budget (See support document)			<b>44,772</b> <b>9.2a</b>

**Gallagher Commission  
2022 Projected & 2023 Budgeted**

<b>Total Estimated Commission Remaining for CURRENT YEAR:</b>		<b>\$ 22,386.04</b>
<b>Total Commission (Including Projected) for CURRENT YEAR:</b>		<b>\$ 49,965.70 9.2a</b>
<b>Estimated Commission Budget Amount for NEXT YEAR:</b>		<b>\$ 44,772.08 9.2a</b>

50% Split Commission Amounts	Comm Month:							Grand Total
Account Name:	Jan-21	Feb-21	Mar-21	Apr-21	May-21	Jun-21		
Highland City (6788)	\$ 5,190.57	\$ -	\$ 3,274.89	\$ -	\$ 3,389.25	\$ -	\$ -	\$ 11,854.71
Lewiston City (6790)	\$ 318.00	\$ 159.00	\$ 159.00	\$ 159.00	\$ 159.00	\$ 159.00	\$ 159.00	\$ 1,113.00
North Davis Sewer District (9029)	\$ 1,944.00	\$ 988.00	\$ 961.50	\$ 961.50	\$ 961.50	\$ 1,014.50	\$ -	\$ 6,831.00
Trans-Jordan Cities (6789)	\$ 2,186.45	\$ 1,093.23	\$ -	\$ 2,123.97	\$ 1,117.40	\$ 1,117.40	\$ -	\$ 7,638.45
Orangeville (6791)	\$ 19.00	\$ 19.00	\$ 19.00	\$ 19.00	\$ 19.00	\$ 47.50	\$ -	\$ 142.50
<b>Total</b>	<b>\$ 9,658.02</b>	<b>\$ 2,259.23</b>	<b>\$ 4,414.39</b>	<b>\$ 3,263.47</b>	<b>\$ 5,646.15</b>	<b>\$ 2,338.40</b>	<b>\$ -</b>	<b>\$ 27,579.66</b>

Account Name	Average Monthly Commission from 3 Most Recent Months (50%)	Number of Unpaid Months in CURRENT YEAR	Estimated Commission Remaining for CURRENT YEAR	Estimated Commission Projection for CURRENT YEAR	Estimated Commission Budget Amount for NEXT YEAR
Highland City (6788)	\$ 1,129.75	6	\$ 6,778.50	\$ 18,633.21	\$ 13,557.00
Lewiston City (6790)	\$ 159.00	6	\$ 954.00	\$ 2,067.00	\$ 1,908.00
North Davis Sewer District (9029)	\$ 970.33	6	\$ 5,822.00	\$ 12,653.00	\$ 11,644.00
Trans-Jordan Cities (6789)	\$ 1,452.92	6	\$ 8,717.54	\$ 16,355.99	\$ 17,435.08
Orangeville (6791)	\$ 19.00	6	\$ 114.00	\$ 256.50	\$ 228.00
<b>Total</b>	<b>\$ 3,731.01</b>		<b>\$ 22,386.04</b>	<b>\$ 49,965.70</b>	<b>\$ 44,772.08</b>
				<b>9.2a</b>	<b>9.2a</b>

**10.1 - Administrative Fees - Property / Auto PD**  
**BUDGET 2023**

	<b>Per Financials</b> <b>YTD 08/31/22</b>	<b>\$ Projected</b>	<b>PRELIMINARY</b> <b>BUDGET 2023</b>
Administrative Fees - Property/Auto PD	<b>248,092</b>	248,092	
Total Projected		<b>248,092</b>	
Total Estimated due from Alliant			<b>248,092</b>

**10.2 - Administrative Fees - Life Insurance**  
**BUDGET 2023**

	<b>Per Financials</b> <b>YTD 08/31/22</b>	<b>\$ Projected</b>	<b>PRELIMINARY</b> <b>BUDGET 2023</b>
Administrative Fees - Life Insurance	114,937		
Total Projected (See support document)		173,073	10.2a
Total Estimated Budget (See support document)			173,883 10.2a

## Unum Life Commission 2022 Projected & 2023 Budgeted

<b>Total Estimated Commission Remaining for CURRENT YEAR: \$ 86,941.52</b>	
<b>Total Commission (Including Projected) for CURRENT YEAR: \$ 173,072.56</b>	<b>10.2a</b>
<b>Estimated Commission Budget Amount for NEXT YEAR: \$ 173,883.04</b>	<b>10.2a</b>

Unum Commission Payments Product	Commission Month						Grand Total
	Jan	Feb	Mar	Apr	May	Jun	
ULGT ADD	\$ 267.03	\$ 272.47	\$ 278.02	\$ 285.30	\$ 287.11	\$ 291.03	\$ 1,680.96
ULGT FLEXADD	\$ 805.20	\$ 820.87	\$ 836.71	\$ 850.88	\$ 844.69	\$ 855.48	\$ 5,013.83
ULGT FLEXLIFE	\$ 10,498.59	\$ 10,475.72	\$ 10,610.70	\$ 10,770.95	\$ 10,764.03	\$ 10,791.32	\$ 63,911.31
ULGT LIFE	\$ 2,352.53	\$ 2,344.70	\$ 2,393.78	\$ 2,407.15	\$ 2,375.97	\$ 2,428.23	\$ 14,302.36
PCHA ADD	\$ 1.38	\$ 2.58	\$ 1.86	\$ 1.56	\$ 1.26	\$ 1.50	\$ 10.14
PCHA LIFE	\$ 16.22	\$ 30.32	\$ 21.86	\$ 18.33	\$ 14.81	\$ 17.63	\$ 119.17
PCHA LTD	\$ 155.40	\$ 263.60	\$ 210.74	\$ 176.67	\$ 133.12	\$ 153.74	\$ 1,093.27
<b>Total</b>	<b>\$ 14,096.35</b>	<b>\$ 14,210.26</b>	<b>\$ 14,353.67</b>	<b>\$ 14,510.84</b>	<b>\$ 14,420.99</b>	<b>\$ 14,538.93</b>	<b>\$ 86,131.04</b>

<b>ULGT Totals</b>	\$ 13,923.35	\$ 13,913.76	\$ 14,119.21	\$ 14,314.28	\$ 14,271.80	\$ 14,366.06	\$ 84,908.46
<b>PCHA Totals</b>	\$ 173.00	\$ 296.50	\$ 234.46	\$ 196.56	\$ 149.19	\$ 172.87	\$ 1,222.58
<b>Total</b>	<b>\$ 14,096.35</b>	<b>\$ 14,210.26</b>	<b>\$ 14,353.67</b>	<b>\$ 14,510.84</b>	<b>\$ 14,420.99</b>	<b>\$ 14,538.93</b>	<b>\$ 86,131.04</b>

Product	Average Monthly Commission from 3 Most Recent Months	Number of Unpaid Months in CURRENT YEAR	Estimated Commission Remaining for CURRENT YEAR	Estimated Commission Projection for CURRENT YEAR	Estimated Commission Budget Amount for NEXT YEAR	General Ledger Remaining Months	Profroma - Estimate
ULGT Commission	\$ 14,317.38	6	\$ 85,904.28	\$ 170,812.74	\$ 171,808.56	4	\$ 57,269.52
PCHA Commission	\$ 172.87	6	\$ 1,037.24	\$ 2,259.82	\$ 2,074.48	4	\$ 691.49
<b>Total</b>	<b>\$ 14,490.25</b>		<b>\$ 86,941.52</b>	<b>\$ 173,072.56</b>	<b>\$ 173,883.04</b>		<b>\$ 57,961.01</b>
						GL YTD	114,937.36
						Total Est.	\$ 172,898.37



10,867.69

21,634.07

·  
·  
·  
·  
·  
·  
·  
·  
·  
·

**10.3 - Administrative Fees - Surety Bonds**  
**BUDGET 2023**

	<b>Per Financials YTD 08/31/22</b>	<b>\$ Projected</b>	<b>PRELIMINARY BUDGET 2023</b>
Administrative Fees - Surety Bonds, including Contingency Bonus	<b>48,347</b>		
Total Projected (See support document)		<b>56,347</b>	<b>10.3a</b>
Total Estimated Budget (See support document) (BUDGET DOES NOT INCLUDE CONTINGENCY BONUS)			<b>56,347 10.3a</b>



**10.4 - Administrative Fees - Other**  
**BUDGET 2023**

	<b>Per Financials</b> <b>YTD 08/31/22</b>	<b>\$ Projected</b>	<b>PRELIMINARY</b> <b>BUDGET 2023</b>
Administrative Fees - Other	7,953		
Total Projected (See support document)		11,375	10.4a
Total Estimated Budget (See support document)			11,500 10.4a

**SUMMARY OF ADMIN. FEES**

<u>COMPANY NAME</u>	<u>GL Acct#</u>	<u>AUG</u>	<u>YTD</u>	Estimated 7 Month Average	Estimated <u>OCT</u>	Estimated <u>NOV</u>	Estimated <u>DEC</u>	<u>Other</u> 12/31 YTD	<u>Budget</u>
<b>Other Medical Admin Fees-Mack</b>	4211-0000	528.73	<b>2,871.24</b>	528.73	528.00	528.00	528.00	<b>\$ 4,983.97</b>	<b>\$ 5,000.00</b>
Other Adm Fees	4230-0000	163.30	<b>\$ 4,031.72</b>	503.97	100.00	100.00	100.00	<b>\$ 4,835.69</b>	<b>\$ 5,000.00</b>
<b>Other-Life Admin</b>	4267-0000		<b>\$ 1,049.60</b>	131.20	125.00	125.00	125.00	<b>\$ 1,555.80</b>	<b>\$ 1,500.00</b>
<b>OTHER</b>			<b>\$ 7,952.56</b>					<b>\$ 11,375.46</b>	<b>\$ 11,500.00</b>
			(7,952.56)					<b>10.4a</b>	<b>10.4a</b>
			0.00						

**11 - Interest (Cash and Investment) Income**  
**BUDGET 2023**

	Per Financials YTD 08/31/22	\$ Projected	PRELIMINARY BUDGET 2023
Bond Interest	575,928		
W/C State of UT Labor Commission Holdings Interest	36,275 *		
Total as of Aug	<u>612,203</u>	<u>612,203</u>	
Average Bond interest (approximate) received in August		71,991	
Multiply by 4 months		4	
Total		<u>287,964</u>	
Current YTD bond portfolio (See support document)			<u>71,420,281</u> 11.1
Portfolio Yield (See support document)			<u>0.0300</u> 11.1
			<u>2,142,608</u>
W/C State of UT Labor Commission Holdings (See support document)			<u>5,920,072</u> 11.1
W/C State of UT Labor Commission Holdings Interest Rate (See support document)			<u>0.0132</u> 11.1
			<u>77,997</u>
W/C State of UT Labor Commission Holdings Interest (received for August)		6,807	
Multiply by 4 months		4	
Total		<u>27,228</u>	
Current plus projected interest		<u>927,395</u>	
Total Estimated			<u>2,220,605</u>
<b>PTIF Interest</b>	<b>504,647</b>	<u>504,647</u>	
Average PTIF balance (See support document)		<u>45,205,025</u> 11.1	
Projected to year-end rate (See support document)		<u>0.0218</u> 11.1	
Total divided by 12 months		82,224	
Multiply by 4 months		4	
Total		<u>328,897</u>	
Plus current PTIF interest		<u>833,544</u>	
Average PTIF balance			45,205,025
Current rate for projected rate (See support document)			<u>0.0218</u> 11.1
Total Annual Estimated			<u>986,690</u>
<b>Unrealized Investment Gain - Change In Fair Value of Bonds</b>	<b>(896,720)</b>	<u>(896,720)</u>	
Monthly Estimated Change in Fair Value unknown			
Total		<u>-</u>	
Plus current Change In Fair Value of Bonds		<u>(896,720)</u>	
Forecasted budget unknown			-
<b>Total Interest and Investment Income</b>	<b>220,131</b>	<u>864,220</u>	<u>3,207,295</u>

**UTAH LOCAL GOVERNMENTS TRUST  
SUMMARY OF INVESTMENT HOLDINGS  
8/31/22**

Par Value	Cusip	Issuer	Held at	Rate	Maturity	Maturity Year	Cost Basis	Portfolio Percentage
5,000,000	48306BKK0	Kaiser Fndtn Hosps	Wells Fargo	2.16	10/19/2022	2022	4,985,339	4%
5,000,000	06051GJU4	Bank of America Corp	Wells Fargo	1.68	4/22/2025	2025	4,910,060	4%
5,000,000	17330PSX8	Citigroup Global Mkts Hldgs	Wells Fargo	3.75	7/20/2023	2023	5,000,023	4%
5,000,000	48133DK33	JPMorgan Chase Finl Co LLC	Wells Fargo	3.35	8/23/2023	2023	4,983,084	4%
5,000,000	38150ANT8	Goldman Sachs Group Inc	Wells Fargo	4.00	8/29/2023	2023	5,000,022	4%
915,000	075019EG8	UT SCH DIST	Wells Fargo	5.50	2/1/2027	2027	915,008	1%
3,000,000	7959MAA48	SLC UT Mun Bldg	Wells Fargo	5.45	3/15/2028	2028	3,000,014	2%
5,000,000	3130ASM6	Federal Home Loan Banks	Wells Fargo	3.13	7/28/2023	2023	5,000,028	4%
4,000,000	3130ASBF5	Federal Home Loan Banks	Wells Fargo	2.65	3/23/2024	2024	4,000,012	3%
5,000,000	63906AAB6	Natwest Mkts Plc	Wells Fargo	2.30	9/29/2022	2022	5,000,019	4%
5,000,000	36143L2E4	GA Global Fundng Trust	Wells Fargo	1.96	9/13/2024	2024	4,870,010	4%
5,000,000	61747YEP6	Morgan Stanley	Wells Fargo	2.70	4/17/2028	2028	4,956,535	4%
5,000,000	06368GX93	Bank of Montreal	Wells Fargo	3.80	10/18/2023	2023	5,000,027	4%
5,000,000	22553CQ54	Credit Suisse AG	Wells Fargo	3.95	10/18/2023	2023	5,000,047	4%
3,800,000	3130ASV48	Federal Home Loan Banks	Wells Fargo	3.00	2/28/2023	2023	3,800,034	3%
5,000,000	89114X3N1	Toronto-Dominion Bank	Wells Fargo	4.05	11/15/2023	2023	5,000,021	4%
6,000,000	912796F38	US Treasury	State of Utah	0.68	3/24/2023	2023	5,920,072	5%

77,715,000	Bond Portfolio (Par Value)	Bond Portfolio Cost	77,340,353	60%
50,524,032	PTIF & Cash Equivalents	PTIF & Cash Equivalents	50,524,032	40%
128,239,032	<b>Total (Par Value)</b>	<b>Total (Cost)</b>	127,864,385	100%

<b>Accounting Notes:</b>		<b>Estimated Annual Income</b>	11.1	2,196,627
Portfolio held by Wells Fargo Bank:			71,420,281	56%
PTIF:			45,228,381	35%
Portfolio held by State of Utah:			5,920,072	5%
Cash held in JP Morgan Chase Bank:			5,295,651	4%
<b>Total:</b>			127,864,385	100%

**ULGT PORTFOLIO YIELD**

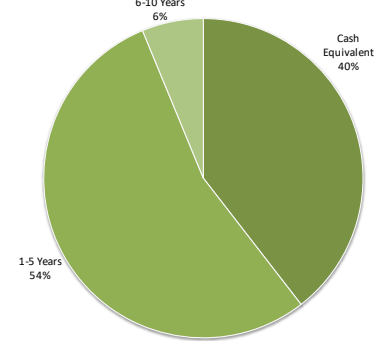
<b>Bond Portfolio:</b>	<b>Total Weighted Yield</b>	3.93%
<b>Trust Total Portfolio Weighted Yield on Cost</b>		1.72%
		3.00%
		11.1
<b>PTIF 2022 Aug Day Rate:</b>	<b>Current Yield</b>	2.18%
		\$ 45,205,025
		11.1
<b>WC State of UT Labor Commission Holdings</b>		1.32%
		11.1

% Port by Year	
cash	40%
2022	8%
2023	35%
2024	7%
2025	4%
2027	1%
2028	6%

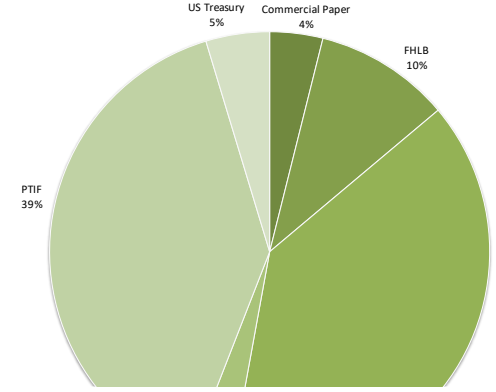
Term	% of Portfolio
Cash Equivalent	40%
1-5 Years	54%
6-10 Years	6%

Concentration by Issuer		
Commercial Paper	5,000,000	4%
FHLB	12,800,000	10%
CORP	50,000,000	39%
Municipal Bonds	3,915,000	3%
PTIF	50,524,032	39%
US Treasury	6,000,000	5%
<b>Total</b>	128,239,032	100%

**Trust Portfolio  
Concentration by Years to Maturity  
(Cost Basis)**



**Trust Portfolio  
Concentration by Issuer  
(Par Value)**



**12 - NLC Capital Investment**  
**BUDGET 2023**

**NLC Investment Income**  
No change expect  
Estimated budget amount for Budget

<b>Per Financials</b>	<b>\$ Projected</b>	<b>PRELIMINARY</b>			
<b>YTD 08/31/22</b>		<b>BUDGET 2023</b>			
<table border="1"><tr><td>-</td></tr></table>	-	<table border="1"><tr><td>-</td></tr></table>	-	<table border="1"><tr><td>-</td></tr></table>	-
-					
-					
-					



**13 - Liability Losses Paid****BUDGET 2023**

	Per Financials YTD 08/31/22	\$ Projected	PRELIMINARY BUDGET 2023
5000-2000			
<b>Liability Losses Paid</b>	6,442,388	6,442,388	
Less July & August, included in Actuary numbers		(4,814,445) *	
<b>Remaining months per actuary</b>		2,613,837 1a	
		4,241,780	
Projected	6,442,388		
Budget per actuary			5,478,199 1b
5010-2000			
<b>Change in Reserves - Liability Losses</b>	787,950	787,950	
<b>Remaining months per actuary</b>		(232,575) A	
Projected		555,375	
Budget per actuary			1,018,613 1
			509,307
5150-2000			
Reinsurance Recoveries - Liability	(3,078,000)	(3,078,000)	
<b>Total Reinsurance Recoveries - Liability</b>		(3,078,000)	0
5160-2000			
Deductibles - Liability	(254,068)	(254,068)	0
5170-2000			
Subrogation - Liability	-	-	0
<b>Total Liability Claims etc...</b>	3,898,270	1,465,087	7,006,119

**14 - Workers Compensation Losses Paid**  
**BUDGET 2023**

	<u>Per Financials</u> <u>YTD 08/31/22</u>	<u>\$ Projected</u>	<u>PRELIMINARY</u> <u>BUDGET 2023</u>
5100-3000			
<b>Workers Compensation Losses Paid</b>	3,668,395	3,668,395	
Less July & August, included in Actuary numbers		(1,334,025) *	
<b>Remaining months per actuary</b>		2,723,761	3a
Projected		5,058,131	
Budget per actuary			5,493,026 3b
<hr/>			
5110-0000			
<b>Change in Reserves - Workers Compensation Losses</b>	1,067,118	1,067,118	
<b>Remaining months per actuary</b>		116,195	C
Projected		1,183,313	
Budget per actuary			403,239 3
<hr/>			
5150-3001			
Reinsurance Recoveries - Workers Compensation	(24,333)	(24,333)	
Recovery Checks September - December			
<b>Reinsurance Recoveries - Workers Compensation</b>		(24,333)	0
<b>Subrogation - W/C</b>	(40,036)	(40,036)	0
<b>Total Workers Compensation Claims, etc...</b>	4,671,144	6,177,075	5,896,265

**15 - Property / Auto Losses Paid**  
**BUDGET 2023**

	Per Financials YTD 08/31/22	\$ Projected	PRELIMINARY BUDGET 2023
5180-0000			
<b>Property / Auto Losses Paid</b>	<b>3,471,860</b>	3,471,860	
Less July & August, included in Actuary numbers		(529,225) *	
<b>Remaining months per actuary</b>		<b>1,793,910</b> 5a	
Projected		4,736,545	
<b>Budget per actuary</b>			<b>2,797,164</b> 5b
5190-0000			
<b>Change in Reserves - Property / Auto Losses</b>	<b>346,863</b>	346,863	
<b>Remaining months per actuary</b>		<b>(425,949)</b> E	
Projected		(79,086)	
<b>Budget per actuary</b>			<b>36,384</b> 5
5150-5000			
Reinsurance Recoveries - Property / Auto	(1,594,526)	(1,594,526)	
Recovery Checks September - December		(1,594,526)	0
<b>Total Reinsurance Recoveries - Property / Auto</b>		<b>(1,594,526)</b>	<b>0</b>
5160-5000			
<b>Deductibles - Property / Auto</b>	<b>0</b>	<b>0</b>	<b>0</b>
5170-5000			
<b>Subrogation - Property / Auto</b>	<b>(256,918)</b>	<b>(256,918)</b>	<b>0</b>
<b>Total Liability Claims etc...</b>	<b>1,967,279</b>	<b>2,806,015</b>	<b>2,833,548</b>

**16 - Vision / Accidental Dental Losses Paid**  
**BUDGET 2023**

	<u>Per Financials</u> <u>YTD 08/31/22</u>	<u>\$ Projected</u>	<u>PRELIMINARY</u> <u>BUDGET 2023</u>
5220-4001			
<b>Vision Losses Paid</b>	<b>23,391</b>	23,391	
Current claims divided by 8 multiplied by 4		11,696	
Projected		<b>35,087</b>	
Projected increased by 5 percent for Budget			<b>36,841</b>
<hr/>			
5240-4001			
<b>Accidental Dental Losses Paid</b>	-		
Projected		-	
Budget			<b>1,000</b>
<b>Reserves for Vision &amp; Accidental Dental Claims</b>	-	-	-
<b>Total Vision &amp; Accidental Dental Claims</b>	<b>23,391</b>	<b>35,087</b>	<b>37,841</b>

**17 - Liability LAE**  
**BUDGET 2023**

	Per Financials YTD 08/31/22	\$ Projected	PRELIMINARY BUDGET 2023
5400-2000 Liability ULAE Paid - CSS	424,637	424,637	
Remaining months per actuary		12,001	
Projected		436,637	2a
Budget per actuary			873,274 2b
5401-2000 Liability LAE Change in Reserves	786,571	786,571	
Remaining months per actuary		(108,107)	B
Projected		678,464	
Budget per actuary			504,441 2
5410-0000 & 5410-2000 Liability ALAE Paid - Cost Containment, Legal, & Other	1,395,229	1,395,229	
Less July & August, included in Actuary numbers		(437,161) *	
Remaining months per actuary		1,426,406	2e
Projected		2,384,475	
Budget per actuary information			2,989,527 2f
<b>Total Liability LAE</b>	<b>2,606,437</b>	<b>3,499,576</b>	<b>4,367,242</b>

**18 - Workers Compensation LAE**  
**BUDGET 2023**

	Per Financials YTD 08/31/22	\$ Projected	PRELIMINARY BUDGET 2023
5401-3000			
<b>Workers Compensation LAE - Change in Reserves</b>	<b>135,578</b>	135,578	
<b>Remaining months per actuary</b>		<b>16,998</b>	<b>D</b>
Projected		<b>152,576</b>	
Budget per actuary			<b>58,443 4</b>
5410-3000			
<b>Workers Compensation ALAE Paid - Cost Containment, Legal, &amp; Other</b>	<b>402,221</b>	402,221	
Less July & August, included in Actuary numbers		(124,560) *	
<b>Remaining months per actuary</b>		<b>320,446</b>	<b>4a</b>
Projected		<b>598,107</b>	
Budget per actuary			<b>646,328 4b</b>
5420-4000			
<b>Workers Compensation ULAE Paid - CSS</b>	<b>299,015</b>	299,015	
Less July & August, included in Actuary numbers		(85,068) *	
<b>Remaining months per actuary</b>		<b>261,115</b>	<b>4e</b>
Projected		<b>475,062</b>	
			<b>520,537 4f</b>
<b>Total Workers Compensation LAE</b>	<b>836,814</b>	<b>1,225,745</b>	<b>1,225,308</b>

**19 - Property / Auto LAE**  
**BUDGET 2023**

	Per Financials YTD 08/31/22	\$ Projected	PRELIMINARY BUDGET 2023
5401-5000			
Property / Auto LAE Change in Reserves	15,357	15,357	
Remaining months per actuary		(17,462) F	
Total Projected		(2,105)	
Budget per actuary			1,493 6
5410-5000			
Property / Auto ALAE Paid - Legal & Other	60,009	60,009	
Less July & August, included in Actuary numbers		(7,130) *	
Remaining months per actuary		- 6a	
Total Projected		52,879	
Budget per actuary information			- 6b
5420-5000			
Property / Auto ULAE Paid - CSS	106,957	106,957	
Less July & August, included in Actuary numbers		(30,259) *	
Remaining months per actuary		80,619 6e	
Total Projected		157,317	161,239 6f
<b>Total Property / Auto LAE</b>	<b>182,323</b>	<b>208,091</b>	<b>162,732</b>

6230-3000

**20 Premium Tax - Workers Compensation**  
**BUDGET 2023**

	Per Financials YTD 08/31/22	\$ Projected	PRELIMINARY BUDGET 2023
Premium Taxes - Workers Compensation	93,794	93,794	
Monthly Acft (See support document)		5,500	20.1
Remaining Months		4	
Sub Total		21,999	
Total		115,793	
Estimated Additional		-	
Total Projected - (See support document)		115,793	20.1
Total Estimated Budget Amount - (See support document)			119,267 20.1



### 2023 Workers Compensation Premium Tax Budget

Class Number	Description	2022 WC Payroll W/O 3% Inc	NCCI Factor Effective 1/1/2022 for TY 2023	State Factor	Total Factor	2023 WC Payroll W/ 3% Inc in Exposure	2023 3% Inc	2022 W/O 3%
							Standard Premium	Incr Standard Premium2
5509	Street or Road Maintenance Construction	46,425,155	0.0103	1.10	0.0113	47,817,910	540,342	524,604
6217	Excavation & Drivers	-	0.0172	1.10	0.0189	-	-	-
7380	Drivers, Chauffeurs and Helpers	762,057	0.0178	1.10	0.0196	784,919	15,384	14,936
7420	Aviation-Stunt Flying, Racing, or Parachute Jumping-Flying Crew	10,000	0.0252	1.10	0.0277	10,300	285	277
7520	Waterworks Operations and Drivers	6,607,170	0.0104	1.10	0.0114	6,805,385	77,581	75,322
7539	Electric Light or Power Co all Employees	380,000	0.0063	1.10	0.0069	391,400	2,701	2,622
7710	Firefighters and Drivers	79,483,001	0.0146	1.10	0.0161	81,867,491	1,318,067	1,279,676
7711	Volunteer Firefighters and Drivers	4,086,825	0.0146	1.10	0.0161	4,209,430	67,772	65,798
7720	Police Officers and Drivers	806,123	0.0128	1.10	0.0141	830,307	11,707	11,366
8742	Salesperson, Collectors, or Outside Messengers	4,870,358	0.0013	1.10	0.0014	5,016,469	7,023	6,819
8810	Clerical Office Employees	176,628,111	0.0005	1.10	0.0006	181,926,954	109,156	105,977
8824	Convalescent / Nursing Home	2,873,344	0.0093	1.10	0.0102	2,959,544	30,187	29,308
8832	Physician and Clerical	6,926,432	0.0011	1.10	0.0012	7,134,225	8,561	8,312
8833	Hospital Professional Employees	3,688,873	0.0035	1.10	0.0039	3,799,539	14,818	14,387
8864	Charitable or Welfare Organization-Professional and Clerical	31,358,436	0.0056	1.10	0.0062	32,299,189	200,255	194,422
8868	College Professional Employees and Clerical	16,200,000	0.0012	1.10	0.0013	16,686,000	21,692	21,060
9033	Housing Authority and Clerical Salespersons	1,612,000	0.0079	1.10	0.0087	1,660,360	14,445	14,024
9101	College or school all other Employees	1,067,000	0.0115	1.10	0.0127	1,099,010	13,957	13,551
9102	Park NOC-All Employees and Drivers	493,680	0.0122	1.10	0.0134	508,490	6,814	6,615
9416	County Employees	172,350,702	0.0080	1.10	0.0088	177,521,223	1,562,187	1,516,686
9417	Municipal Employees	293,635,714	0.0080	1.10	0.0088	302,444,785	2,661,514	2,583,994
<b>Total</b>		<b>850,264,981</b>				<b>875,772,930</b>	<b>6,684,448</b>	<b>6,489,756</b>
		<b>Difference</b>						

	2023	2022
<b>Total Standard Premium</b>	6,684,448	6,489,756

Color Legend	2022 E-mod
Most Recent 2020 information	
Updated information from 2020 WC PR Projections from Underwriting	
2021 Information used - 2021 WC PR Projections from Underwriting	

<b>Experience Modification Rating Per NCCI</b>	1.17	1.17
--	------	------

<b>Adjusted Premium After Modifier</b>	7,820,804	7,593,015
--	-----------	-----------

<b>Safety Factor - Based Off Of Experience Modification Rating</b>	1.22	1.22
--	------	------

<b>Taxable Premium</b>	9,541,381	9,263,478
------------------------	-----------	-----------

<b>2022 Tax Rate</b>	1.25%	1.25%
----------------------	-------	-------

<b>Gross Tax Due</b>	119,267	115,793
----------------------	---------	---------

	2023	2022	
2.9%	20.1	119,267	115,793 20.1

Safety Factor:	E Modifier	Safety Factor	
Less than	0.91	0.56	.90 to 0
Less than	1.01	0.78	1.00 to .91
Less than	1.11	1.00	1.10 to 1.01
Less than	1.21	1.22	1.20 to 1.11
Greater than	1.20	1.44	1.21 on up

Description	ACH	Date	Amount	
Est Gross Tax Due			115,793	\$ 115,793 Actual Act
8/31/22	YTD 6230-3000			(93,794)
	Difference			21,999
Final Pmt				
	Amount Remaining		115,793.47	\$ 5,500 Monthly Act
				20.1

6015-0000

**21 - Associations, Dues, Contributions & Sponsorships**

**BUDGET 2023**

	<b>Per Financials</b>		<b>PRELIMINARY</b>
	<b>YTD 08/31/22</b>	<b>\$ Projected</b>	<b>BUDGET 2023</b>
6015-0000			
Boards, Bureau's and Associations	<b>69,538</b>	69,538	
Estimated additional miscellaneous		2,000	
	<b><u>4th quarter Dues</u></b>		
AGRIP Dues		3,774	
Utah League of Cities and Towns		18,000	
NLC Mutual RISC Annual Dues		5,044	
Utah Labor Commission - W/C Renrewal Fee		650	
Total Projected		<b>99,006</b>	
Total Estimated Budget Amount			<b>125,000</b>

6025-0000

**22 - Employee Wages**  
**BUDGET 2023**

	Per Financials YTD 08/31/22	\$ Projected	PRELIMINARY BUDGET 2023
<b>Employee Wages</b>	<b>1,089,124</b>	<b>1,089,124</b>	
Amount expensed each pay period. Month of Sept		66,000	
Multiply by 9 remaining pay periods		9	
Total		<b>594,000</b>	
End of year payperiod acrl -5 days		<b>33,000</b>	
Total Projected		<b>1,716,124</b>	
Total Estimated Budget Amount			<b>1,874,207</b>
Growth (0 Employee)			<b>-</b>

6030-0000

**23 - Employee Benefits**

**BUDGET 2023**

Employee Benefits	Per Financials		PRELIMINARY BUDGET 2023
	YTD 08/31/22	\$ Projected	
	<b>489,983</b>	<b>489,983</b>	
	<u>Sept to Dec</u>		
HRA YTD		3,125	
Life Basic, Life AD&D		1,260	
PEHP Medical / Dental		26,662	
PEHP LTD		655	
E.E. Assistance Program		174	
401K Per Payperiod Multiplied by 2 per month		29,749	
Total		61,626	
Months remaining 4		4	
		246,503	
401K Per Extra Payroll - Accrual		14,875	
Total		<b>261,378</b>	
Less Included in YTD - Education Paid		-	
401K end of year payperiod acrl		14,875	
Total Projected		<b>766,236</b>	
Total Estimated Budget Amount			<b>896,344</b>
Growth (0 Employee)			-
Education	-	-	<b>5,000</b>

6025-0000

**24 - Employee Performance Incentive**  
**BUDGET 2023**

	Per Financials YTD 08/31/22	\$ Projected	PRELIMINARY BUDGET 2023
Employee Performance Incentive	-		
Total Projected		85,191	
21.1 Executive			24,734
21.2 Accounting			18,489
21.3 Loss Control			13,485
21.4 IT, Member Services			24,846
21.5 Risk Finance			32,855
21.6 Claims			11,011
21.7 Underwriting			5,775
Total Estimated Budget Amount			131,194
Growth of New Employees - Projected		-	
Growth (0 Employee)			-

6040-0000

**25 - Board of Directors Fees and Expenses**  
**BUDGET 2023**

	Per Financials <u>YTD 08/31/22</u>	<u>\$ Projected</u>	PRELIMINARY <u>BUDGET 2023</u>
Directors Fees and Expenses	19,587	19,587	
		<b>19,587</b>	
Items not included in YTD - (For details see support document 25.1)			
<b>Chris Robinson Compensation</b>	2,550	3,450	3,750
Life Benefits	1,961	2,990	3,086
<b>Stephanie Miller Compensation</b>	2,850	3,750	3,750
Life Benefits	1,961	2,990	3,086
<b>Bradley Powell Compensation</b>	2,100	2,700	3,750
Life Benefits	981	1,495	1,543
<b>Robert Hale Compensation</b>	2,700	3,300	3,000
Life Benefits	981	1,495	1,543
<b>Kenneth Neilson Compensation</b>	900	1,500	3,000
Life Benefits	1,855	2,524	2,006
<b>Pam Roberts Compensation (Paid directly to WFWR)</b>	900	1,500	3,000
Life Benefits	0	0	0
<b>George Tripp Compensation</b>	900	1,500	3,750
Life Benefits	0	0	0
<b>David Zook Compensation</b>	900	1,500	3,000
Life Benefits	1,961	2,990	3,086
<b>Caroline Rodriguez</b>	600	600	3,000
Life Benefits	1,238	2,267	3,086
<b>Todd Beutler Compensation</b>	450	450	0
Life Benefits	1,206	1,206	0
<b>Shawn Milne Compensation</b>	450	450	0
Life Benefits	1,206	1,206	0
	<b>28,649</b>	<b>39,862</b>	<b>47,438</b>
	<b>25.1</b>	<b>25.1</b>	<b>25.1</b>
Total Year-To-Date	<b>48,235</b>		
Total Projected		<b>59,448</b>	
Additional estimated other			42,562
Total Estimated Budget Amount			<b>90,000</b>

2022 Estimated	30039	Chris Robinson	3136	Stephanie Miller
January		241.13		241.13
February		241.13		241.13
March		241.13		241.13
April		241.13		241.13
May		241.13		241.13
June		241.13		241.13
July		241.13		241.13
August		273.27		273.27
	8/31/22	1,961.18		1,961.18
September		257.20		257.20
October		257.20		257.20
November		257.20		257.20
December		257.20		257.20
<b>Life Benefits Projected</b>		<b>\$ 2,989.98</b>		<b>\$ 2,989.98</b>

**COMPENSATION**

March		450.00		450.00
AGRiP		1,500.00		1,800.00
May		300.00		300.00
August		300.00		300.00
	8/31/22	2,550.00		2,850.00
October		450.00		450.00
December		450.00		450.00
<b>Compensation Projected</b>		<b>\$ 3,450.00</b>		<b>\$ 3,750.00</b>

Total 8/31/22	\$ 4,511.18		\$ 4,811.18	
Total Projected		\$ 6,439.98		\$ 6,739.98

2023 Budget	Chris Robinson	Stephanie Miller
Annual Executive Mtgs-5	\$ 750.00	\$ 750.00
Annual Board Mtgs-5	1,500.00	1,500.00
Other Conferences	1,500.00	1,500.00
<b>Total Compensation</b>	<b>\$ 3,750.00</b>	<b>\$ 3,750.00</b>
<b>Tota Annual Life Benefits</b>	<b>\$ 3,086.40</b>	<b>\$ 3,086.40</b>
Total	\$ 6,836.40	\$ 6,836.40

2022 Estimated	30041	Bradley Powell
January		120.56
February		120.56
March		120.56
April		120.56
May		120.56
June		120.56
July		120.56
August		136.64
8/31/22	980.56	
September		128.60
October		128.60
November		128.60
December		128.60
<b>Life Benefits Projected</b>		<b>\$ 1,494.96</b>

**COMPENSATION**

March		300.00
AGRiP		1,500.00
May		300.00
August		
8/31/22	2,100.00	
October		300.00
December		300.00
<b>Compensation Projected</b>		<b>\$ 2,700.00</b>

Total 8/31/22	\$ 3,080.56	
Total Projected		<b>\$ 4,194.96</b>

2023 Budget	Bradley Powell
Annual Executive Mtgs-5	\$ 750.00
Annual Board Mtgs-5	1,500.00
Other Conferences	1,500.00
<b>Total Compensation</b>	<b>\$ 3,750.00</b>
<b>Tota Annual Life Benefits</b>	<b>\$ 1,543.20</b>
Total	<b>\$ 5,293.20</b>



25.1 - Board of Directors Fees and Expense

2022 Estimated	30118	<u>Robert Hale</u>	30043	<u>Kenneth Neilson</u>	17310
January		120.56		241.13	
February		120.56		241.13	
March		120.56		241.13	
April		120.56		241.13	
May		120.56		241.13	
June		120.56		241.13	
July		120.56		241.13	
August		136.64		167.18	
8/31/22	980.56		1,855.09		-
September		128.60		167.18	
October		128.60		167.18	
November		128.60		167.18	
December		128.60		167.18	
<b>Life Benefits Projected</b>		<b>\$ 1,494.96</b>		<b>\$ 2,523.81</b>	

**COMPENSATION**

March		300.00		300.00	
AGRiP		1,800.00		-	
May		300.00		300.00	
August		300.00		300.00	
8/31/22	2,700.00		900.00		900.00
October		300.00		300.00	
December		300.00		300.00	
<b>Compensation Projected</b>		<b>\$ 3,300.00</b>		<b>\$ 1,500.00</b>	

Total 8/31/22	\$ 3,680.56		\$ 2,755.09		\$ 900.00
<b>Total Projected</b>		<b>\$ 4,794.96</b>		<b>\$ 4,023.81</b>	

2023 Budget	<u>Robert Hale</u>	<u>Kenneth Neilson</u>
Annual Executive Mtgs-5	\$ -	\$ -
Annual Board Mtgs-5	1,500.00	1,500.00
Other Conferences	1,500.00	1,500.00
<b>Total Compensation</b>	<b>\$ 3,000.00</b>	<b>\$ 3,000.00</b>
<b>Tota Annual Life Benefits</b>	<b>\$ 1,543.20</b>	<b>\$ 2,006.16</b>
<b>Total</b>	<b>\$ 4,543.20</b>	<b>\$ 5,006.16</b>

<b>2022 Estimated</b>	<b>Pam Roberts</b>	<b>30189</b>	<b>George T. Tripp</b>	<b>30188</b>	<b>David Zook</b>
January	-		-		241.13
February	-		-		241.13
March	-		-		241.13
April	-		-		241.13
May	-		-		241.13
June	-		-		241.13
July	-		-		241.13
August	-		-		273.27
<b>8/31/22</b>		<b>-</b>		<b>1,961.18</b>	
September	-		-		257.20
October	-		-		257.20
November	-		-		257.20
December	-		-		257.20
<b>Life Benefits Projected</b>	<b>\$ -</b>		<b>\$ -</b>		<b>\$ 2,989.98</b>

**COMPENSATION**

March	300.00		300.00		300.00
AGRiP	-		-		-
May	300.00		300.00		300.00
August	300.00		300.00		300.00
<b>8/31/22</b>		<b>900.00</b>		<b>900.00</b>	
October	300.00		300.00		300.00
December	300.00		300.00		300.00
<b>Compensation Projected</b>	<b>\$ 1,500.00</b>		<b>\$ 1,500.00</b>		<b>\$ 1,500.00</b>

Total 8/31/22

Total Projected	<b>\$ 1,500.00</b>		<b>\$ 1,500.00</b>		<b>\$ 4,489.98</b>
-----------------	--------------------	--	--------------------	--	--------------------

**2023 Budget**

	<b>Pam Roberts</b>	<b>George T. Tripp</b>	<b>David Zook</b>
Annual Executive Mtgs-5	\$ -	\$ 750.00	\$ -
Annual Board Mtgs-5	1,500.00	1,500.00	1,500.00
Other Conferences	1,500.00	1,500.00	1,500.00
<b>Total Compensation</b>	<b>\$ 3,000.00</b>	<b>\$ 3,750.00</b>	<b>\$ 3,000.00</b>
<b>Tota Annual Life Benefits</b>	<b>\$ -</b>	<b>\$ -</b>	<b>\$ 3,086.40</b>
Total	<b>\$ 3,000.00</b>	<b>\$ 3,750.00</b>	<b>\$ 6,086.40</b>

2022 Estimated	30207	<u>Caroline Rodriguez</u>	30026
January		-	
February		-	
March		-	
April		-	
May		482.26	
June		241.13	
July		241.13	
August		273.27	
8/31/22	1,237.79		1,205.65
September		257.20	
October		257.20	
November		257.20	
December		257.20	
<b>Life Benefits Projected</b>		<b>\$ 2,266.59</b>	

**COMPENSATION**

March		300.00	
AGRiP		-	
May		-	
August		300.00	
8/31/22	600.00		450.00
October		-	
December		-	
<b>Compensation Projected</b>		<b>\$ 600.00</b>	

Total 8/31/22	\$ 1,837.79		\$ 1,655.65
<b>Total Projected</b>		<b>\$ 2,866.59</b>	

2023 Budget	<u>Caroline Rodriguez</u>	
Annual Executive Mtgs-5	\$	-
Annual Board Mtgs-5		1,500.00
Other Conferences		1,500.00
<b>Total Compensation</b>	<b>\$</b>	<b>3,000.00</b>
<b>Tota Annual Life Benefits</b>	<b>\$</b>	<b>3,086.40</b>
<b>Total</b>	<b>\$</b>	<b>6,086.40</b>

25.1 - Board of Directors Fees and Expense

2022 Estimated	Todd Beutler	30120	Shawn Miline	Total
January	241.13		241.13	\$ 1,687.90
February	241.13		241.13	\$ 1,687.90
March	241.13		241.13	\$ 1,687.90
April	241.13		241.13	\$ 1,687.90
May	241.13		241.13	\$ 2,170.16
June	-		-	\$ 1,446.77
July	-		-	\$ 1,446.77
August	-		-	\$ 1,533.54
8/31/22		1,205.65		
September	-		-	\$ 1,453.18
October	-		-	\$ 1,453.18
November	-		-	\$ 1,453.18
December	-		-	\$ 1,453.18
<b>Life Benefits Projected</b>	<b>\$ 1,205.65</b>		<b>\$ 1,205.65</b>	<b>\$ 19,161.56</b>
				19,161.56
<b>COMPENSATION</b>				
March	450.00		450.00	\$ 3,450.00
AGRiP	-		-	\$ 6,600.00
May	-		-	\$ 2,400.00
August	-		-	\$ 2,400.00
8/31/22		450.00		
October	-		-	\$ 2,700.00
December	-		-	\$ 2,700.00
<b>Compensation Projected</b>	<b>\$ 450.00</b>		<b>\$ 450.00</b>	<b>\$ 20,250.00</b>
				20,250.00
Total 8/31/22		\$ 1,655.65		
Total Projected	\$ 1,655.65		\$ 1,655.65	<b>\$ 39,411.56</b>
				39,861.56
				(39,861.56)
				-
<b>2023 Budget</b>				
	Todd Beutler		Shawn Miline	Total
Annual Executive Mtgs-5	\$ -		\$ -	\$ 2,250.00
Annual Board Mtgs-5	-		-	\$ 9,000.00
Other Conferences	-		-	\$ 9,000.00
<b>Total Compensation</b>	<b>\$ -</b>		<b>\$ -</b>	<b>\$ 20,250.00</b>
<b>Tota Annual Life Benefits</b>	<b>\$ -</b>		<b>\$ -</b>	<b>\$ 11,265.36</b>
Total	\$ -		\$ -	<b>\$ 47,438.16</b>

**2022 Estimated**

January  
 February  
 March  
 April  
 May  
 June  
 July  
 August

8/31/22 13,348.84

*September*  
*October*  
*November*  
*December*

**Life Benefits Projected**

-

**COMPENSATION**

March  
 AGRiP  
 May  
 August

8/31/22 15,300.00

*October*  
*December*

**Compensation Projected**

-

Total 8/31/22 **\$ 28,648.84** **25.1**

Total Projected **25.1**

**2023 Budget**

Annual Executive Mtgs-5  
 Annual Board Mtgs-5  
 Other Conferences

**Total Compensation**

**Tota Annual Life Benefits**

Total **25.1**

6050-  
**26 - Travel**  
**BUDGET 2023**

	Per Financials YTD 08/31/22	\$ Projected	PRELIMINARY BUDGET 2023
<b>Travel</b>	<b>43,977</b>		
Current YTD divided by 8 - Multiplied by 4		43,977	
Additional expenses that could be incurred		21,988	
Total Projected		<b>20,000</b>	
			<b>85,965</b>
Conference Attendance Including travel, food, lodging, ground transportation and registration (NLC MIC, NLC RISC, Aron ArmTech, AGRIP, PRIMA, RIMS)			85,965
Loss Prevention			4,000
Miscellaneous Conferences			10,035
Total Estimated Budget Amount			<b>100,000</b>

6051-0000

**27 - Fleet Maintenance**

**BUDGET 2023**

	Per Financials YTD 08/31/22	\$ Projected	PRELIMINARY BUDGET 2023
<b>Fleet Expense</b>	2,114	2,114	
Current YTD divided by 8 - Multiplied by 4		1,057	
Additional expenses that could be incurred		1,500 *	
Total Projected		4,671	
(See support document)			12,015
10% Increase over projected			467
Miscellaneous Other			12,482
			7,518
Total Estimated Budget Amount			20,000 *

<b>New Asset</b>	<b>Retiring Asset</b>	<b>Purchase/Sale Date</b>	<b>Projected Cost</b>	<b>Projected Sale Price</b>	<b>Projected Depreciation</b>	
2023 F-150		Oct 2022	\$ 54,709.00	\$ 51,973.55	\$ 2,735.45	
2023 Ranger		Oct 2022	\$ 40,771.00	\$ 38,732.45	\$ 2,038.55	
2023 Ranger		Oct 2022	\$ 40,771.00	\$ 38,732.45	\$ 2,038.55	
2023 Ranger		Oct 2022	\$ 40,771.00	\$ 38,732.45	\$ 2,038.55	
2023 Ranger		Oct 2022	\$ 40,771.00	\$ 38,732.45	\$ 2,038.55	
2023 Ranger		Oct 2022	\$ 40,771.00	\$ 38,732.45	\$ 2,038.55	
2023 Ranger		Oct 2022	\$ 40,771.00	\$ 38,732.45	\$ 2,038.55	
2023 Expedition		Oct 2022	\$ 77,524.00	\$ 73,647.80	\$ 3,876.20	\$ 18,842.95
	2021 Tacoma	Oct 2022		\$ 35,000.00		
	2022 Tacoma	Oct 2022		\$ 36,000.00		
	2022 Tacoma	Oct 2022		\$ 36,000.00		
	2022 Tacoma	Oct 2022		\$ 36,000.00		
	2022 Tacoma	Oct 2022		\$ 36,000.00		
	2022 Tacoma	Oct 2022		\$ 36,000.00		
	2022 Tacoma	Oct 2022		\$ 36,000.00		
	2022 Sequoia	Oct 2022		\$ 60,000.00		
<b>Total</b>			<b>\$ 376,859.00</b>	<b>\$ 311,000.00</b>		
Net Vehicle Annual Projected Depreciation - 2 yr Life					\$ 65,859.00	
Net Vehicle Annual Projected Depreciation - 2 yr Life					\$ 32,929.50	6073-0000 (31)

<b>Vehicle Maintenance</b>	<b>LOF</b>	<b>Tires</b>	<b>Glass</b>	<b>Washes</b>	<b>Other</b>	<b>Projected Miles</b>
Ranger JM	160	700	700	168	500	36000
Ranger RH	160	0	0	168	0	28000
Ranger DP	240	700	700	168	500	38000
Ranger CT	160	700	700	168	500	36000
Ranger JW	320	700	700	168	500	49000
Ranger LP/Claims	160	0	0	168	0	28000
F-150 Pool	70	0	0	84	500	12000
Expedition SAH	160	800	0	168	0	24000
Trailer #1		0	0	25	400	
<b>Sub Total</b>	<b>\$ 1,430.00</b>	<b>\$ 3,600.00</b>	<b>\$ 2,800.00</b>	<b>\$ 1,285.00</b>	<b>\$ 2,900.00</b>	\$ 251,000
Total Maintenance					\$ 12,015.00	6051-0000 (27)
					27.1	

<b>Total Fleet Budget for Replacement &amp; Maintenance</b>	<b>\$ 77,874.00</b>
---	---------------------



6056-0000

**28 - Promotional**

**BUDGET 2023**

	<b>Per Financials</b>		<b>PRELIMINARY</b>
	<b><u>YTD 08/31/22</u></b>	<b><u>\$ Projected</u></b>	<b><u>BUDGET 2023</u></b>
<b>Promotional &amp; Marketing</b>	<b>31,084</b>	31,084	
Promotional Services		25,000 *	
Current YTD divided by 8 - Multiplied by 4		15,542	
Total Projected		<b>71,626</b>	
Total Estimated Budget Amount			<b>75,000</b>
Additional estimated other:			
- Marketing Supplies: Pens, Shirts, Visits, & Promotional items			

6060-

**29 - Building and Depreciation**  
**BUDGET 2023**

	<b>Per Financials</b>		<b>PRELIMINARY</b>
	<b>YTD 08/31/22</b>	<b>\$ Projected</b>	<b>BUDGET 2023</b>
Building Expenses	<b>265,767</b>	265,767	
Current estimated additional building expenses		56,993	
Depreciation Expense Projected (See support documents)		<b>175,954</b>	<b>29.1</b>
Total Projected		<b>498,713</b>	
Current Yearly Depreciation Expense (See support document)			<b>\$ 131,966</b>
Items in Building Expense: Utilities, Insurance, General Maint. & Repairs, Landscaping			<i>180,000</i>
Janitorial, Snow Removal, Elevator, Security, Etc.			311,966
Projected depreciation expense			243,034
Additional estimated other			
Total Estimated Budget Amount			<b>555,000</b> *

REAL ESTATE - FIXED ASSETS

ACCUM. DEPRECIATION

YTD 08/31/22

Description	Cost	Prior	As of August	Per August Depr Exp	Depr Exp 4	Projected	
		Accum Depr (12/31/2021)	Current Yearly Depr	Monthly	Months	12-31-2022	Budget 2023
Bld Improvements	2,864,170.92	1,191,904.25	96,737.44	8,061.45	32,245.81	128,983.25	96,737.44
Building	2,579,541.21	1,212,484.63	34,394.00	2,866.17	11,464.67	45,858.67	34,394.00
Furniture 10	24,754.00	24,754.00	-	-	-	-	-
Furniture 7	183,386.70	183,386.70	-	-	-	-	-
Technology	62,558.90	29,407.69	834.08	69.51	278.03	1,112.11	834.08
<b>Totals</b>	<b>\$ 5,714,411.73</b>	<b>\$ 2,641,937.27</b>	<b>\$ 131,965.52</b>	<b>\$ 10,997.13</b>	<b>\$ 43,988.51</b>	<b>#####</b>	<b>\$131,965.52</b>

Bld and Land Improvements 1190-0006	
Asset Management Balance	Life -
Assets to be capitalized in the Future:	
General Ledger Balance	20 -

##### \$131,965.52  
 29.1 29.1

6065-0000

**30 - Equipment Repairs and Maintenance**  
**BUDGET 2023**

**Equipment Repairs & Maintenance**

Current YTD divided by 8 - Multiplied by 4

Additional expenses that could be incurred

Total Projected

IT Budget (See support document)

Estimated additional expenses that could be incurred

Total Estimated Budget Amount

Per Financials		PRELIMINARY
YTD 08/31/22	\$ Projected	BUDGET 2023
280	280	
	140	
	2,100 *	
	2,520	
		12,000 30.1
		13,000
		25,000 *

IT Department Budget							
Item	Estimated Cost (each)	Quantity	Total Cost	Total Planned Purchases (approx)			
(30) Valley Office System Copy Machine Supplies/MO	\$ 1,000.00	12	\$ 12,000.00	6065-	6065-0000		12,000.00
(31) MacBook Pro's	\$ 4,500.00	4	\$ 18,000.00	6073-			
(33) Misc IT Supplies, Printers, Scanners Etc.	\$ 20,000.00	1	\$ 20,000.00	6080-			
(33) Toner/Supplies for Printers not in contract	\$ 12,000.00	1	\$ 12,000.00	6080-			
(33) iPads w/pencil, keyboard, apple care	\$ 1,700.00	2	\$ 3,400.00	6080-			
(36) First Digital Phone and Internet/MO	\$ 2,400.00	12	\$ 28,800.00	6095-			
(36) Cell Phones/MO	\$ 2,800.00	12	\$ 33,600.00	6095-			
(38) Education/Training/Certificates	\$ 5,500.00	1	\$ 5,500.00	6110-			
(38) Research and Development	\$ 10,000.00	1	\$ 10,000.00	6110-			
(40) Misc IT Department Software upgrades/purchases	\$ 20,000.00	1	\$ 20,000.00	6120-			
(40) Jamf Pro Device Management	\$ 4,500.00	1	\$ 4,500.00	6120-			
(40) Renewals (website, jamf, expensify, server monitoring, Dropbox, Monday.com, BidSync, email et	\$ 3,000.00	12	\$ 36,000.00	6120-			
(40) Mod Master/Zywave	\$ 8,000.00	1	\$ 8,000.00	6120-			
(40) VMWare, VEEAM, Virtualization Subscription, VM Backup, Offsite Storage Etc.	\$ 6,000.00	1	\$ 6,000.00	6120-			
(40) Backblaze offsite server and workstation backup/MO	\$ 250.00	12	\$ 3,000.00	6120-			
				<b>\$220,800.00</b>			
						12,000.00	
						30.1	

6073-0000

**31 - Depreciation Expense**  
**BUDGET 2023**

	Per Financials		PRELIMINARY
	<u>YTD 08/31/22</u>	<u>\$ Projected</u>	<u>BUDGET 2023</u>
<b>Equipment Depreciation</b>			
Current monthly Depreciation Expense Multiplied by 4 (See support documents)	97,023	97,023	
		240,790	31.1
Total Projected		337,813	
Current Yearly Depreciation Expense (See support document)			186,592
Net Vehicle Annual Depreciation (See support document)			13,400
Other equipment			140,008
Total Estimated Budget Amount			340,000 *

FIXED ASSETS

ACCUM. DEPRECIATION

YTD 08/31/22

Description	Cost	Prior		As of August Current Yearly Depr	Per August Depr Exp Monthly	Depr Exp 4 Months	Projected 12-31-2022	Budget 2023
		Accum Depr (12/31/2021)						
Automobile	293,306.49	19,251.91		33,797.60	2,816.47	11,265.87	45,063.47	33,797.60
Electrical Equipment	43,630.66	39,145.36		701.24	58.44	233.75	934.99	701.24
Furniture	394,890.30	211,552.80		17,254.40	1,437.87	5,751.47	23,005.87	17,254.40
Misc.	108,030.96	57,405.34		2,939.39	244.95	979.80	3,919.19	2,939.39
Hardware	168,760.32	71,640.19		23,612.82	1,967.74	7,870.94	31,483.76	23,612.82
Software	1,554,304.44	583,278.88		102,286.96	8,523.91	34,095.65	136,382.61	102,286.96
<b>Totals</b>	<b>\$ 2,562,923.17</b>	<b>\$ 982,274.48</b>		<b>\$ 180,592.41</b>	<b>\$ 15,049.37</b>		<b>##### \$180,592.41</b>	

**Summary**

Item	Estimated Cost (each)	Quantity	Total Cost	Yrs of Depreciation	Total Cost
IT Department Budget					
(31) MacBook Pro's	\$ 4,500.00	4	\$ 18,000.00	3	6,000.00
				3	-
	<u>\$ 4,500.00</u>		<u>\$ 18,000.00</u>		<u>\$ 6,000.00</u>
					<b>\$ 6,000.00</b>
					<b>\$ 6,000.00</b>

<b>Totals</b>						<b>##### \$186,592.41</b>
						<b>31.1 31.1</b>

New Asset	Purchase/Sale		Projected Sale		Projected Miles	
	Retiring Asset	Date	Projected Cost	Price		
2023 Tacoma		Oct 2022	33800			
2023 Tacoma		Oct 2022	33800			
2023 Tacoma		Oct 2022	33800			
2023 Tacoma		Oct 2022	33800			
2023 Tacoma		Oct 2022	33800			
2023 Tacoma		Oct 2022	33800			
2023 Tacoma		Oct 2022	33800			
2023 Tacoma		Oct 2022	33800			
2023 Tacoma		Oct 2022	33800			
2023 Sequoia		Oct 2022	57800			
	2022 Tacoma	Oct 2022		31800		
	2022 Tacoma	Oct 2022		31800		
	2022 Tacoma	Oct 2022		31800		
	2022 Tacoma	Oct 2022		31800		
	2022 Tacoma	Oct 2022		31800		
	2022 Tacoma	Oct 2022		31800		
	2022 Tacoma	Oct 2022		31800		
	2022 Tacoma	Oct 2022		31800		
	2022 Tacoma	Oct 2022		31800		
	2022 Sequoia	Oct 2022		49000		
<b>Total</b>			<b>\$ 362,000.00</b>	<b>\$ 335,200.00</b>		
Net Vehicle Annual Projected Depreciation - 2 yr Life				<b>\$ 26,800.00</b>		
Net Vehicle Annual Projected Depreciation - 2 yr Life				<b>\$ 13,400.00</b>	6073-0000 (31)	
				<b>31.2</b>		
Vehicle Maintenance	LOF	Tires	Glass	Washes	Other	Projected Miles
Tacoma GB	160	700	0	168	500	30000
Tacoma JM	160	700	700	168	500	36000
Tacoma RH	160	0	0	168	0	28000
Tacoma DP	240	700	700	168	500	38000
Tacoma CT	160	700	700	168	500	36000
Tacoma DF	160	700	0	168	500	33000
Tacoma JW	320	700	700	168	500	49000
Tacoma BO	240	700	700	168	500	40000
Tacoma JR	160	0	0	168	0	28000
Tacoma Pool	70	0	0	84	500	12000
Sequoia	160	800	0	168	0	24000
Trailer #1		0	0	25	400	
Sub Total	<b>\$ 1,990.00</b>	<b>\$ 5,700.00</b>	<b>\$ 3,500.00</b>	<b>\$ 1,789.00</b>	<b>\$ 4,400.00</b>	\$ 354,000
Total Maintenance					<b>\$ 17,379.00</b>	6051-0000 (27)
<b>Total Fleet Budget for Replacement &amp; Maintenance</b>					<b>\$ 44,179.00</b>	



6075-0000

**32 - Loss Prevention and Appraisals**  
**BUDGET 2023**

	<b>Per Financials</b>		<b>PRELIMINARY</b>
	<b>YTD 08/31/22</b>	<b>\$ Projected</b>	<b>BUDGET 2023</b>
WC Audits	75,411		
Property Valuations	75,627		
Training	97,870		
Safety Incentives-Tailgates	11,193		
TARP Awards Paid	298,594		
Loss Prevention Misc	65,678		
Total	<b>624,372</b>	624,372	
Estimated Additional WC Audits		12,682	
Estimated Additional Property Valuations		62,216	
Training - Current YTD divided by 8 - Multiplied by 4		48,935	
TARP - Current YTD divided by 8 - Multiplied by 4		149,297	
Total Projected		<b>897,502</b>	
<u>SUMMARY</u>			
TARP Safety Awards (See support document)			<b>413,951</b>
Estimated WC Audits			105,496
Estimated Property Valuations			167,904
Estimated Safety Incentive Development			112,649
Total Estimated Budget Amount			<b>800,000</b>

Member Number	Member Name	Effective Date	Annual Premium	TARP Credit
10020	Alpine City	7/1/2022	\$53,624	\$2,681
16880	Alta Town	7/1/2022	\$25,245	\$1,262
10110	Ash Creek Special Service District	4/1/2022	\$4,553	\$228
10110	Ash Creek Special Service District	7/1/2022	\$18,261	\$913
10120	Ashley Valley Sewer Management Board	7/1/2022	\$12,409	\$620
10130	Ashley Valley Water & Sewer Improvement District	5/1/2022	\$5,310	\$265
10130	Ashley Valley Water & Sewer Improvement District	7/1/2022	\$31,770	\$1,589
10180	Bear River Association of Governments	7/1/2022	\$33,587	\$1,679
10310	Bluffdale City	7/1/2022	\$78,299	\$3,915
10400	Box Elder Mosquito Abatement District	2/1/2022	\$6,718	\$336
10400	Box Elder Mosquito Abatement District	7/1/2022	\$16,347	\$817
10430	Brian Head Town	4/1/2022	\$6,954	\$348
10430	Brian Head Town	7/1/2022	\$27,894	\$1,395
15320	Cache County	1/1/2022	\$55,874	\$2,794
15320	Cache County	7/1/2022	\$112,674	\$5,634
15530	Cache Valley Transit District	1/1/2022	\$27,342	\$1,367
15530	Cache Valley Transit District	7/1/2022	\$55,138	\$2,757
10480	Carbon County	1/1/2022	\$53,735	\$2,687
10480	Carbon County	7/1/2022	\$108,361	\$5,418
16350	Central Iron County Water Conservancy District	1/1/2022	\$1,746	\$87
16350	Central Iron County Water Conservancy District	7/1/2022	\$3,521	\$176
10750	Clinton City	7/1/2022	\$121,925	\$6,096
10810	Cottonwood Improvement District	1/1/2022	\$36,065	\$1,803
10810	Cottonwood Improvement District	7/1/2022	\$72,727	\$3,636
10900	Delta City	7/1/2022	\$24,097	\$1,205
11030	Eagle Mountain City	1/15/2022	\$67,209	\$3,360
11030	Eagle Mountain City	7/1/2022	\$146,895	\$7,345
11170	Enoch City	7/1/2022	\$35,588	\$1,779
11200	Ephraim City	7/1/2022	\$51,573	\$2,579
11390	Garden City Town	2/20/2022	\$5,683	\$284
11390	Garden City Town	7/1/2022	\$15,833	\$792
11490	Grand County	1/1/2022	\$46,311	\$2,316
11490	Grand County	7/1/2022	\$93,389	\$4,669
11550	Grand Water & Sewer Service Agency	1/1/2022	\$9,875	\$494
11550	Grand Water & Sewer Service Agency	7/1/2022	\$19,914	\$996
11560	Grantsville City	7/1/2022	\$68,560	\$3,428
11590	Gunnison City	7/1/2022	\$22,714	\$1,136
11640	Heber City	7/1/2022	\$142,843	\$7,142
11690	Heriman City	7/1/2022	\$141,547	\$7,077
11710	Highland City	7/1/2022	\$68,570	\$3,429
11770	Hooper City	7/1/2022	\$24,305	\$1,215
16230	Housing Authority of Utah County	1/1/2022	\$22,774	\$1,139
16230	Housing Authority of Utah County	7/1/2022	\$45,925	\$2,296
13500	Housing Connect	7/1/2022	\$100,205	\$5,010
11830	Hurricane City	3/1/2022	\$49,284	\$2,464
11830	Hurricane City	7/1/2022	\$147,449	\$7,372
11870	Hyrum City	7/1/2022	\$70,697	\$3,535
12110	LaVerkin City	4/15/2022	\$7,738	\$387
12110	LaVerkin City	7/1/2022	\$36,680	\$1,834
12210	Lindon City	7/1/2022	\$54,100	\$2,705
12230	Logan City	7/1/2022	\$119,127	\$5,956
10030	Lone Peak Public Safety District	7/1/2022	\$61,749	\$3,087
12280	Manila Town	7/1/2022	\$12,646	\$632
12290	Manti City	7/1/2022	\$37,970	\$1,899
12360	Midvale City	7/1/2022	\$178,708	\$8,935
12370	Midway City	7/1/2022	\$32,386	\$1,619
12380	Milford City	7/1/2022	\$20,882	\$1,044
17820	Milcreek City	1/1/2022	\$40,127	\$2,006
17820	Milcreek City	7/1/2022	\$80,919	\$4,046
12420	Milville City	3/15/2022	\$3,723	\$186
12420	Milville City	7/1/2022	\$12,582	\$629
12460	Moab City	4/1/2022	\$21,666	\$1,083
12460	Moab City	7/1/2022	\$86,901	\$4,345

12520	Morgan City	7/1/2022	\$41,403	\$2,070
10890	Mosquito Abatement District - Davis	7/1/2022	\$20,393	\$1,020
15080	Mountain Regional Water Special Service District	2/28/2022	\$10,438	\$522
15080	Mountain Regional Water Special Service District	7/1/2022	\$30,973	\$1,549
12590	Mountainland Association of Governments	7/1/2022	\$46,268	\$2,313
12670	Naples City	7/1/2022	\$24,793	\$1,240
12790	North Logan City	7/1/2022	\$30,412	\$1,521
17530	North Park Police Agency	7/1/2022	\$16,569	\$828
12810	North Salt Lake City	7/1/2022	\$172,134	\$8,607
16000	North View Fire District	7/1/2022	\$15,491	\$775
12940	Payson City	7/1/2022	\$186,230	\$9,312
12960	Perry City	7/1/2022	\$55,875	\$2,794
13020	Pleasant Grove City	7/1/2022	\$140,785	\$7,039
13060	Price City Municipal	7/1/2022	\$100,386	\$5,019
13070	Price River Water Improvement District	4/15/2022	\$7,452	\$373
13070	Price River Water Improvement District	7/1/2022	\$35,326	\$1,766
13080	Providence City	7/1/2022	\$37,335	\$1,867
13160	Richfield City	7/1/2022	\$60,984	\$3,049
13200	Rivendale City	7/1/2022	\$38,867	\$1,943
13230	Riverton City	7/1/2022	\$133,221	\$6,661
13270	Roosevelt City	7/1/2022	\$98,224	\$4,911
13310	Roy Water Conservancy District	7/1/2022	\$16,116	\$806
13350	Salem City	7/1/2022	\$67,474	\$3,374
13640	Santa Clara City	7/1/2022	\$54,157	\$2,708
13650	Santaquin City	2/16/2022	\$28,548	\$1,427
13650	Santaquin City	7/1/2022	\$77,185	\$3,859
13660	Saratoga Springs City	7/1/2022	\$194,222	\$9,711
13740	Six County Association of Governments	7/1/2022	\$23,620	\$1,181
13750	Smithfield City Corporation	7/1/2022	\$89,445	\$4,472
13770	Snyderville Basin Water Reclamation District	1/1/2022	\$14,883	\$744
13770	Snyderville Basin Water Reclamation District	7/1/2022	\$30,013	\$1,501
16140	South Ogden City	7/1/2022	\$112,094	\$5,605
13840	South Salt Lake Valley Mosquito Abatement District	2/1/2022	\$7,522	\$376
13840	South Salt Lake Valley Mosquito Abatement District	7/1/2022	\$18,303	\$915
15520	South Utah Valley Electric Service District	7/1/2022	\$20,748	\$1,037
13510	South Valley Sewer District	4/1/2022	\$37,097	\$1,855
13510	South Valley Sewer District	7/1/2022	\$148,796	\$7,440
13880	South Weber City	7/1/2022	\$28,426	\$1,421
13900	Southeastern Utah Association of Local Governments	7/1/2022	\$32,115	\$1,606
15770	Southwest Mosquito Abatement & Control District	1/1/2022	\$3,174	\$159
15770	Southwest Mosquito Abatement & Control District	7/1/2022	\$6,401	\$320
13970	Springdale Town	7/1/2022	\$47,216	\$2,361
13980	Springville City	7/1/2022	\$222,553	\$11,128
16110	St. George City	7/1/2022	\$130,801	\$6,540
14000	Stansbury Park Improvement District	3/20/2022	\$5,390	\$269
14000	Stansbury Park Improvement District	7/1/2022	\$19,287	\$964
14050	Summit County	1/1/2022	\$72,155	\$3,608
14050	Summit County	7/1/2022	\$145,506	\$7,275
14100	Sunset City Corporation	7/1/2022	\$41,779	\$2,089
14190	Tooele County	1/1/2022	\$73,842	\$3,692
14190	Tooele County	7/1/2022	\$148,907	\$7,445
14230	Tooele Valley Mosquito Abatement District	7/1/2022	\$6,561	\$328
14250	Trans-Jordan Cities	7/1/2022	\$31,313	\$1,566
14260	Tremonton City	7/1/2022	\$68,237	\$3,412
14300	Uintah Basin Association of Governments	7/1/2022	\$22,994	\$1,150
14360	Uintah Mosquito Abatement District	2/9/2022	\$5,862	\$293
14360	Uintah Mosquito Abatement District	7/1/2022	\$15,068	\$753
14480	Utah County	1/1/2022	\$297,534	\$14,877
14480	Utah County	7/1/2022	\$600,000	\$30,000
14520	Utah Local Governments Trust	1/1/2022	\$17,382	\$869
14520	Utah Local Governments Trust	7/1/2022	\$35,053	\$1,753
14550	Utah Municipal Power Agency	7/1/2022	\$46,298	\$2,315
14580	Vernal City	7/1/2022	\$53,125	\$2,656
14600	Vineyard City	1/1/2022	\$16,391	\$820
14600	Vineyard City	7/1/2022	\$33,053	\$1,653
16690	Wasatch Behavioral Health	7/1/2022	\$30,150	\$1,508
17310	Wasatch Front Waste & Recycling District	1/1/2022	\$69,444	\$3,472
17310	Wasatch Front Waste & Recycling District	7/1/2022	\$140,040	\$7,002
14680	Washington City	7/1/2022	\$165,786	\$8,289
17750	Washington County Solid Waste Special Service District #1	2/1/2022	\$5,834	\$292
17750	Washington County Solid Waste Special Service District #1	7/1/2022	\$14,195	\$710
14710	Washington Terrace City	7/1/2022	\$48,351	\$2,418
14850	West Point City	7/1/2022	\$36,326	\$1,816
14890	Willard City	7/1/2022	\$38,603	\$1,930
14930	Woods Cross City	7/1/2022	\$60,869	\$3,043
				\$413,951
				32.1-Budget 2023

6080-

**33 -Office, Printing and Supplies**

**BUDGET 2023**

	<b>Per Financials</b>		<b>PRELIMINARY</b>
	<b>YTD 08/31/22</b>	<b>\$ Projected</b>	<b>BUDGET 2023</b>
<b>Office, Printing &amp; Office Supplies Expense</b>	47,656	47,656	
Current YTD divided by 8 - Multiplied by 4		23,828	
Additional expenses ie, Laptops, Computer, Monitors and IT Supplies		20,000 *	
Total Projected		91,484	
IT Budget (See support document)			35,400 33.1
Additional estimated other			64,600
Total Estimated Budget Amount			100,000 *

IT Department Budget						
Item	Estimated Cost (each)	Quantity	Total Cost	Total Planned Purchases (approx)		
(30) Valley Office System Copy Machine Supplies/MO	\$ 1,000.00	12	\$ 12,000.00	6065-		
(31) MacBook Pro's	\$ 4,500.00	4	\$ 18,000.00	6073-		
(33) Misc IT Supplies, Printers, Scanners Etc.	\$ 20,000.00	1	\$ 20,000.00	6080-	6080-0000	20,000.00
(33) Toner/Supplies for Printers not in contract	\$ 12,000.00	1	\$ 12,000.00	6080-	6080-0000	12,000.00
(33) iPads w/pencil, keyboard, apple care	\$ 1,700.00	2	\$ 3,400.00	6080-	6080-0000	3,400.00
(36) First Digital Phone and Internet/MO	\$ 2,400.00	12	\$ 28,800.00	6095-		
(36) Cell Phones/MO	\$ 2,800.00	12	\$ 33,600.00	6095-		
(38) Education/Training/Certificates	\$ 5,500.00	1	\$ 5,500.00	6110-		
(38) Research and Development	\$ 10,000.00	1	\$ 10,000.00	6110-		
(40) Misc IT Department Software upgrades/purchases	\$ 20,000.00	1	\$ 20,000.00	6120-		
(40) Jamf Pro Device Management	\$ 4,500.00	1	\$ 4,500.00	6120-		
(40) Renewals (website, jamf, expensify, server monitoring, Dropbox, Monda	\$ 3,000.00	12	\$ 36,000.00	6120-		
(40) Mod Master/Zywave	\$ 8,000.00	1	\$ 8,000.00	6120-		
(40) VMWare, VEEAM, Virtualization Subscription, VM Backup, Offsite Stora	\$ 6,000.00	1	\$ 6,000.00	6120-		
(40) Backblaze offsite server and workstation backup/MO	\$ 250.00	12	\$ 3,000.00	6120-		
						35,400.00
					<b>\$220,800.00</b>	<b>33.1</b>

6087-0000

**34 - Books, Periodicals, Subscriptions and Materials**  
**BUDGET 2023**

**Books & Periodicals**

Current YTD divided by 8 - Multiplied by 4  
Additional expenses that could be incurred  
Total Projected

Total Estimated Budget Amount

**Per Financials**  
**YTD 08/31/22**

**3,043**

**\$ Projected**

3,043

1,522

1,000

**5,565**

**PRELIMINARY**  
**BUDGET 2023**

**10,000**

6090-0000  
**35 - Postage**  
**BUDGET 2023**

**Postage**

Current YTD divided by 8 - Multiplied by 4  
 Additional expenses that could be incurred  
 Total Projected

Total Estimated Budget Amount

Per Financials  
 YTD 08/31/22

**4,500**

\$ Projected

4,500

2,250

6,000

**12,749**

**PRELIMINARY**  
**BUDGET 2023**

**25,000**

6095-0000

**36 - Telephone**  
**BUDGET 2023**

**Telephone & Internet**  
**Month of August** - Multiplied by 4  
 Additional expenses that could be incurred  
 Total Projected

IT Budget (See support document)  
 Additional estimated other  
 Total Estimated Budget Amount

Per Financials	
YTD 08/31/22	\$ Projected
25,563	25,563
	13,935
	5,000
	<b>44,498</b>

**PRELIMINARY**  
**BUDGET 2023**

62,400	36.1
600	
<b>63,000</b>	



IT Department Budget						
	Item	Estimated Cost (each)	Quantity	Total Cost	Total Planned Purchases (approx)	
(30)	Valley Office System Copy Machine Supplies/MO	\$ 1,000.00	12	\$ 12,000.00	6065-	
(31)	MacBook Pro's	\$ 4,500.00	4	\$ 18,000.00	6073-	
(33)	Misc IT Supplies, Printers, Scanners Etc.	\$ 20,000.00	1	\$ 20,000.00	6080-	
(33)	Toner/Supplies for Printers not in contract	\$ 12,000.00	1	\$ 12,000.00	6080-	
(33)	iPads w/pencil, keyboard, apple care	\$ 1,700.00	2	\$ 3,400.00	6080-	
(36)	<b>First Digital Phone and Internet/MO</b>	<b>\$ 2,400.00</b>	<b>12</b>	<b>\$ 28,800.00</b>	<b>6095-</b>	<b>6095-0000 28,800.00</b>
(36)	<b>Cell Phones/MO</b>	<b>\$ 2,800.00</b>	<b>12</b>	<b>\$ 33,600.00</b>	<b>6095-</b>	<b>6095-0000 33,600.00</b>
(38)	Education/Training/Certificates	\$ 5,500.00	1	\$ 5,500.00	6110-	
(38)	Research and Development	\$ 10,000.00	1	\$ 10,000.00	6110-	
(40)	Misc IT Department Software upgrades/purchases	\$ 20,000.00	1	\$ 20,000.00	6120-	
(40)	Jamf Pro Device Management	\$ 4,500.00	1	\$ 4,500.00	6120-	
(40)	Renewals (website, jamf, expensify, server monitoring, Dropbox, Monda	\$ 3,000.00	12	\$ 36,000.00	6120-	
(40)	Mod Master/Zywave	\$ 8,000.00	1	\$ 8,000.00	6120-	
(40)	VMWare, VEEAM, Virtualization Subscription, VM Backup, Offsite Stora	\$ 6,000.00	1	\$ 6,000.00	6120-	
(40)	Backblaze offsite server and workstation backup/MO	\$ 250.00	12	\$ 3,000.00	6120-	
						<b>62,400.00</b>
						<b>\$220,800.00</b>
						<b>36.1</b>

6100-000

**37 - Accounting and Legal**  
**BUDGET 2023**

	<b>Per Financials</b>		<b>PRELIMINARY</b>
	<b>YTD 08/31/22</b>	<b>\$ Projected</b>	<b>BUDGET 2023</b>
<b>Accounting &amp; Legal</b>	<b>68,040</b>	68,040	
Additional expenses that could be incurred		131,960	
 Total Projected			<b>200,000</b>
 Total Estimated Budget Amount			<b>225,000</b>
Auditors RFP projecting \$25,500			

6110-0000

**38 - IT, Consulting and Maintenance**  
**BUDGET 2023**

	Per Financials YTD 08/31/22	\$ Projected	PRELIMINARY BUDGET 2023
<b>Other Professional Fees</b>			
Current YTD divided by 8 - Multiplied by 4	4,762	4,762	
Additional expenses that could be incurred		2,381	
Total Projected		5,000	
		12,142	
Additional estimated other			34,500
IT Budget (See support document)			15,500 38.1
Total Estimated Budget Amount			50,000

IT Department Budget						
	Item	Estimated Cost (each)	Quantity	Total Cost	Total Planned Purchases (approx)	
(30)	Valley Office System Copy Machine Supplies/MO	\$ 1,000.00	12	\$ 12,000.00	6065-	
(31)	MacBook Pro's	\$ 4,500.00	4	\$ 18,000.00	6073-	
(33)	Misc IT Supplies, Printers, Scanners Etc.	\$ 20,000.00	1	\$ 20,000.00	6080-	
(33)	Toner/Supplies for Printers not in contract	\$ 12,000.00	1	\$ 12,000.00	6080-	
(33)	iPads w/pencil, keyboard, apple care	\$ 1,700.00	2	\$ 3,400.00	6080-	
(36)	First Digital Phone and Internet/MO	\$ 2,400.00	12	\$ 28,800.00	6095-	
(36)	Cell Phones/MO	\$ 2,800.00	12	\$ 33,600.00	6095-	
(38)	<b>Education/Training/Certificates</b>	<b>\$ 5,500.00</b>	<b>1</b>	<b>\$ 5,500.00</b>	<b>6110-</b>	<b>6110-0000 5,500.00</b>
(38)	<b>Research and Development</b>	<b>\$ 10,000.00</b>	<b>1</b>	<b>\$ 10,000.00</b>	<b>6110-</b>	<b>6110-0000 10,000.00</b>
(40)	Misc IT Department Software upgrades/purchases	\$ 20,000.00	1	\$ 20,000.00	6120-	
(40)	Jamf Pro Device Management	\$ 4,500.00	1	\$ 4,500.00	6120-	
(40)	Renewals (website, jamf, expensify, server monitoring, Dropbox, Monda	\$ 3,000.00	12	\$ 36,000.00	6120-	
(40)	Mod Master/Zywave	\$ 8,000.00	1	\$ 8,000.00	6120-	
(40)	VMWare, VEEAM, Virtualization Subscription, VM Backup, Offsite Stora	\$ 6,000.00	1	\$ 6,000.00	6120-	
(40)	Backblaze offsite server and workstation backup/MO	\$ 250.00	12	\$ 3,000.00	6120-	
						<b>15,500.00</b>
						<b>\$220,800.00</b>
						<b>38.1</b>

6112-0000

**39 - Actuarial Fees**  
**BUDGET 2023**

	<b>Per Financials</b>		<b>PRELIMINARY</b>
	<b>YTD 08/31/22</b>	<b>\$ Projected</b>	<b>BUDGET 2023</b>
<b>Actuarial Fees</b>	<b>108,017</b>	108,017	
Current YTD divided by 8 - Multiplied by 4		54,009	
Additional expenses to be incurred (October & year-end reserves, pricing for all lines of business)		20,000	
Total Projected		<b>182,026</b>	
Total Estimated Budget Amount			<b>180,000</b> *
*Per Actuary email projection \$63,000			

6120-0000

**40 - Software Licensing****BUDGET 2023**

	Per Financials YTD 08/31/22	\$ Projected	PRELIMINARY BUDGET 2023
<b>Software Licensing</b>	<b>48,579</b>	48,579	
Support Fees to the end of the year:			
- Caselle Support Fees		773	
- VMWare		274	
- CDW Virtual Servers Backup		94	
- JAMF, Mobile Apps & Mac Antivirus		468	
- Backblaze		135	
- Progress Software-myTrust		37	
- Rstudio Subscription		1,768	
- Parallels Remote App		99	
- Zubi Fleet Tracking Device		119	
		<hr/>	
		3,768	
Months Remaining in the year		<hr/>	
Total		4	
		<hr/>	
		15,072	
Estimated Additional expenses that could be incurred		5,000	
Total Projected		<b>68,650</b>	
Additional estimated other			500
IT Budget (See support document)			<b>77,500 40.1</b>
Total Estimated Budget Amount			<b>78,000</b>

IT Department Budget						
Item	Estimated Cost (each)	Quantity	Total Cost	Total Planned Purchases (approx)		
(30) Valley Office System Copy Machine Supplies/MO	\$ 1,000.00	12	\$ 12,000.00	6065-		
(31) MacBook Pro's	\$ 4,500.00	4	\$ 18,000.00	6073-		
(33) Misc IT Supplies, Printers, Scanners Etc.	\$ 20,000.00	1	\$ 20,000.00	6080-		
(33) Toner/Supplies for Printers not in contract	\$ 12,000.00	1	\$ 12,000.00	6080-		
(33) iPads w/pencil, keyboard, apple care	\$ 1,700.00	2	\$ 3,400.00	6080-		
(36) First Digital Phone and Internet/MO	\$ 2,400.00	12	\$ 28,800.00	6095-		
(36) Cell Phones/MO	\$ 2,800.00	12	\$ 33,600.00	6095-		
(38) Education/Training/Certificates	\$ 5,500.00	1	\$ 5,500.00	6110-		
(38) Research and Development	\$ 10,000.00	1	\$ 10,000.00	6110-		
(40) Misc IT Department Software upgrades/purchases	\$ 20,000.00	1	\$ 20,000.00	6120-	6120-0000	20,000.00
(40) Jamf Pro Device Management	\$ 4,500.00	1	\$ 4,500.00	6120-	6120-0000	4,500.00
(40) Renewals (website, jamf, expensify, server monitoring, Dropbox, M	\$ 3,000.00	12	\$ 36,000.00	6120-	6120-0000	36,000.00
(40) Mod Master/Zywave	\$ 8,000.00	1	\$ 8,000.00	6120-	6120-0000	8,000.00
(40) VMWare, VEEAM, Virtualization Subscription, VM Backup, Offsite St	\$ 6,000.00	1	\$ 6,000.00	6120-	6120-0000	6,000.00
(40) Backblaze offsite server and workstation backup/MO	\$ 250.00	12	\$ 3,000.00	6120-	6120-0000	3,000.00
						<b>77,500.00</b>
						<b>\$220,800.00</b>
						<b>40.1</b>

6130-0000

**41 - MISCELLANEOUS BANK FEES AND OTHER  
BUDGET 2023**

	<b>Per Financials</b>		<b>PRELIMINARY</b>
	<b>YTD 08/31/22</b>	<b>\$ Projected</b>	<b>BUDGET 2023</b>
HRA, FLEX, ADP FEES	24,725	24,725	
HRA, FLEX		342	
ADP internet processing fees		684	
ADP internet EZ Labor Time Management fees		134	
JP Morgan Chase - Analysis Fees		1,800	
Invoice Cloud Fees		840	
Total Projected		28,526	
HRA, FLEX			988
ADP internet processing fees			1,977
ADP internet EZ Labor Time Management fees			402
JP Morgan Chase - Analysis Fees			5,400
Invoice Cloud Fees			3,600
Total			12,367
Additional Other			37,633
Total Estimated Budget Amount			50,000



6240-0000

**42 - Payroll Taxes**

**BUDGET 2023**

	Per Financials YTD 08/31/22	\$ Projected	PRELIMINARY BUDGET 2023
<b>Payroll Taxes</b>	<b>87,254</b>	<b>87,254</b>	
Amount expensed each pay period. (Used the month of Aug last pay period)		4,289	
9 pay period ending and 1 bonus		10	
Total		<b>42,888</b>	
Current Monthly W/C Premium		823	823
		4	12
		<b>3,290</b>	<b>9,870</b>
Total Projected		<b>133,432</b>	
Employee Wages, Growth Wages & Bonus			2,005,402
Estimated budget amount is 7.7% (FICA current payroll reg divided by gross plus SUI)			7.65%
			<b>153,473</b>
Total Estimated Budget Amount			<b>163,344</b>

## **2022 EXECUTIVE GOALS**

### **1. Reinsurance and Risk Retention**

- a. Sensitivity Study
- b. Validation
- c. Market Options

### **2. Talent and Leadership Development – 360 Evaluation**

- a. Voice of Organization
- b. Individual Leadership Coaching
- c. 360 (5% to 15%)
  - i. Communication
  - ii. Trust
  - iii. Understanding

### **3. Active Bystandership in Law Enforcement (ABLE Utah) Project**

- a. Signed Partnership, Georgetown University Law
- b. 60 ABLE Certified Instructors, representing 21 agencies
- c. ABLE 8-Hour Certification Monthly Sessions x5
- d. Invited to Serve on ABLE National Board of Advisors
- e. Invited to Chair ABLE Utah Board of Advisors